

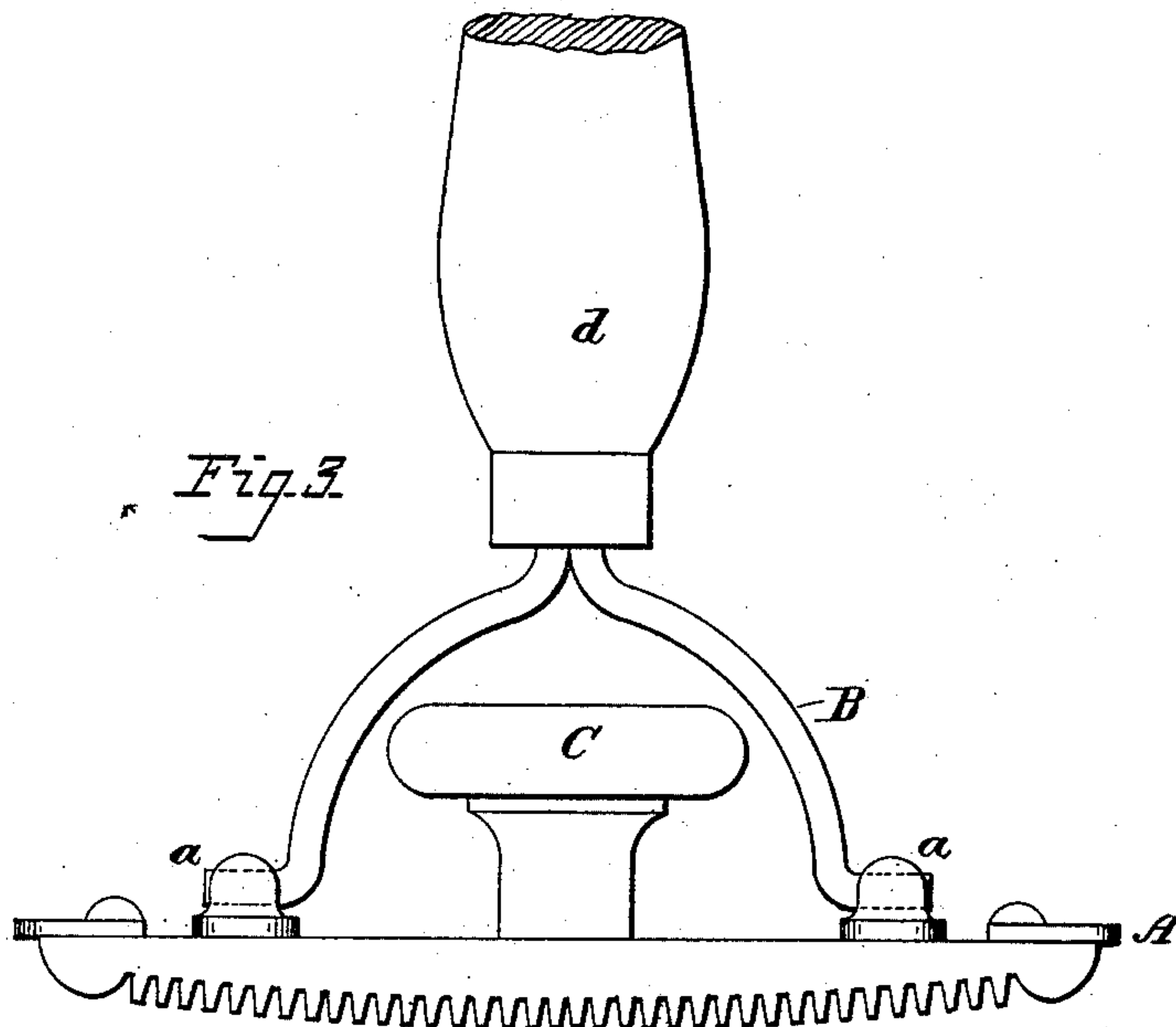
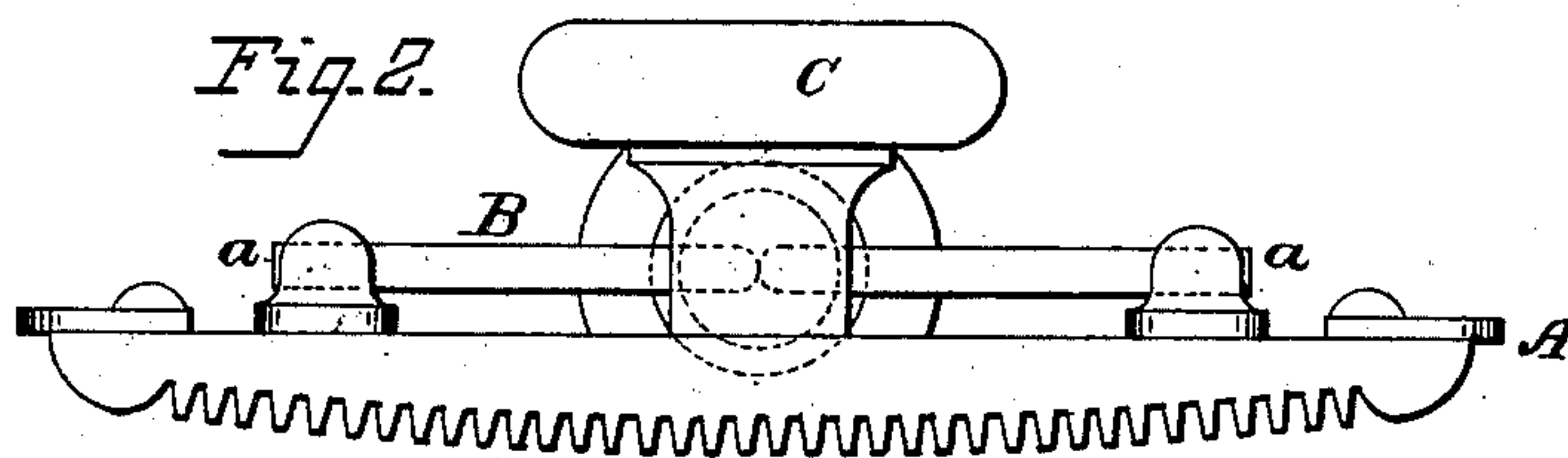
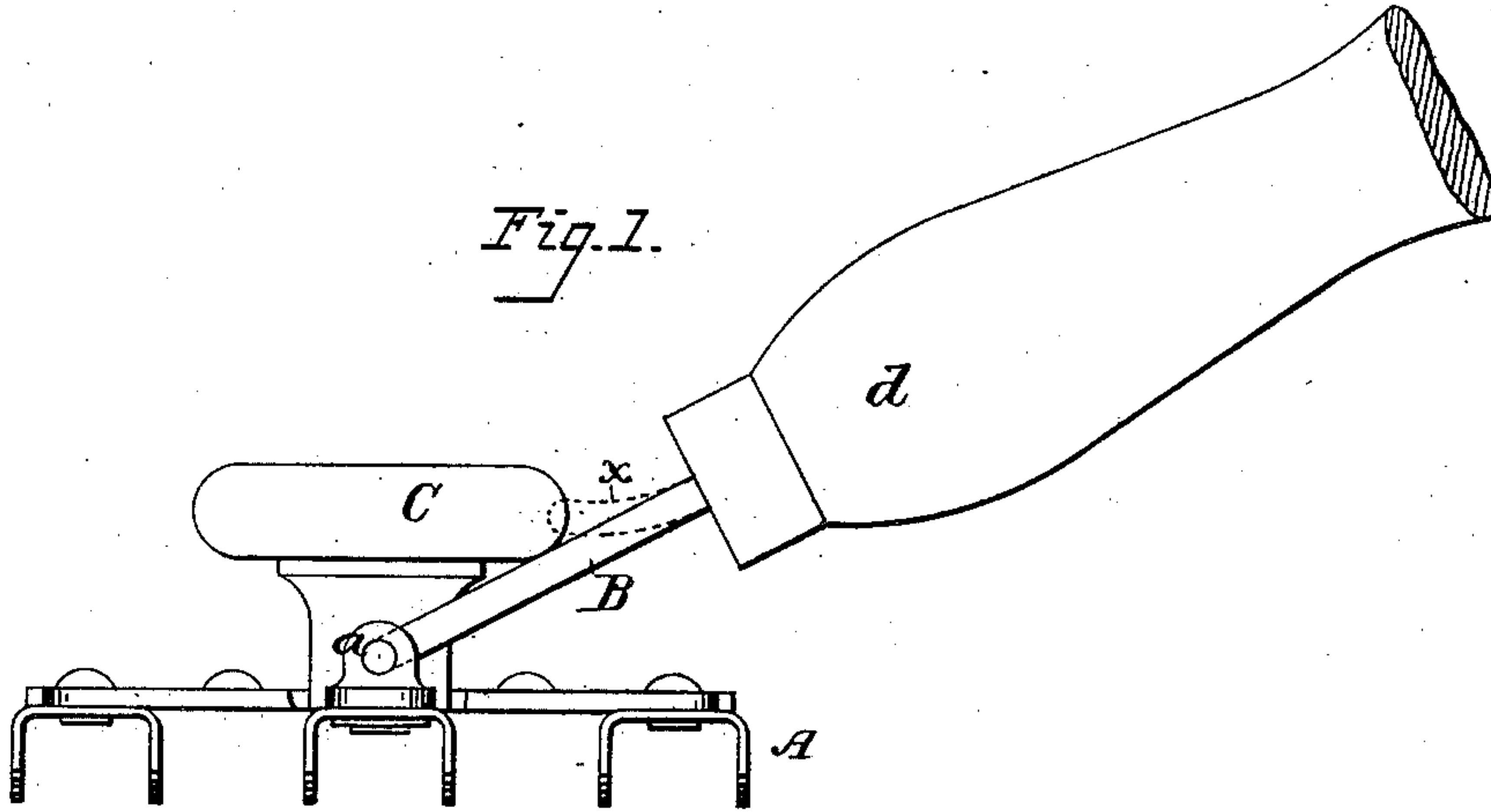
(Model.)

W. E. LAWRENCE.

CURRY COMB.

No. 246,020.

Patented Aug. 23, 1881.



Attest:
Courtney A. Cooper.
A. H. Harman.

Wm. E. Lawrence
By his attorney
Charles E. Foster

UNITED STATES PATENT OFFICE.

WILLIAM E. LAWRENCE, OF NEW YORK, N. Y.

CURRY-COMB.

SPECIFICATION forming part of Letters Patent No. 246,020, dated August 23, 1881.

Application filed February 5, 1881. (Model.)

To all whom it may concern:

Be it known that I, WILLIAM E. LAWRENCE, of the city, county, and State of New York, have invented certain Improvements in Curry-Combs, of which the following is a specification.

The object of my invention is a curry-comb constructed as fully described hereinafter, so as to be self-adapting to the hand of the operator, thereby affording an easy grasp above the back, whatever may be the size or conformation of the operator's hand, the comb being further constructed so as to be grasped in different ways.

In the drawings, Figure 1 is a side view of a curry-comb illustrating my invention. Fig. 2 is a front view, the movable grasp in a position parallel to the back of the comb-body; Fig. 3, a view showing the grasping device raised at right angles to the comb-body.

It has been common to provide curry-combs with handles or devices at the back, so arranged as to support the hand in a flat or curved position above the back, such position having been found to be a most easy one, and less tiresome than a rigid grasp, with the fingers lapped round the handle. Owing to the rigid attachment of such devices to the comb-body, a comb which can be comfortably used by one person is not so well adapted to the hand of another, rendering it necessary to provide numerous sizes and styles of combs.

My invention consists in connecting the grasping device movably to the comb, so that it will adjust itself to the hand of the operator in the act of grasping the comb, thus avoiding all strain and enabling the same comb to be used with equal comfort by all persons.

Different modes of connection and different constructions of grasping devices may be used. In the drawings, the comb-body A, of any suitable or ordinary construction, is provided with a grasping device, B, consisting of a forked bar, with its ends turning in lugs *a a* on the back of the comb.

As thus constructed the comb may be readily grasped by placing the thumb beneath the device B, raised to an angle, as shown in Fig. 1, the hand being spread over the device (thus grasped between the thumb and forefinger) and arching over the back of the comb-body.

It will be apparent that the device B will take such an angle as the conformation of the hand requires without the straining necessary to accommodate the hand to parts rigidly secured in fixed positions.

As a further support for the hand, the comb may be provided with a rest, C, consisting of a knob or other appliance, arranged so that the palm of the hand can rest thereon, and attached either to the comb-body, as shown, or by a shank, *x*, (dotted lines, Fig. 1,) to the device B. In connection with said device I may employ a secondary or supplemental handle, *d*, formed by prolonging the device B, only connecting a wooden handle thereto, as shown, thus affording another means of grasping the comb, permitting it to be applied more readily to certain parts of the animal.

The grasping device may be of wire, as shown, or of cast or malleable metal, in the shape of a fork, or of a single bar pivoted at the end in any suitable manner, or of other available form to effect the result specified. Without, therefore, limiting myself to the form and arrangement shown.

I claim—

1. A curry-comb provided with a handle hinged to the middle portion of the back, substantially as described, whereby a varied inclination is obtained at will, as set forth.

2. A curry-comb provided with a movable grasping device adapted to be grasped between the thumb and finger, as specified, and with a rest arranged to afford a bearing for the center of the hand when extended over the back, substantially as set forth.

3. The combination, in a curry-comb, of the forked grasping device jointed thereto to swing over the same, and the rest C, arranged between the forks to support the body of the hand, substantially as set forth.

In testimony whereof I have signed my name to this specification in the presence of two subscribing witnesses.

WILLIAM E. LAWRENCE.

Witnesses:

SAMUEL KILPATRICK,
ADAM WALKER.