

(Model.)

E. S. LANE.
WASHING MACHINE.

No. 245,842.

Patented Aug. 16, 1881.

Fig. 1.

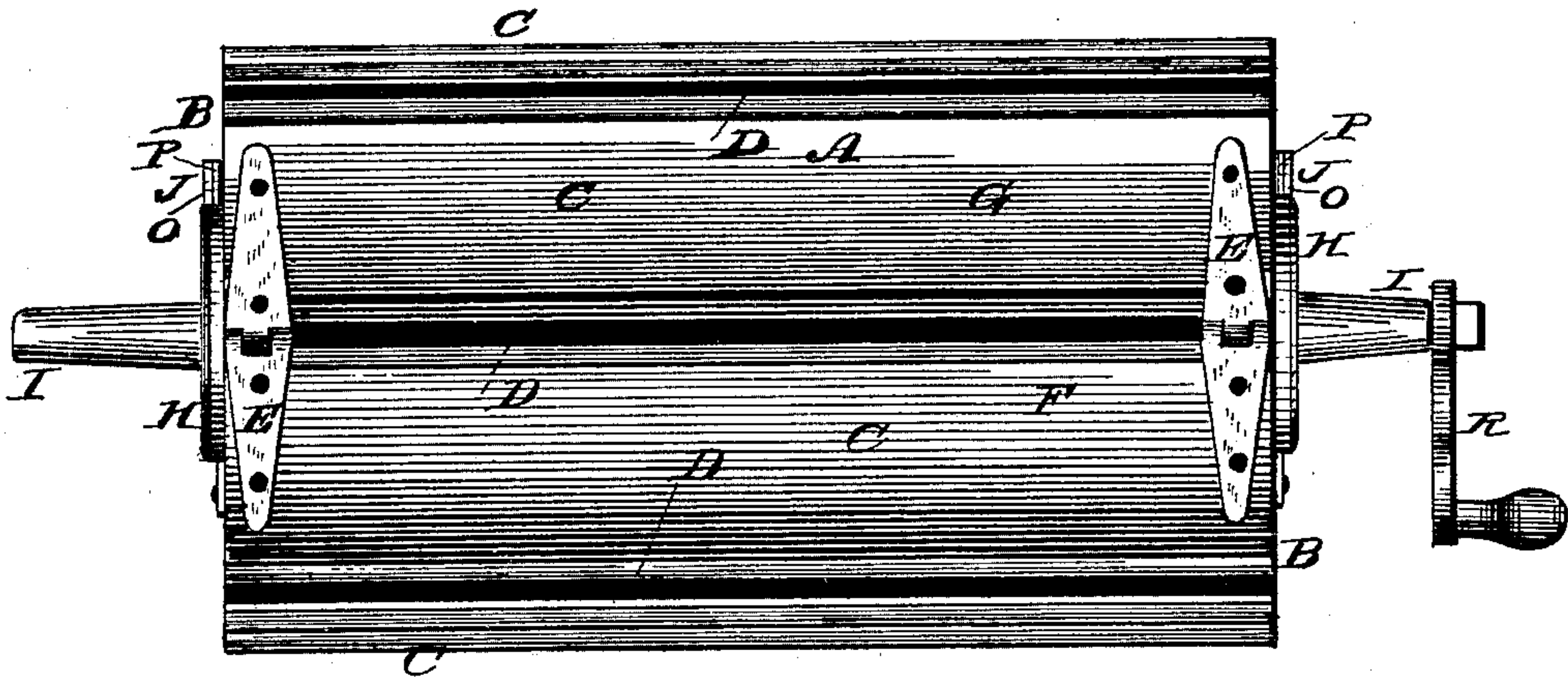


Fig. 2.

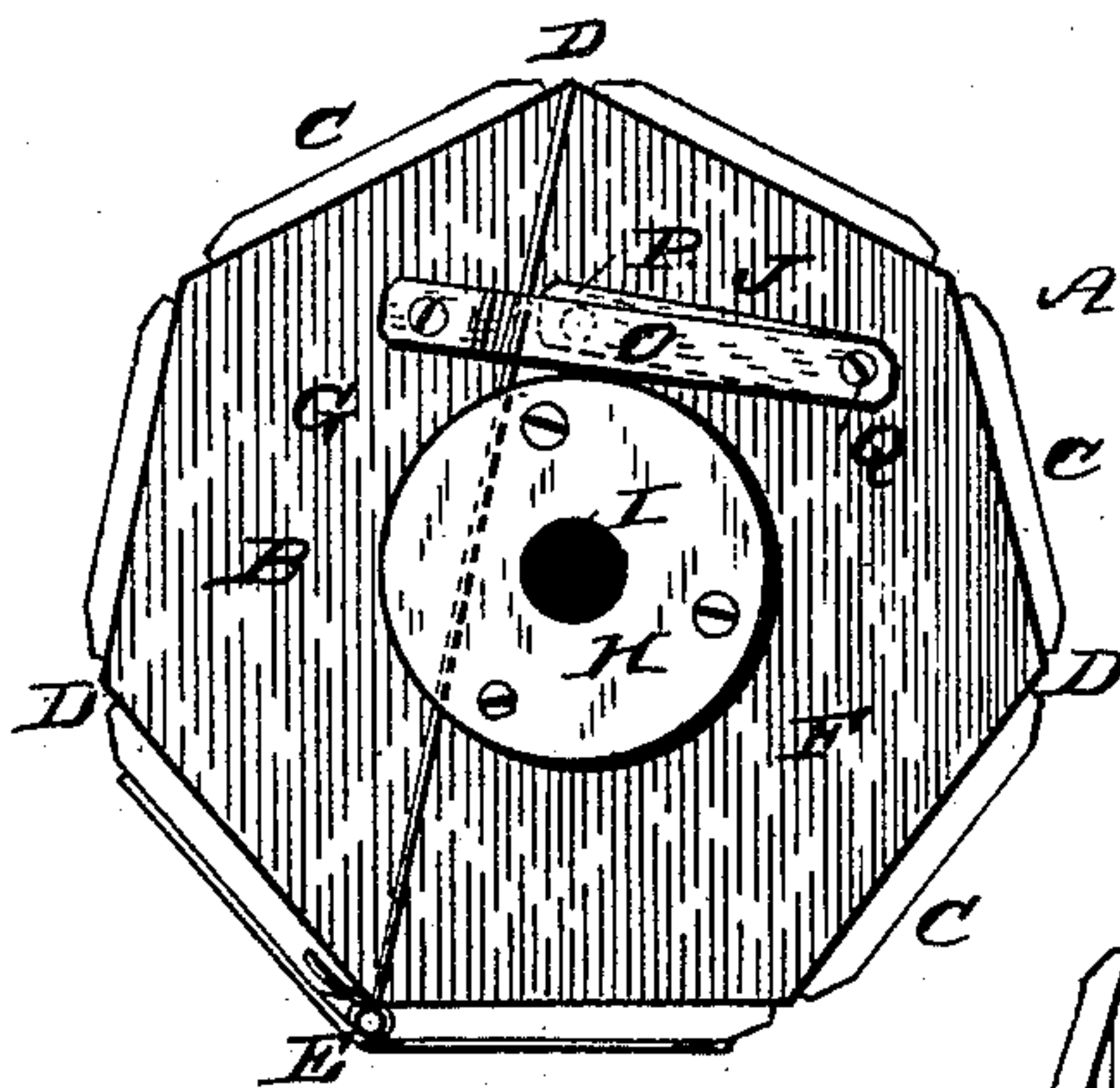
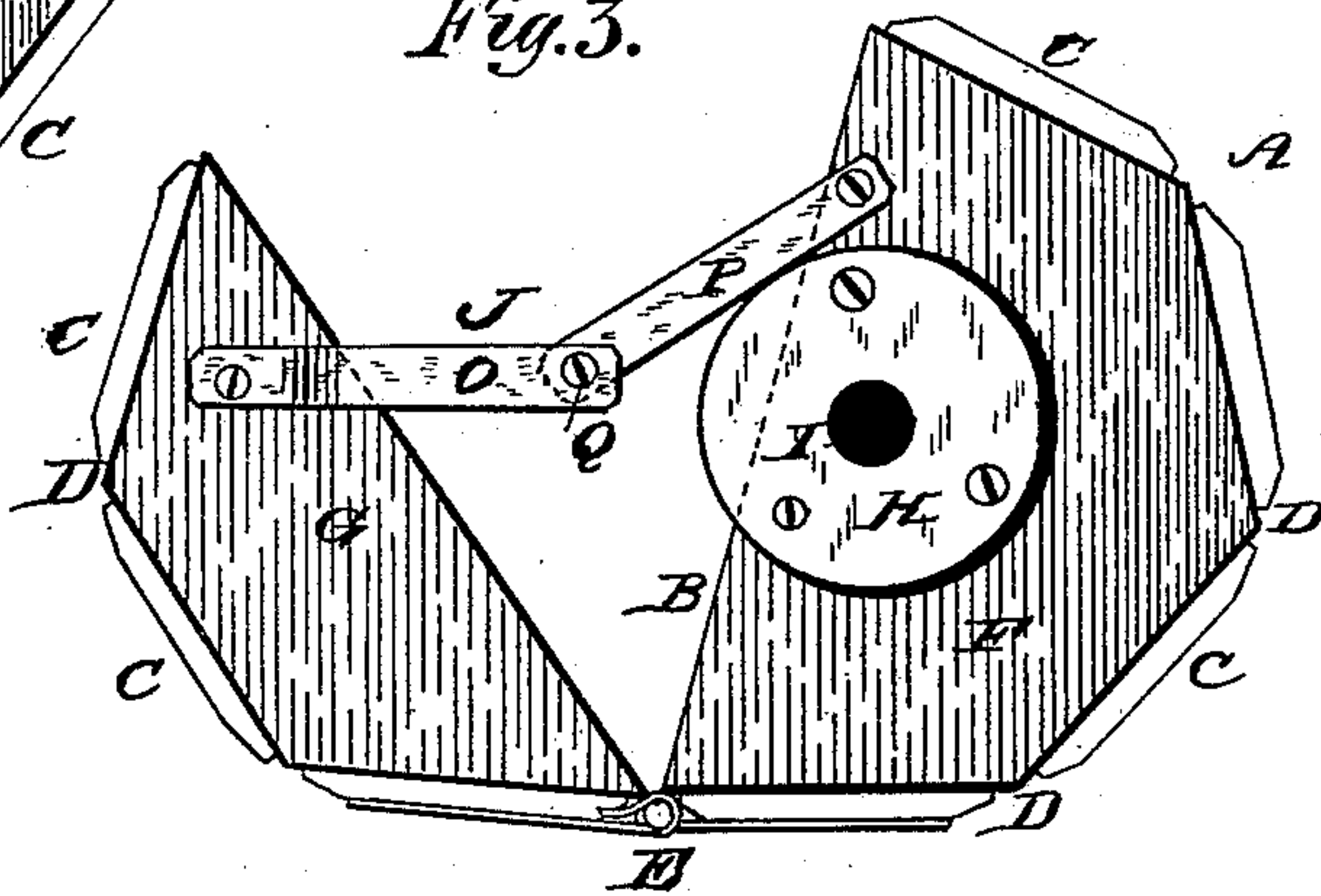


Fig. 3.



WITNESSES

J. R. Little
P. Noyes

INVENTOR

E. S. Lane,
by C. A. Snow & Co. ATTORNEYS

UNITED STATES PATENT OFFICE.

EZRA S. LANE, OF LOCKE, NEW YORK.

WASHING-MACHINE.

SPECIFICATION forming part of Letters Patent No. 245,842, dated August 16, 1881.

Application filed April 25, 1881. (Model.)

To all whom it may concern:

Be it known that I, EZRA S. LANE, of Locke, in the county of Cayuga and State of New York, have invented certain new and useful
5 Improvements in Washing-Machines; and I do hereby declare that the following is a full, clear, and exact description of the invention, which will enable others skilled in the art to which it appertains to make and use the same, reference being had to the accompanying draw-
10 ings, which form a part of this specification.

Figure 1 is a side view of the cylinder; Fig. 2, an end view, with the cylinder closed; and Fig. 3 an end view, with the cylinder open.

15 Corresponding parts in the figures are denoted by the same letters of reference.

This invention relates to washing-machines that are adapted to receive a rotary cylinder; and it consists in certain improvements in the
20 construction and arrangement of parts of said cylinder, substantially as will be hereinafter more fully described, and particularly pointed out in the claim.

Referring by letter to the accompanying
25 drawings, A designates the cylinder, which may be constructed as desired, with a body and hinged top, but is preferably made, as shown in the accompanying drawings, with two regular polygonal heads or ends, B B, the sides of
30 which are connected by flat strips or slats C, forming the sides of the cylinder. Said slats are made of less width than the sides of the heads B B, so that longitudinal narrow slots or openings D shall be left between the slats
35 C. The heads of the cylinder each consist of two pieces, connected, as shown, by hinges E, thus making the cylinder consist of a body, F, having a hinged cover, G.

40 H H are circular disks, secured centrally upon the heads or ends of the cylinder, and formed with gudgeons I, by which the cylinder is journaled in suitable boxes in the sides of a pan or other suitable device, and the gudgeons will serve as handles to lift the cyl-
45 nder into or out of the box or pan. The top or cover and body of the cylinder are connected at their front edges by a jointed stay,

J, consisting of two straps, O P, pivoted to the top and body, as shown, and connected by a pivot, Q.

50 It will be seen that by moving the pivoted end Q of the jointed stay in an outward direction from the center the cover may be opened, and when the joint is passed beyond the dead-center the cover will be securely locked in an
55 open position by reason of the contact of the stay with the centrally-located circular disk H, as clearly shown in Fig. 3 of the drawings, thus permitting clothes to be placed into or re-
60 moved from the cylinder. By forcing the pivoted end Q of the jointed stays from the disk toward the outer and front part of the cylinder the cover is closed, and in a like manner, by the contact of the stays and disks, (see
65 Fig. 2 of the drawings,) when the ends of the former are forced past the dead-center, retained in a closed position during the operation or rotation of the cylinder.

A suitable crank or handle, R, may be attached to one of the gudgeons of the cylinder,
70 as shown.

My invention is simple, effective, inexpensive, and durable, and owing to contact of the stays and disks the cover may be firmly locked
75 in either a closed or open position.

Having thus described my invention, I claim and desire to secure by Letters Patent of the United States—

In combination with the cylinder, having body F, hinged cover G, and circular disks H,
80 secured to the ends of the body, the jointed stays, consisting of links or straps O and P, the relative arrangement of the disks and stays being such as described, whereby the cover is securely locked in either an open or closed po-
85 sition by the contact of the stays or disks, as set forth.

In testimony that I claim the foregoing as my own I have hereto affixed my signature in presence of two witnesses.

EZRA SANFORD LANE.

Witnesses:

D. RAYNER,
P. H. DEMMON.