

(Model.)

J. W. BATES.

CAR COUPLING.

No. 245,766.

Patented Aug. 16, 1881.

Fig. 1.

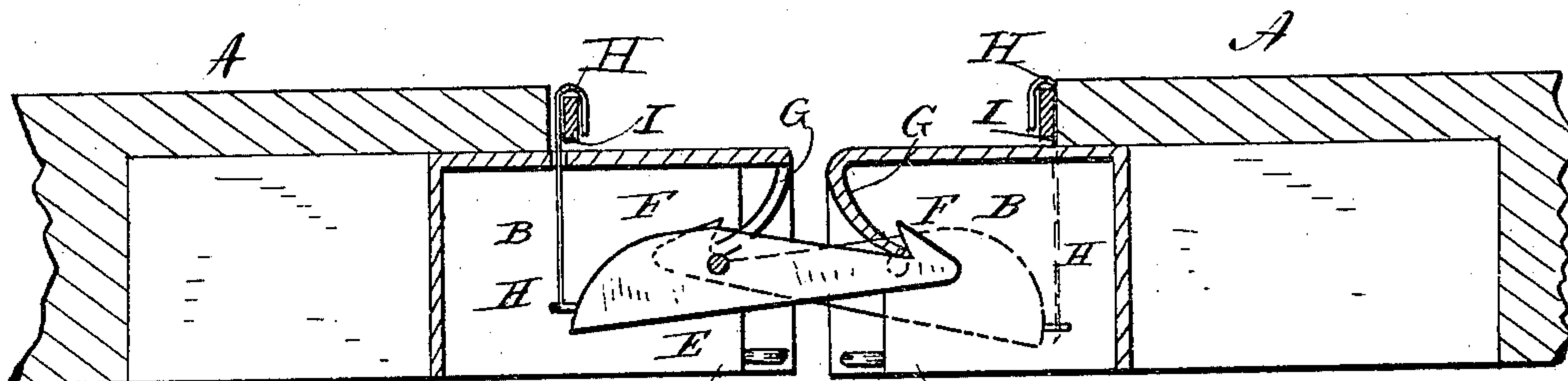


Fig. 2.

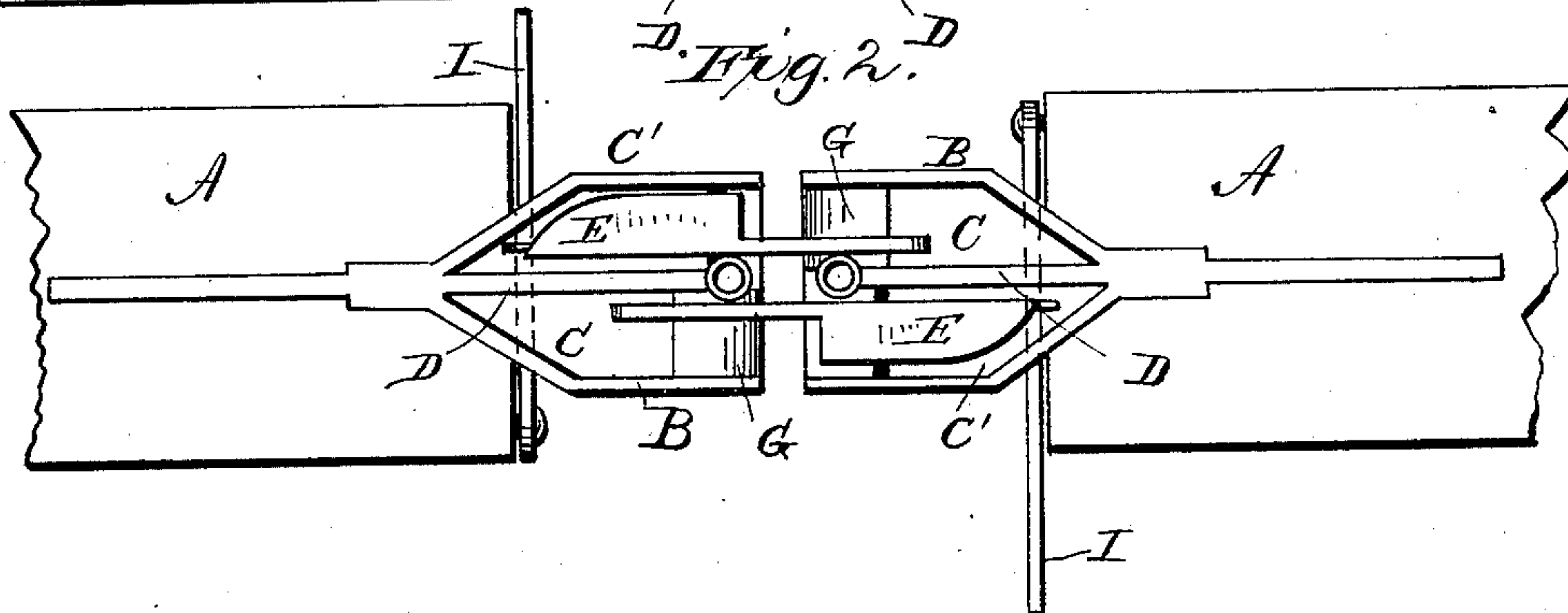
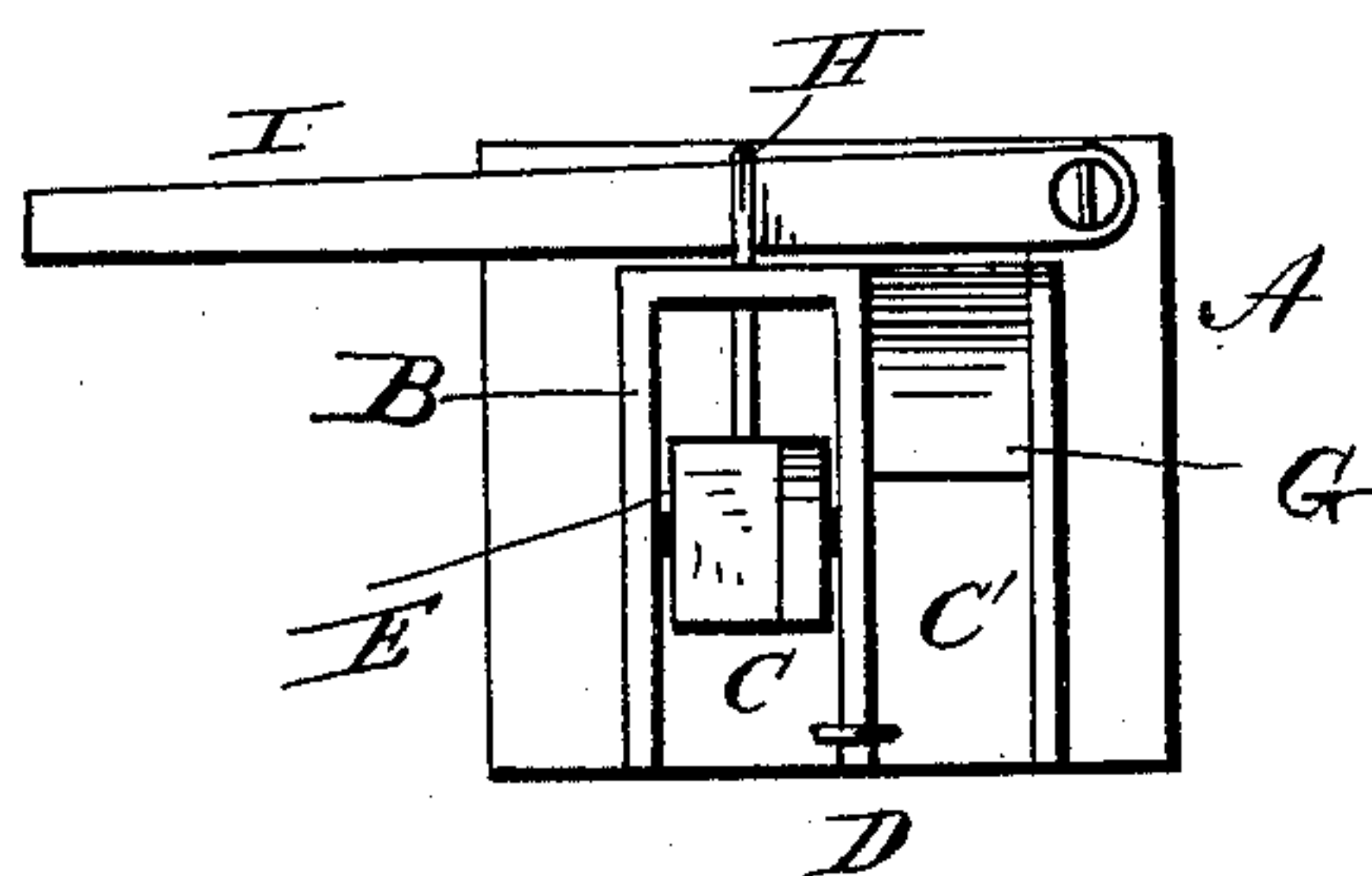


Fig. 3.



Witnesses.
R. L. Ourand
H. Aubrey Toutmin

Inventor,
Jos W. Bates
By C. M. Alexander
attorney

UNITED STATES PATENT OFFICE.

JOSEPH W. BATES, OF MINNEAPOLIS, MINNESOTA, ASSIGNOR OF ONE-HALF
TO GEORGE N. CULVER, OF SAME PLACE.

CAR-COUPLING.

SPECIFICATION forming part of Letters Patent No. 245,766, dated August 16, 1881.

Application filed May 2, 1881. (Model.)

To all whom it may concern:

Be it known that I, JOSEPH WILLIAM BATES, of Minneapolis, in the county of Hennepin, and in the State of Minnesota, have invented certain new and useful Improvements in Car-Couplings; and I do hereby declare that the following is a full, clear, and exact description thereof, reference being had to the accompanying drawings, and to the letters of reference marked thereon, making a part of this specification.

This invention relates to certain improvements in car-couplers; and it has for its objects to provide an improved means whereby the cars may be automatically coupled and uncoupled at will without necessitating the entrance of an employé between the cars, as more fully hereinafter specified. These objects I attain by the mechanism illustrated in the accompanying drawings, in which—

Figure 1 represents a longitudinal sectional view of my improved coupler; Fig. 2, a horizontal longitudinal section, and Fig. 3 an end view of one of the draw-heads.

The letter A indicates the draw-bars, and B the draw-heads, secured thereto in any convenient manner. The said draw-heads are provided with parallel recesses C C' at their ends, which are separated by the partitions D. In the recess at one side of each draw-head is a pivoted link, E, provided at its outer end

with a hook, F, adapted to engage the inclined catches G, as shown. The rear ends of the links are weighted, so as to hold the forward ends normally elevated, in order that the hooks may properly seize the catch. The links are so arranged relatively that the free end of the link in one head will project into the open recess in the other when the cars are brought together. To the rear end of each link is attached the lower end of a suitable connection, H, which extends upward and is attached to a lever, I, fulcrumed to the top or platform of a car, by means of which the links may be elevated at their rear ends to uncouple.

Having thus fully described my invention, what I claim, and desire to secure by Letters Patent, is—

In combination with the draw-bars A and the draw-heads B, provided with parallel recesses C C' at their ends, the pivoted, weighted, and hooked links E, adapted to engage the inclined catches G, substantially as and for the purposes specified.

In testimony whereof I affix my signature, in presence of two witnesses, this 2d day of April, 1881.

J. W. BATES.

Witnesses:

GEORGE N. CULVER,
JNO. G. WOOLLEY.