

(No Model.)

F. MEDART.

Vaulting Horse or Buck for Gymnasiums.

No. 243,456.

Patented June 28, 1881.

FIG. 1.

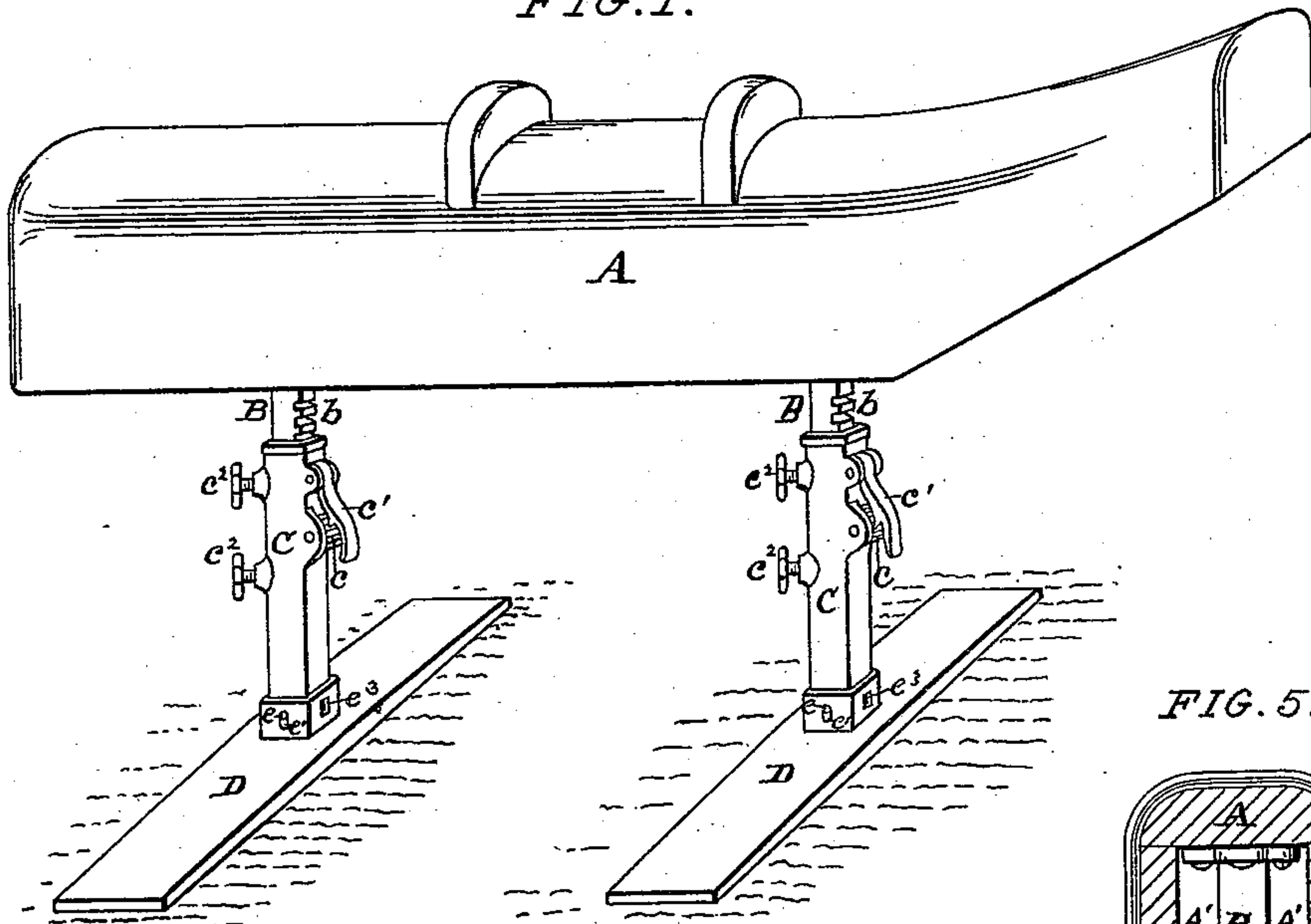


FIG. 2.

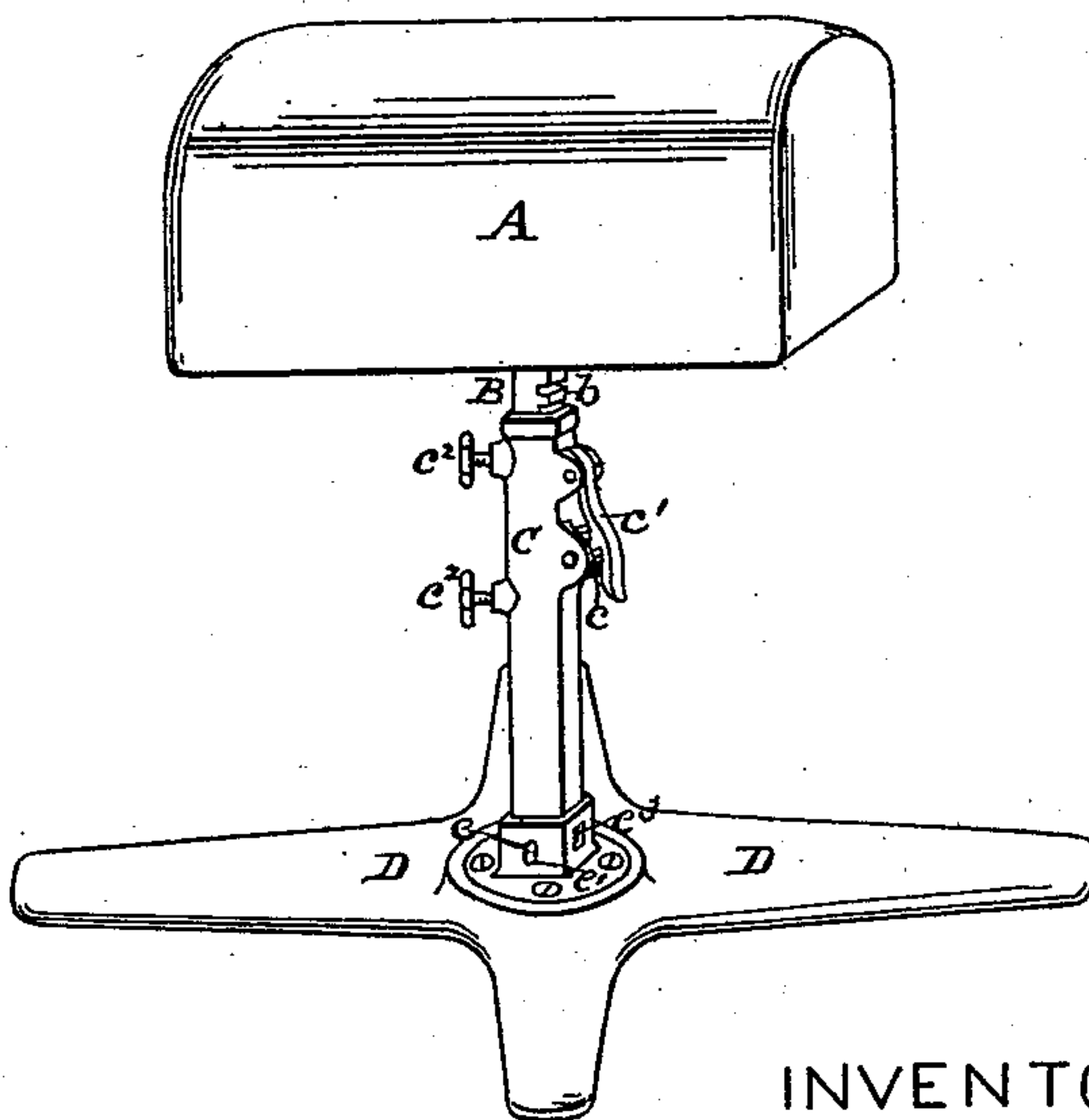


FIG. 3.

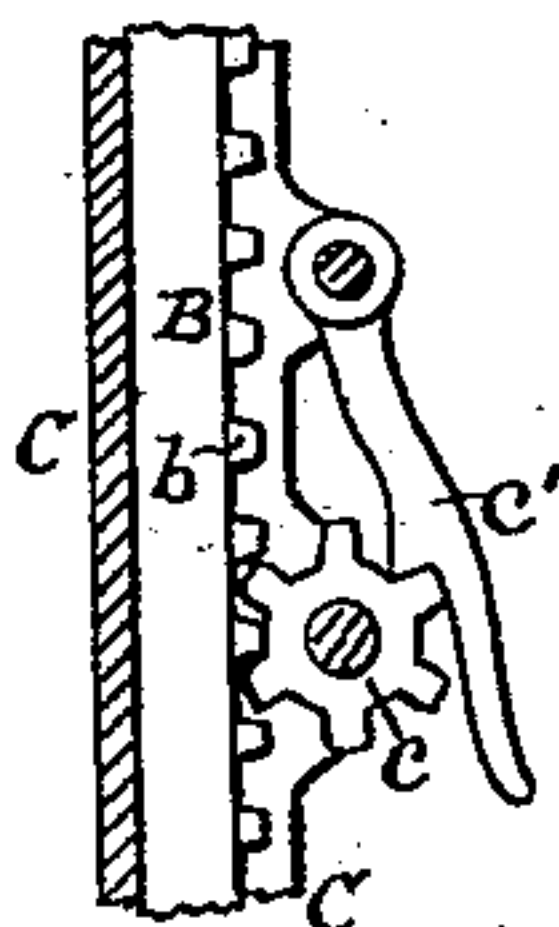


FIG. 5.

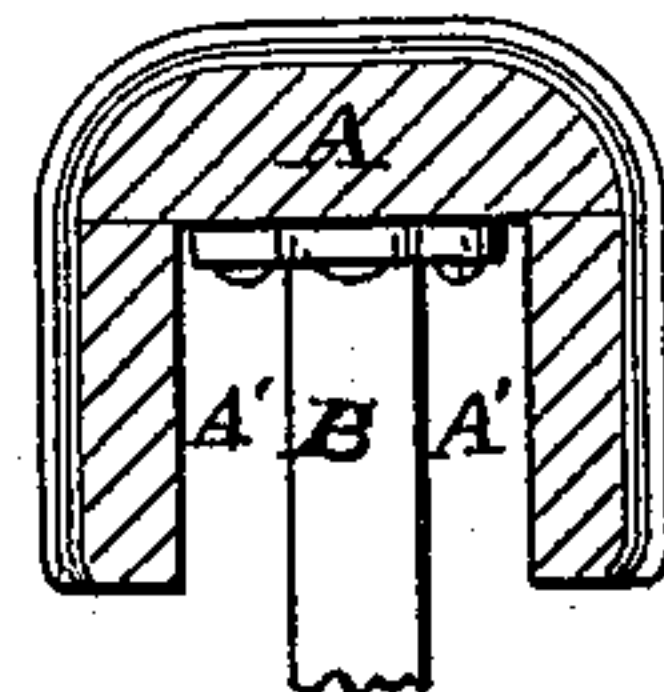
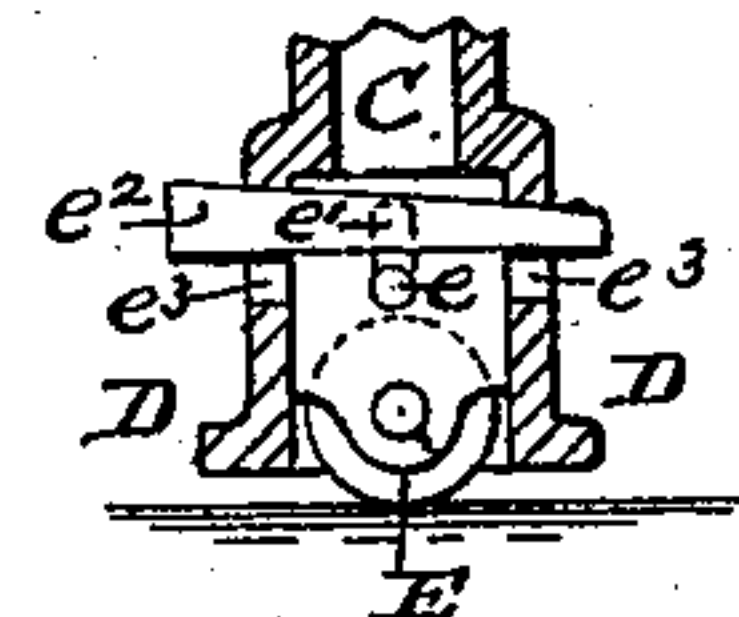


FIG. 4.



ATTEST:

*N. R. Burns*

*Sidney H. Horn*

INVENTOR:

*Frederick Medart*

per

*Robt. Burns*  
attorney

# UNITED STATES PATENT OFFICE.

FREDERICK MEDART, OF ST. LOUIS, MISSOURI.

## VAULTING HORSE OR BUCK FOR GYMNASIUMS.

SPECIFICATION forming part of Letters Patent No. 243,456, dated June 28, 1881.

Application filed April 25, 1881. (No model.)

*To all whom it may concern:*

Be it known that I, FREDERICK MEDART, a citizen of the United States, residing in the city of St. Louis and State of Missouri, have  
5 invented certain new and useful Improvements in Vaulting Horses or Bucks for Gymnasiums, of which the following is a specification.

This invention relates to certain improvements in the ordinary vaulting horse or buck  
10 used in gymnasiums, and has for its objects, first, to provide a firm and rigid support or base for the device; second, to provide a simple and effective means to accomplish the proper vertical adjustment of the body as re-  
15 quired; and, third, to afford facilities for the easy transporting of the apparatus from place to place in the gymnasium. I attain these objects by the mechanism illustrated in the accompanying drawings, in which—

20 Figure 1 is a perspective view, illustrating my improvements as applied to a vaulting-horse. Fig. 2 is a perspective view, illustrating my improvements as applied to a modified form of horse commonly called a "vaulting-  
25 buck." Figs. 3, 4, and 5 are detail sections.

Referring to the drawings, A represents the body of the horse or buck, which is chambered out so as to form a hollow interior, A', in which the central supporting leg or legs are secured,  
30 as shown. This construction permits of the body being let down nearer the floor than where the legs are secured directly to the under side of the body. The central supporting legs consist of two portions, the upper portion being secured to the body A and arranged  
35 to slide within the lower portion, C, which is made hollow for this purpose. Said lower portion, C, is carried by a supporting-base, D, to which it is secured, either by being cast together as one integral piece or made separate  
40 and firmly bolted together.

In order to make the parts vertically adjustable I make use of the following construction:

45 b is a rack formed on the upper portion, B, of the supporting-foot that gears with a pinion, c, journaled in the lower portion, C, and

which is engaged by and prevented from turning, when desired, by a pawl or dog, c', as clearly indicated in Fig. 3.

c<sup>2</sup> are clamping-screws for firmly securing  
50 the parts together after an adjustment has been effected.

In order to render the apparatus portable I have arranged a caster-roller, E, with its supporting-frame held loosely within a recess in the  
55 base or foot D and held from dropping out of the same by a pin, e, and elongated slot e', as indicated in Fig. 4. When the apparatus is in use the roller E will move up in the recess so as to allow the base D to rest firmly upon  
60 the floor; and when it is desired to move the apparatus from one point to another a taper key or wedge, e<sup>2</sup>, will be introduced through the slots e<sup>3</sup>, so as to force the said roller down, as indicated in Fig. 4, when the apparatus can  
65 be readily pushed about from place to place.

Having thus fully described my invention, what I claim, and desire to secure by Letters Patent, is—

1. A vaulting horse or buck provided with  
70 central supporting leg or legs and base or foot D, as described, and for the purpose set forth.

2. In a vaulting horse or buck, the combination of extension leg B C, rack b, pinion c, and dog c', as described, and for the purpose  
75 set forth.

3. In a vaulting horse or buck, the combination of extension-leg B C, rack b, pinion c, dog c', and clamping-screws c<sup>2</sup>, as described, and for the purpose set forth.  
80

4. In a vaulting horse or buck, the combination of the recessed foot D and caster-roller E, constructed and arranged as herein described, and for the purpose set forth.

5. A vaulting horse or buck having its body  
85 chambered out to form a hollow interior, A', as described, and for the purpose set forth.

Signed at St. Louis, State of Missouri.

FREDERICK MEDART.

In presence of—

ROBT. BURNS,  
P. R. STANGE.