

(No Model.)

E. PAINTER.
Suspender End.

No. 243,394.

Patented June 28, 1881.

Fig. 1.




Fig. 2.

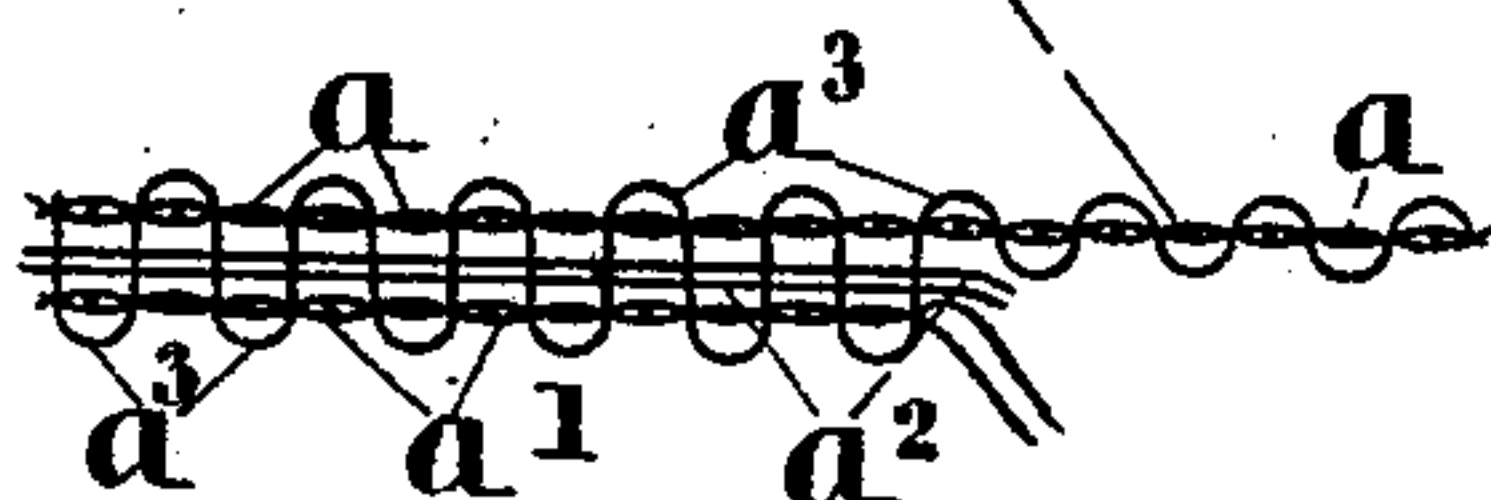
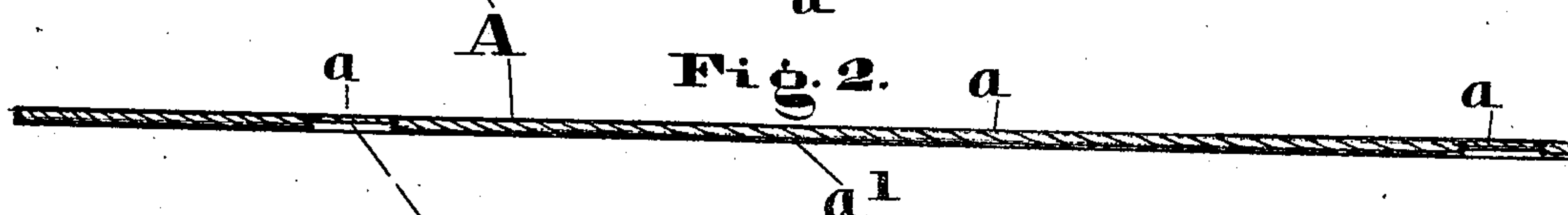


Fig. 3.

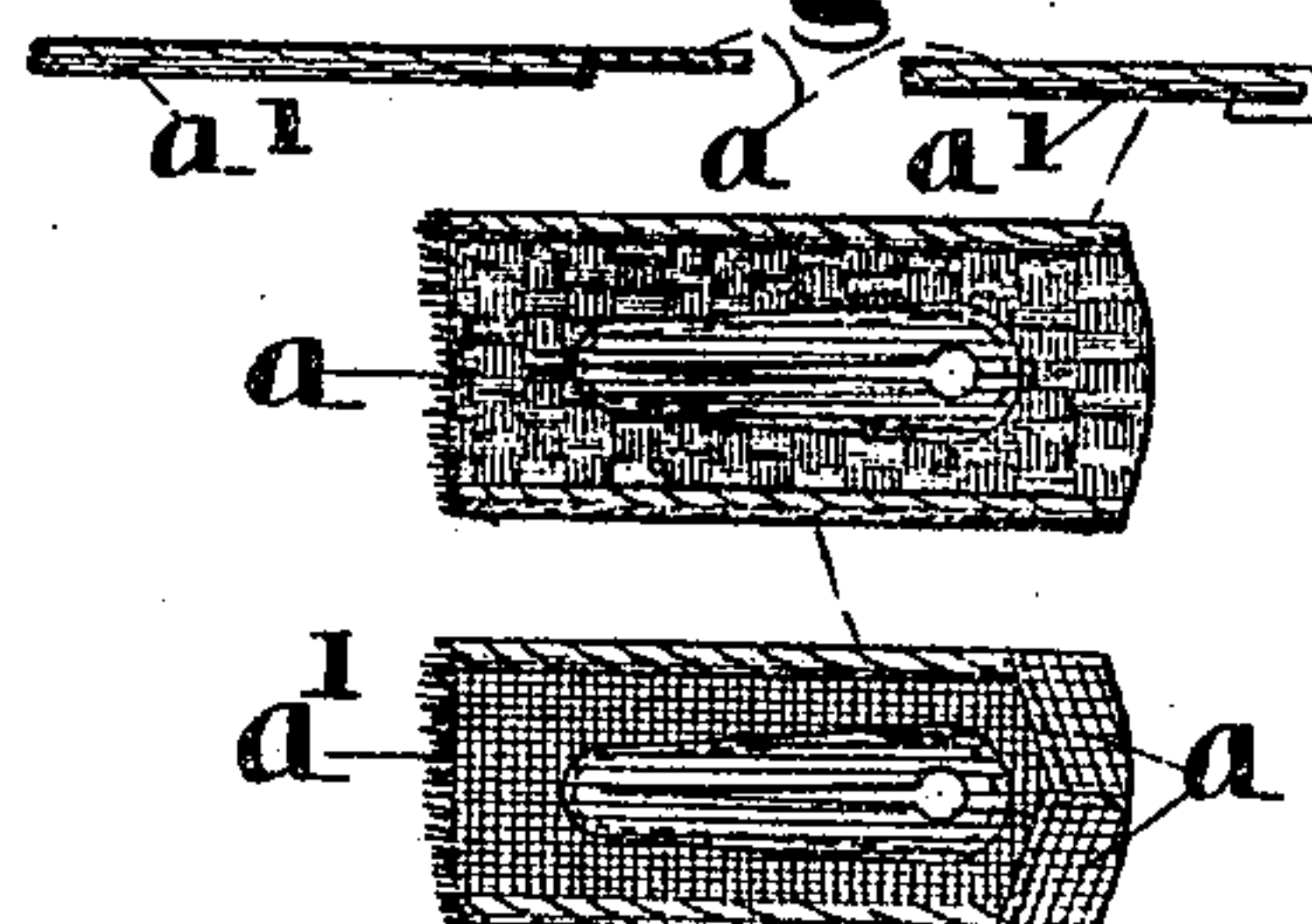
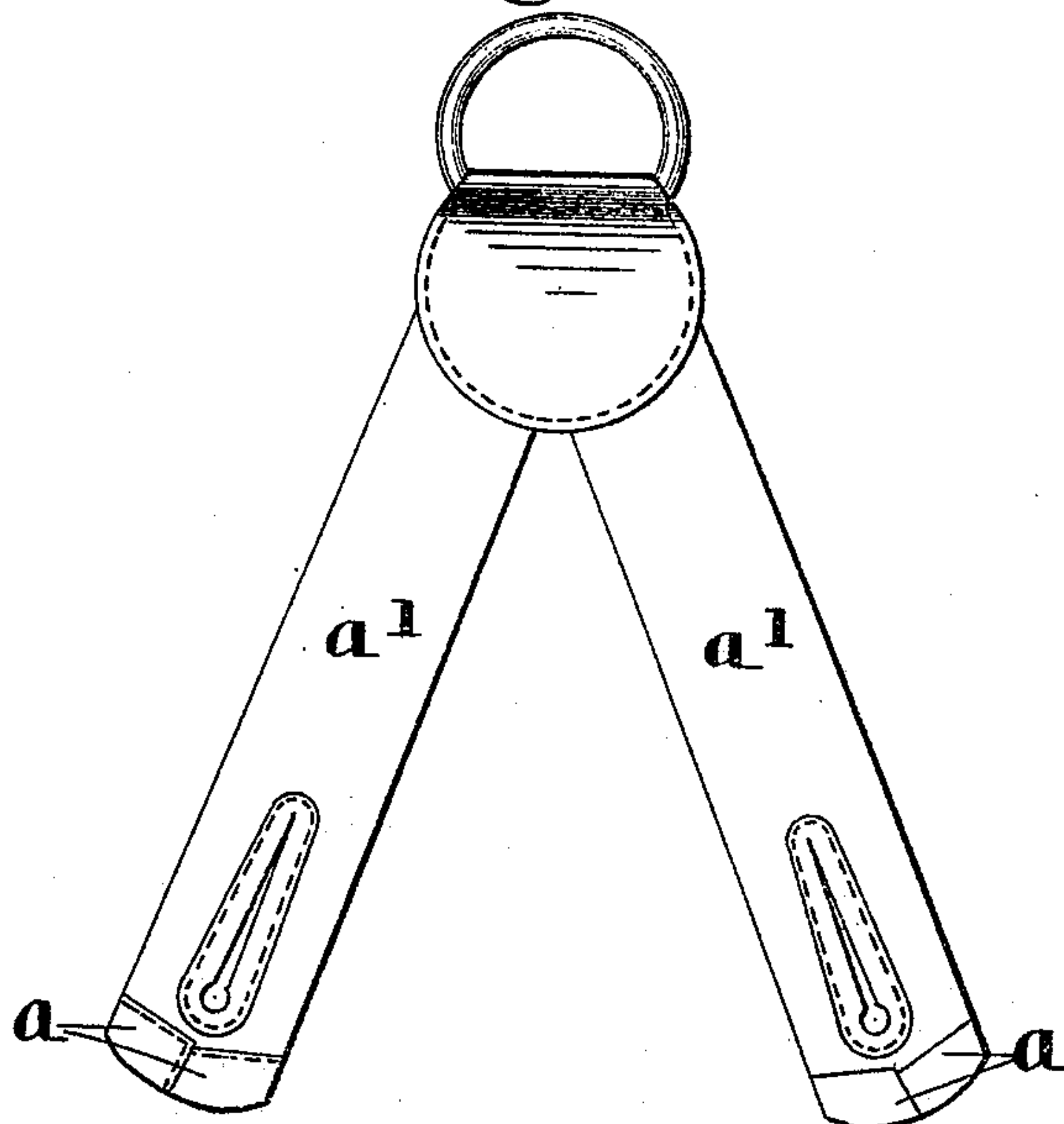


Fig. 4.



WITNESSES:

V. L. West
Lucius M. Carthbert.

INVENTOR:

EDWARD PAINTER,

BY H. W. Beadle & Co.

ATTYS.

UNITED STATES PATENT OFFICE.

EDWARD PAINTER, OF EASTHAMPTON, MASSACHUSETTS.

SUSPENDER-END.

SPECIFICATION forming part of Letters Patent No. 243,394, dated June 28, 1881.

Application filed March 11, 1881. (No model.)

To all whom it may concern:

Be it known that I, EDWARD PAINTER, of Easthampton, county of Hampshire, and State of Massachusetts, have invented a new and useful Improved Suspender-End; and I do hereby declare the following to be a full, clear, and exact description of the same, reference being had to the accompanying drawings, and to the letters of reference marked thereon.

This invention is an improved suspender-end, the novel characteristic of which is the forming of the binding or finishing portion of the end from the same material as the main portion, this binding portion being woven less in thickness than the main portion, as will be fully described hereinafter.

In the drawings, Figure 1 represents a face view of a woven strip; Fig. 2, an edge view of the same; Fig. 3, views of the suspender-end enlarged; and Fig. 4, a view of the back side of the strap, with one of the ends finished by stitching down the folded portion and the other by cementing the same.

To enable others skilled in the art to make my improved end, I will proceed to describe first the strip from which it is made and then the finished end.

A, Figs. 1 and 2, represents a strip of fabric consisting of a face cloth, a , and a back cloth, a' , with intermediate cord or gut threads, a^2 , the two being united by a binder-thread, a^3 , as shown. This strip is woven in a suitable manner for suspender-ends—that is, it is made in what may be termed “sections,” each of which

is provided with a button-hole, and these sections, after the strip is finished, are cut apart to form suspender-ends. This is done by so shedding the various parts of the warp-yarns that between these sections is woven a short length of fabric, less in thickness than that which forms the main portion of the strip, this short length being formed by weaving the face cloth without weaving the back cloth, the warp-threads of the latter, however, being continuous. When the strip is thus woven and properly cut into sections each piece will have on the end next the button-hole a short length of thin fabric, which may be folded on the rear side back over the edge to form a proper finish—that is, to furnish a hem or binding for the edge—the folded portion being either stitched or cemented for the purpose of confining it properly in place.

Having thus fully described my invention, what I claim as new, and desire to secure by Letters Patent, is—

As an improved article of manufacture, a suspender-end having a finished edge formed of a diminished portion of the material of the main portion folded upon the main portion, as described.

This specification signed and witnessed this 8th day of February, 1881.

EDWARD PAINTER. [L. S.]

Witnesses:

GRANVILLE H. LEONARD,
HUGO OBEREMPT.