

(Model.)

C. D. CLARKE.
Clasp for Garters, Belts, &c.

No. 243,061.

Patented June 21, 1881.

Fig. 3.

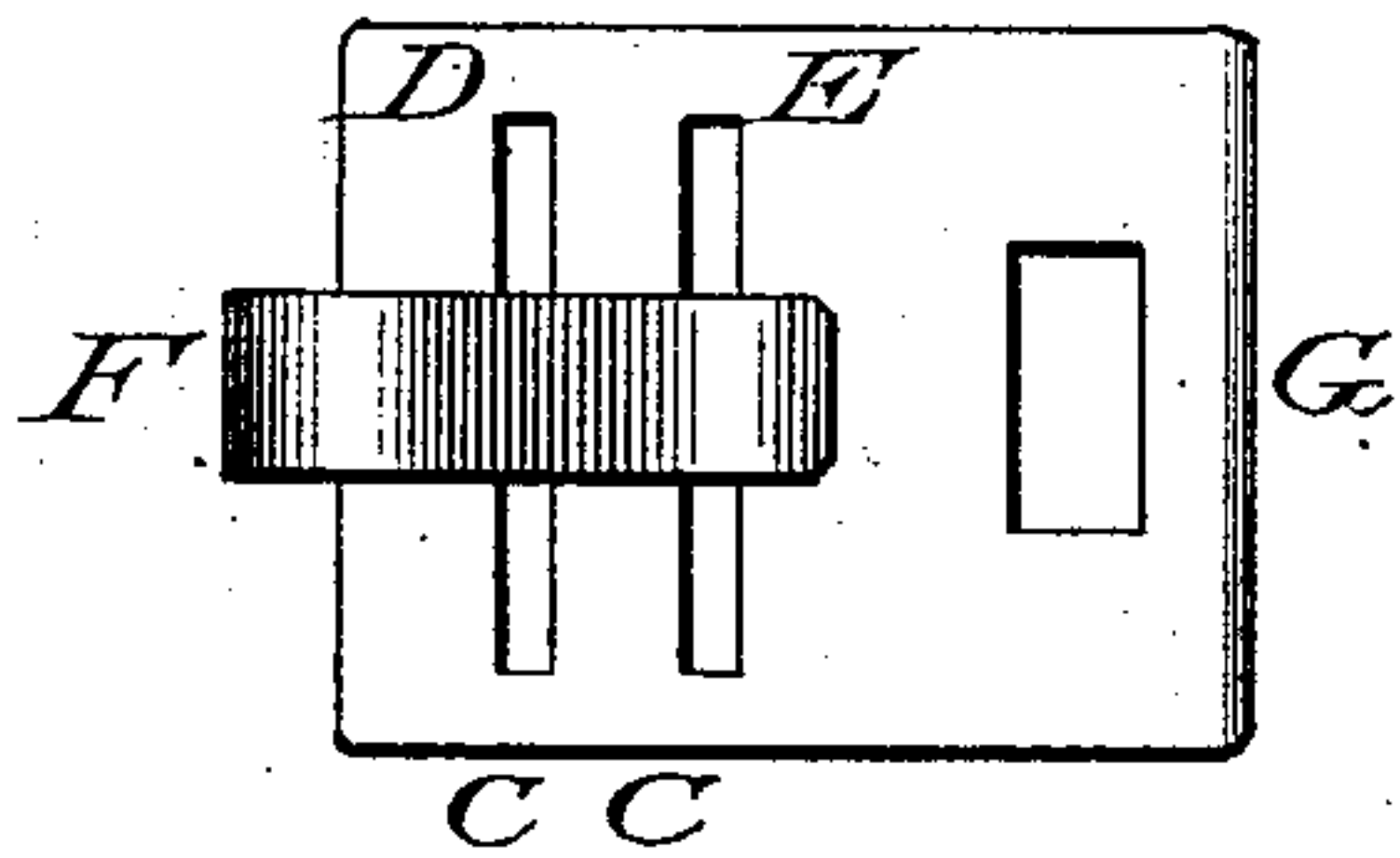


Fig. 2.

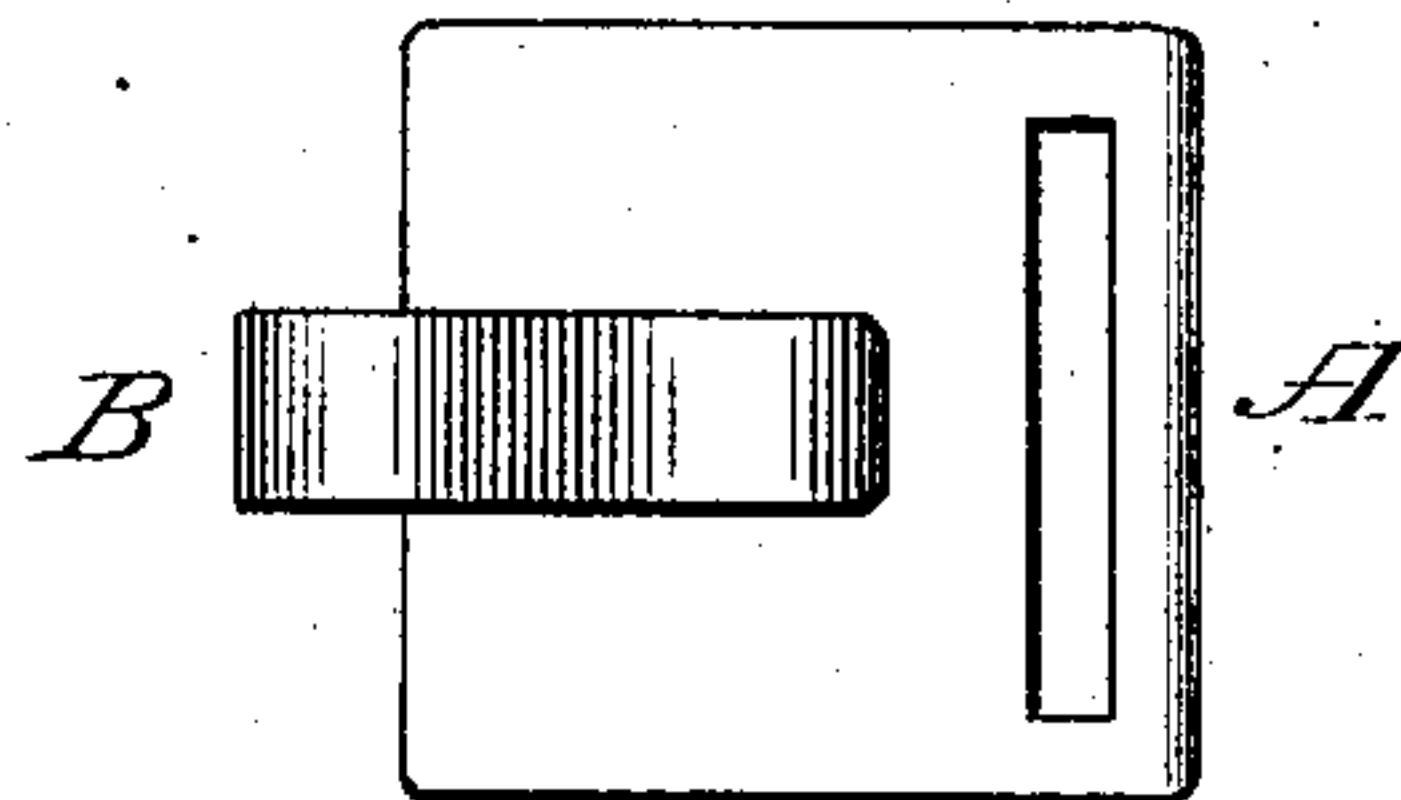


Fig. 4.

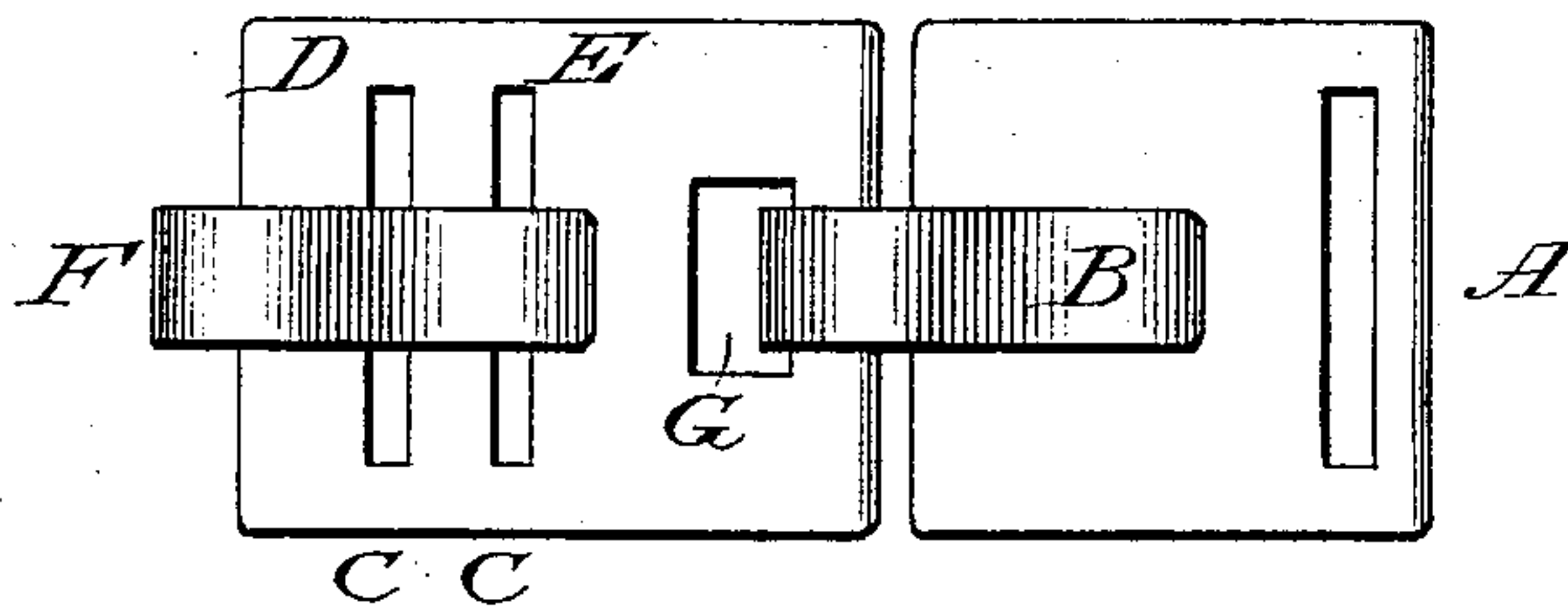
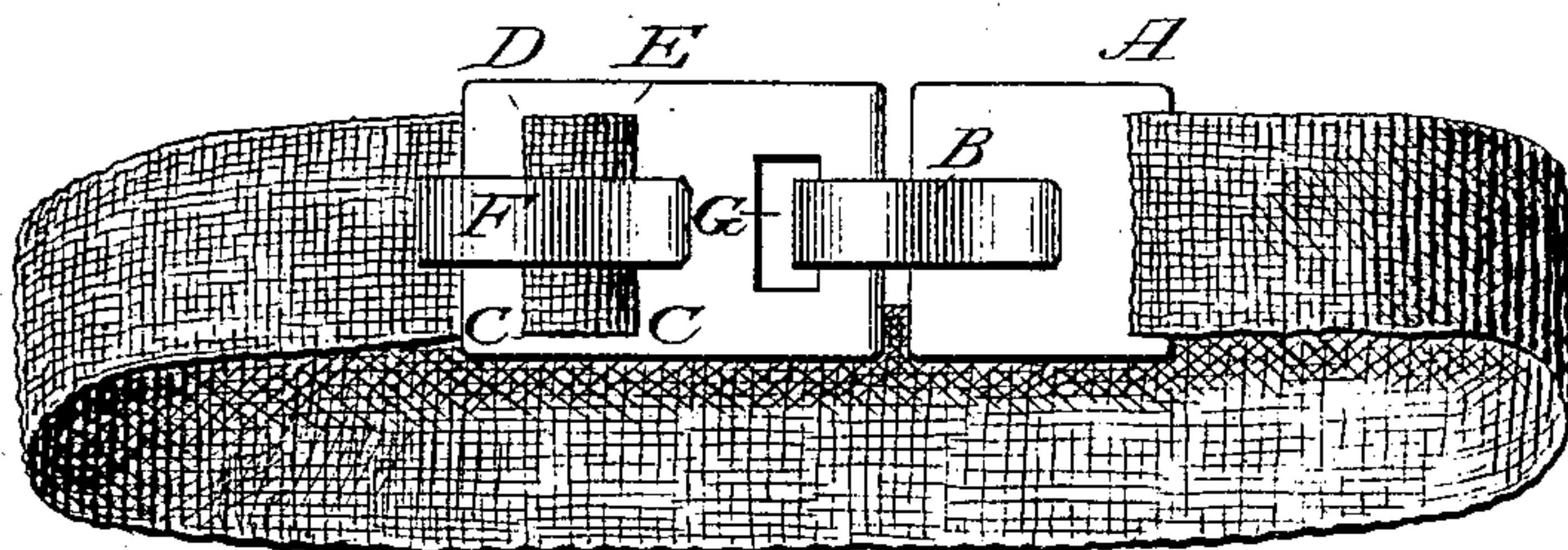


Fig. 1.



Witnesses:

John M. Sharp
C. C. Martin

Inventor:

Charles D. Clarke

UNITED STATES PATENT OFFICE.

CHARLES D. CLARKE, OF PHILADELPHIA, PENNSYLVANIA.

CLASP FOR GARTERS, BELTS, &c.

SPECIFICATION forming part of Letters Patent No. 243,061, dated June 21, 1881.

Application filed March 21, 1881. (Model.)

To all whom it may concern:

Be it known that I, CHARLES D. CLARKE, of the city of Philadelphia, State of Pennsylvania, have invented a new and useful improvement in a clasp-spring adjustment for the holding in place and adjustment for use of webbing or other material for garters, belts, suspenders, &c.; and I do hereby declare that the following is a clear and exact description of the same, reference being had to the annexed drawings, making part of this specification, and to which reference will be made by letter.

Of said drawings, Figure 1 represents my improved clasp attached to the webbing, as seen, for use. Fig. 2 represents the smaller end of the clasp. Fig. 3 represents the larger end of the clasp with clamp-adjustment attached. Fig. 4 represents the clasp with the two parts united.

I will now proceed to describe my clasp, the smaller part of which is of suitable length and width, and has a vertical slot, A, at one end, through which an end of the webbing or other material is passed and securely fastened by sewing. The opposite end is a hook, B, which is designed to catch into a slot in the other portion of the clasp, thus joining together the

two parts. The larger part of the clasp is also of suitable length and width, has two vertical parallel slots, D E, through which the other end of the webbing or other material is passed, first up through D, then down through E, running under the spring-clamp F, which holds the webbing or other material in position against the strain put on it when adjusting it for use or while in use. The slot G is used to receive the hook B, which is attached to the other or smaller portion of the clasp.

Having thus described my invention, what I claim as new, and desire to secure by Letters Patent, is—

An improved clasp for garters, belts, &c., consisting of a smaller portion provided with an end vertical slot, A, and a hook, B, and a larger portion having a slot, G, adapted to receive the hook, and two vertical parallel slots, D E, to receive and hold the webbing or other material, and provided with a spring-clamp, F, all arranged substantially as shown, for the purpose set forth.

CHARLES D. CLARKE.

Witnesses:

H. LA BARRE JAYNE,
GEO. R. LAWRENCE.