

(No Model.)

J. W. PAULY.
Book Case.

No. 242,970.

Patented June 14, 1881.

Fig. 1.

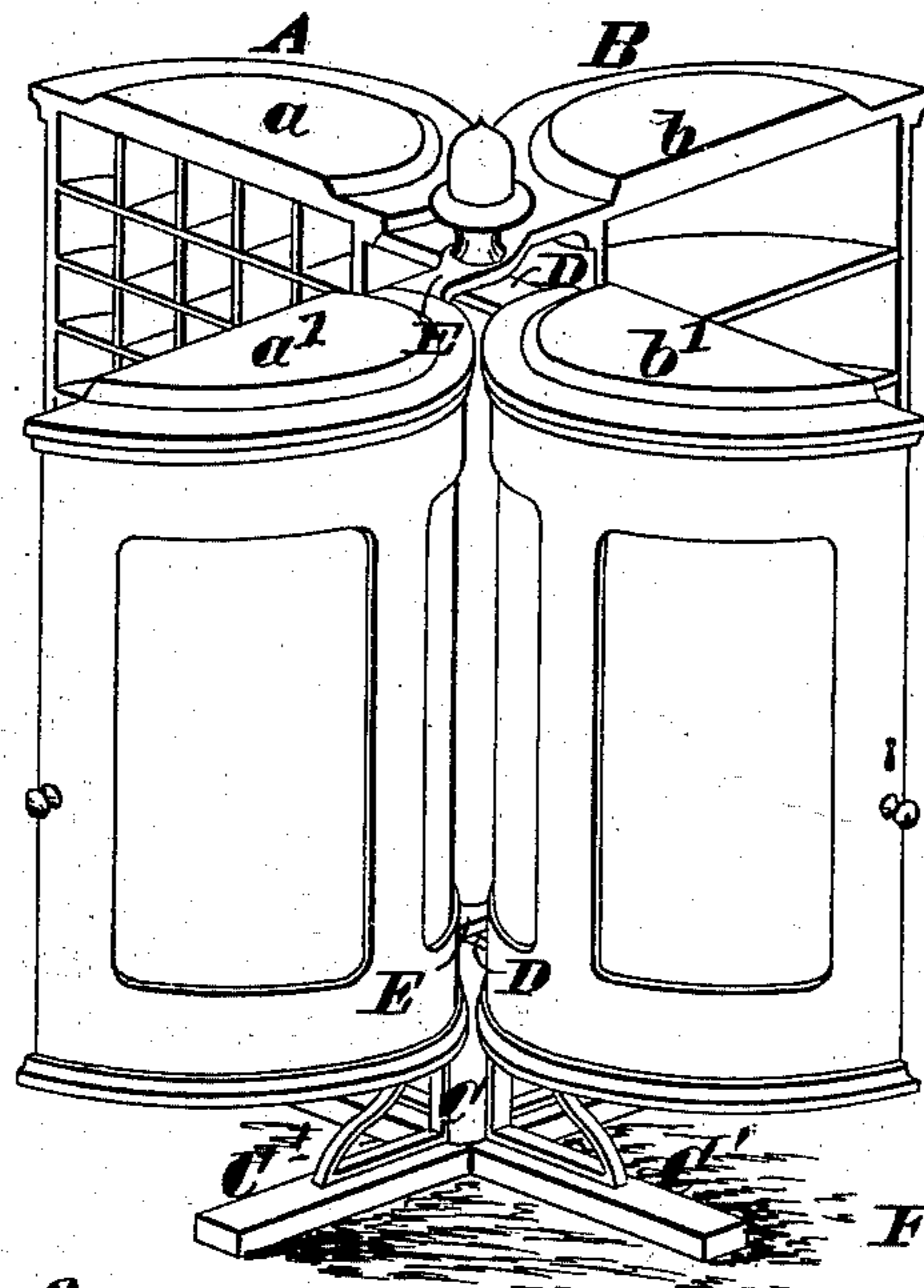


Fig. 2.

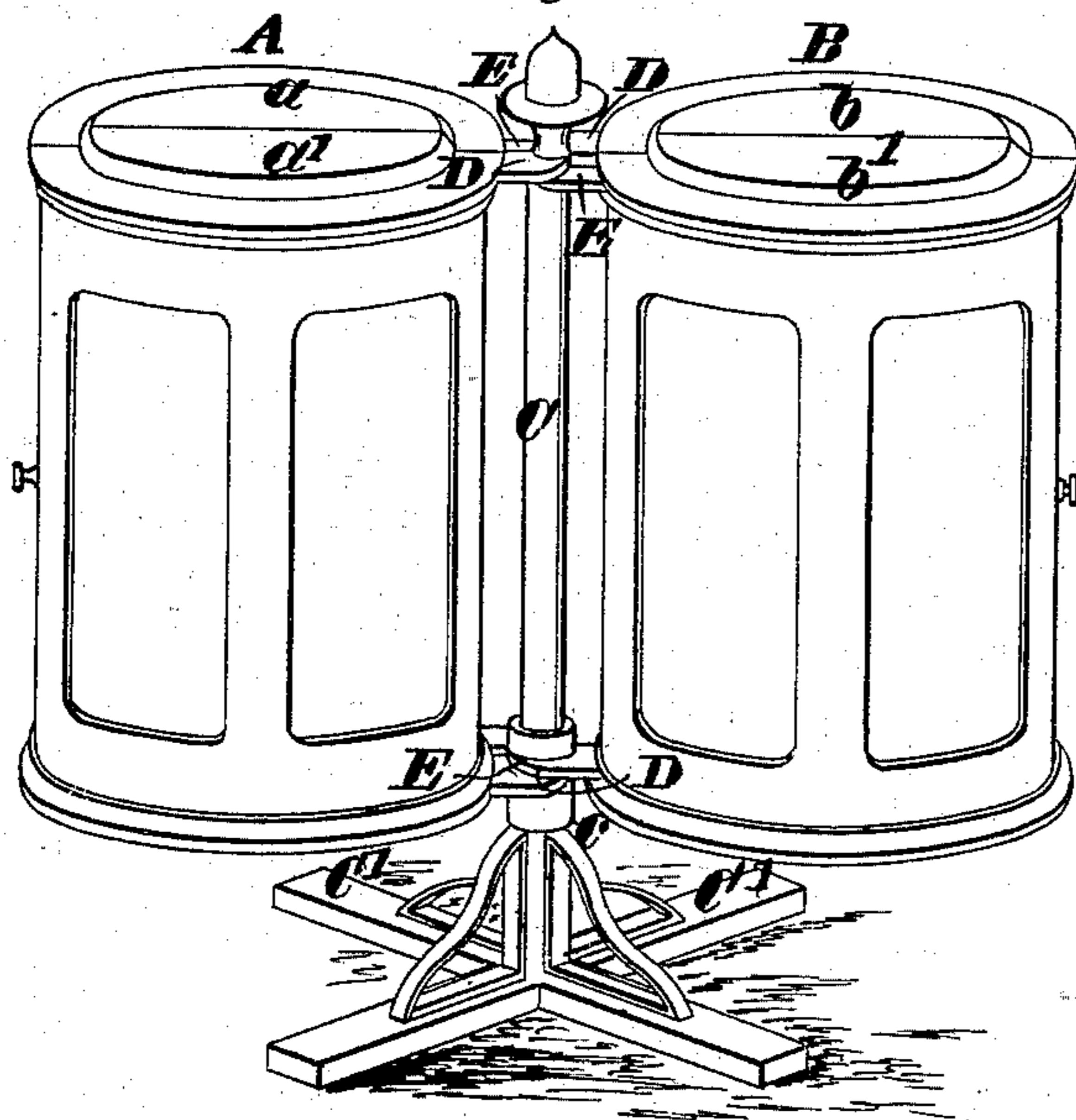
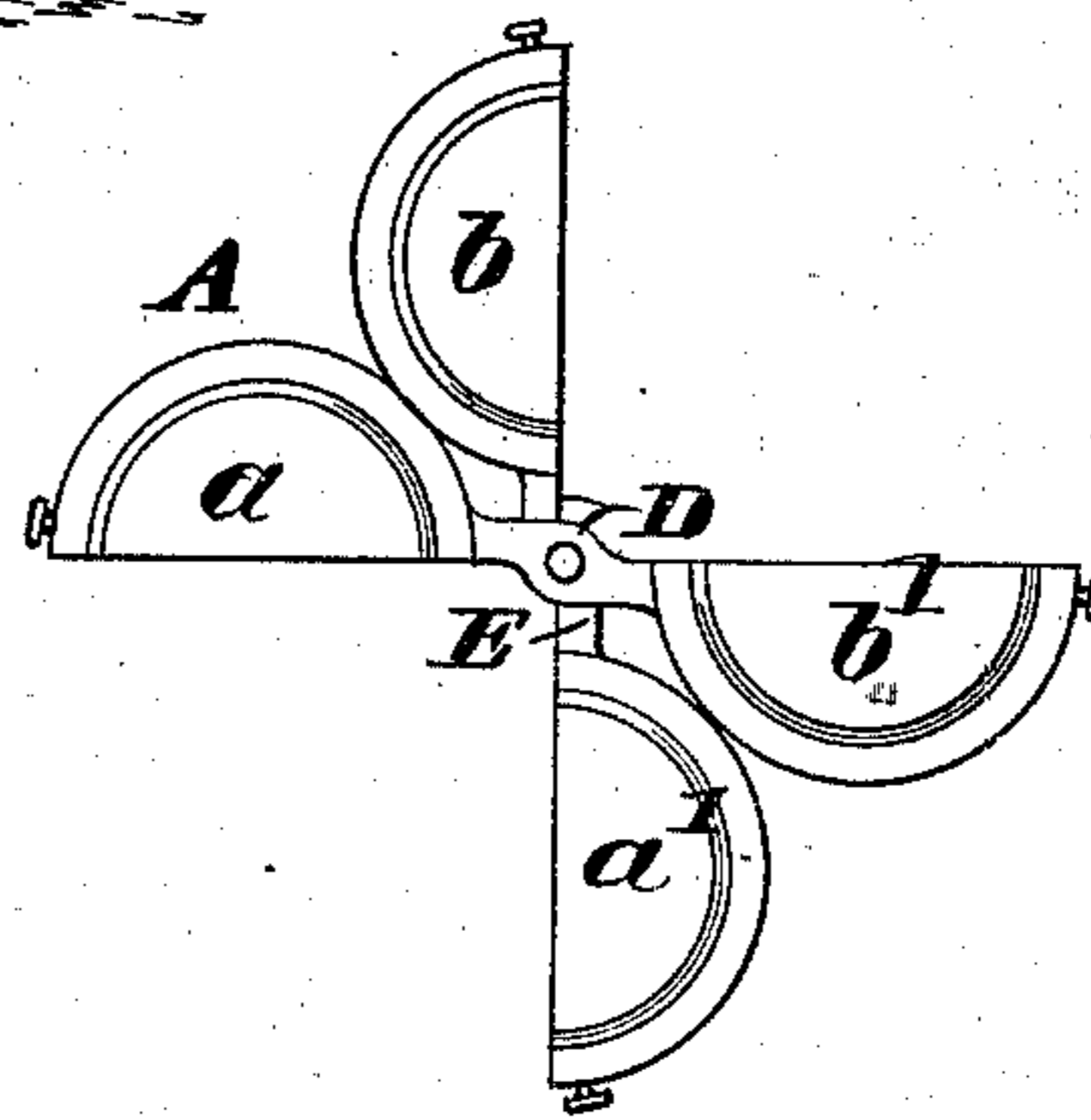


Fig. 3.



Attest:
Charles Pickles
Adam Dick

Inventor:
John W. Pauly.
by C. D. Moody
atty.

UNITED STATES PATENT OFFICE.

JOHN W. PAULY, OF ST. LOUIS, MISSOURI.

BOOK-CASE.

SPECIFICATION forming part of Letters Patent No. 242,970, dated June 14, 1881.

Application filed March 29, 1881. (No model.)

To all whom it may concern:

Be it known that I, JOHN W. PAULY, of St. Louis, Missouri, have made a new and useful Improvement in Book-Cases, of which the following is a full, clear, and exact description, reference being had to the annexed drawings, making part of this specification, in which—

Figure 1 is a view, in perspective, of the improved case, and as opened; Fig. 2, a view, in perspective, showing the case closed, and Fig. 3 a plan of the case opened.

The same letters denote the same parts.

The present invention consists mainly of two similar cases supported upon opposite sides of a central post or spindle, and turning or swinging horizontally thereupon. Each of the cases is subdivided, forming four sub-cases; and an additional feature of the improvement is connecting the four parts so that when one case is opened or closed the other case opens or closes—that is, one part of one case is united to the opposite part of the other case. The effect is to preserve the equilibrium of the construction, whether the cases are opened or

closed. The cases are preferably cylindrical, as shown in the drawings, where A B represent the cases in question, and C the central post.

The case A is subdivided into the parts *a a'*, and the case B into the parts *b b'*. The parts *a* and *b'* are united by the arms D D, and the parts *a'* and *b* by the arms E E, and the arms D and E are perforated to receive the spindle, or are otherwise attached to the spindle so as to turn horizontally thereupon.

The spindle C is furnished with a suitable shoulder, *c*, to uphold the cases at the desirable level above the floor. The post or spindle C may be of any desirable shape or finish consistent with its use.

I claim—

The combination of the parts *a a' b b'*, arms D D and E E, and post C, substantially as described.

JOHN WILLIAM PAULY.

Witnesses:

CHAS. D. MOODY,
ADAM DICK.