

(No Model.)

J. WODISKA & S. LINDENBORN.
Finger Ring.

No. 241,521.

Patented May 17, 1881.

Fig: 1

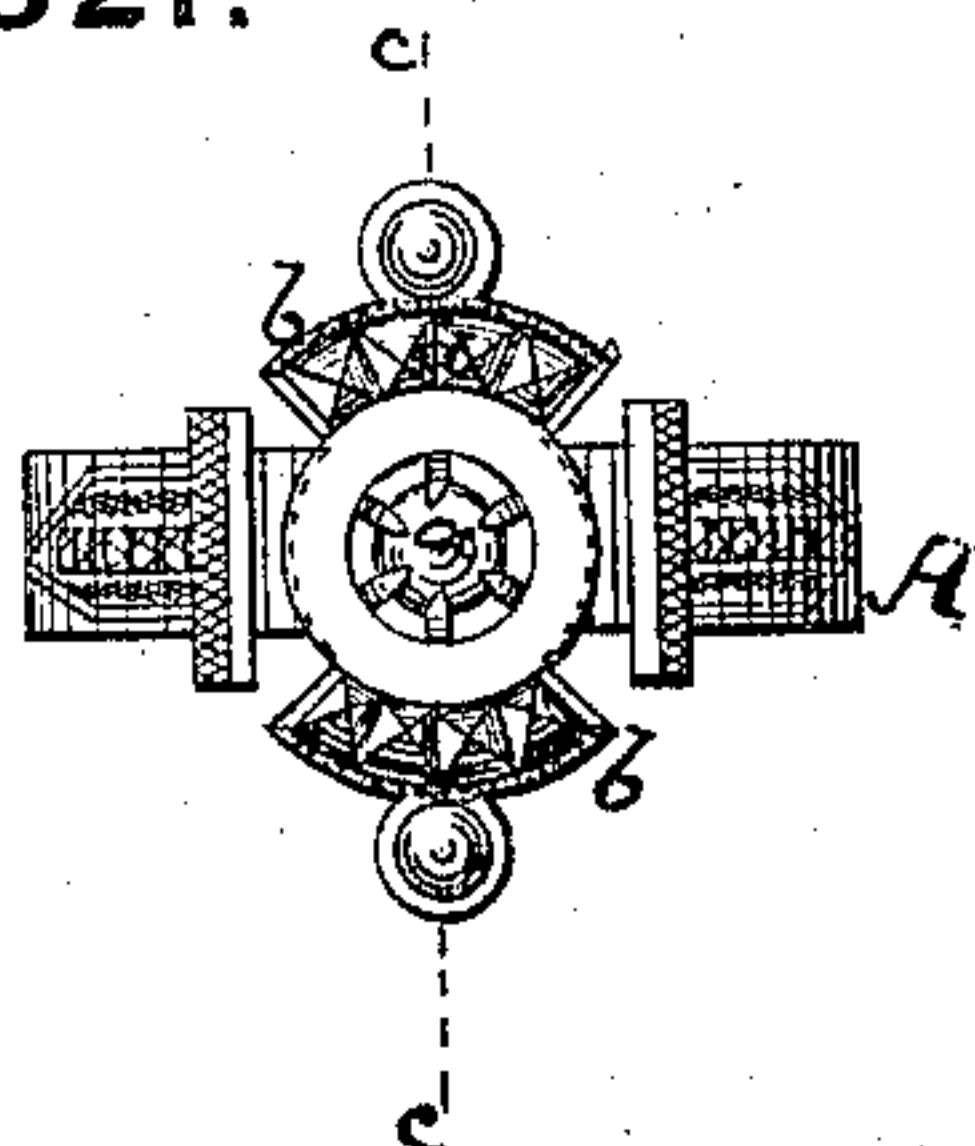


Fig: 2




Fig: 3

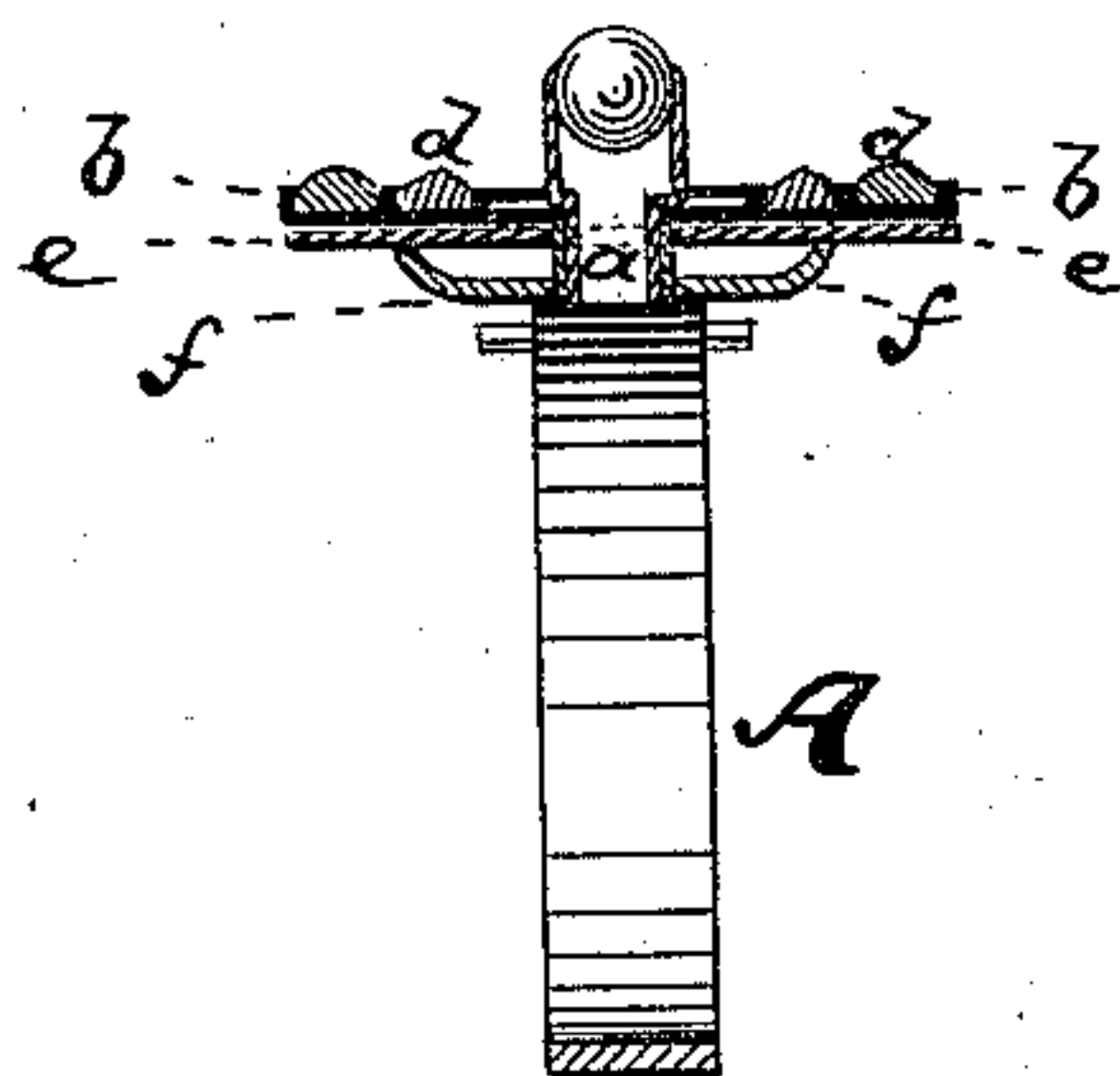


Fig: 4

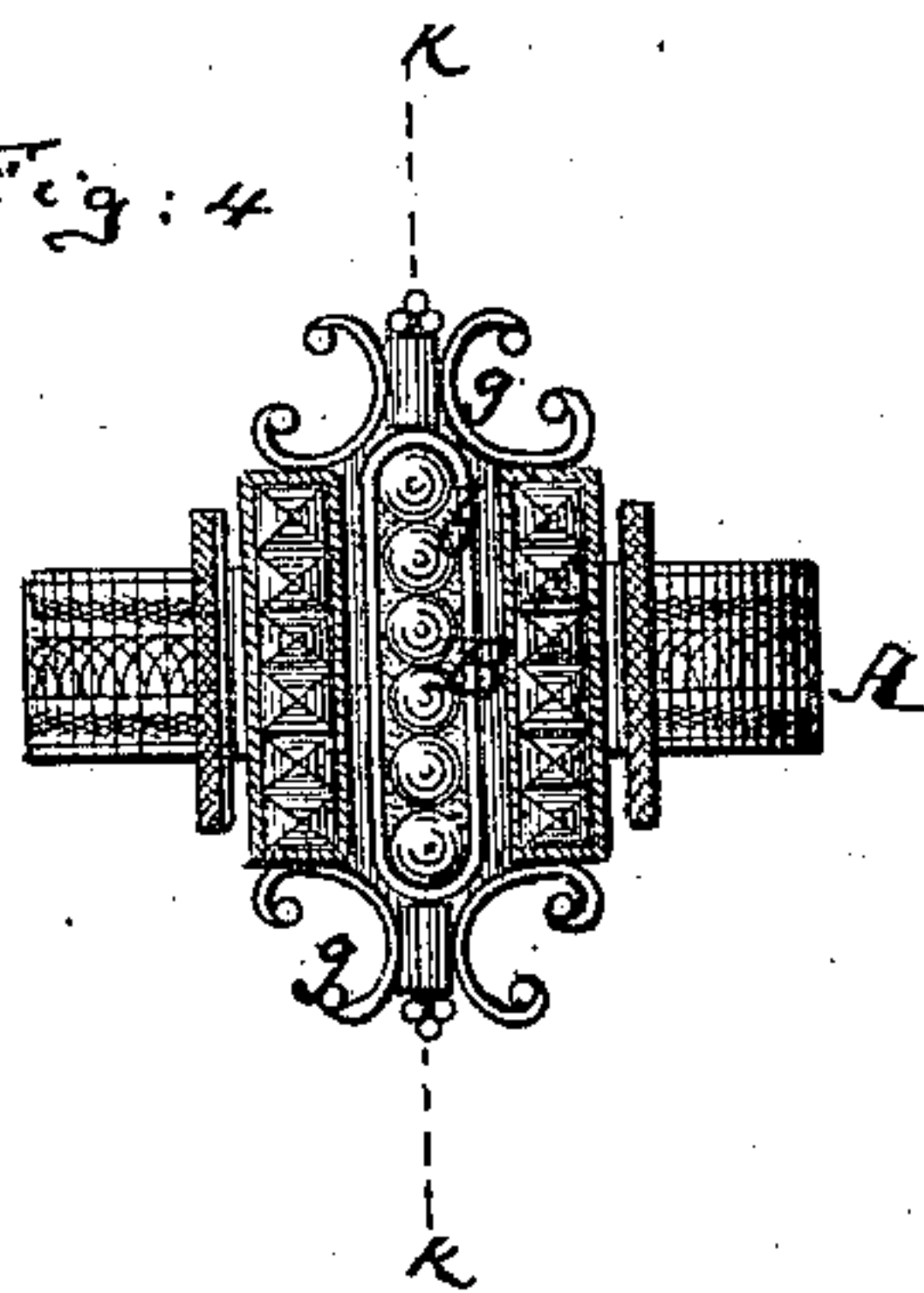


Fig: 5


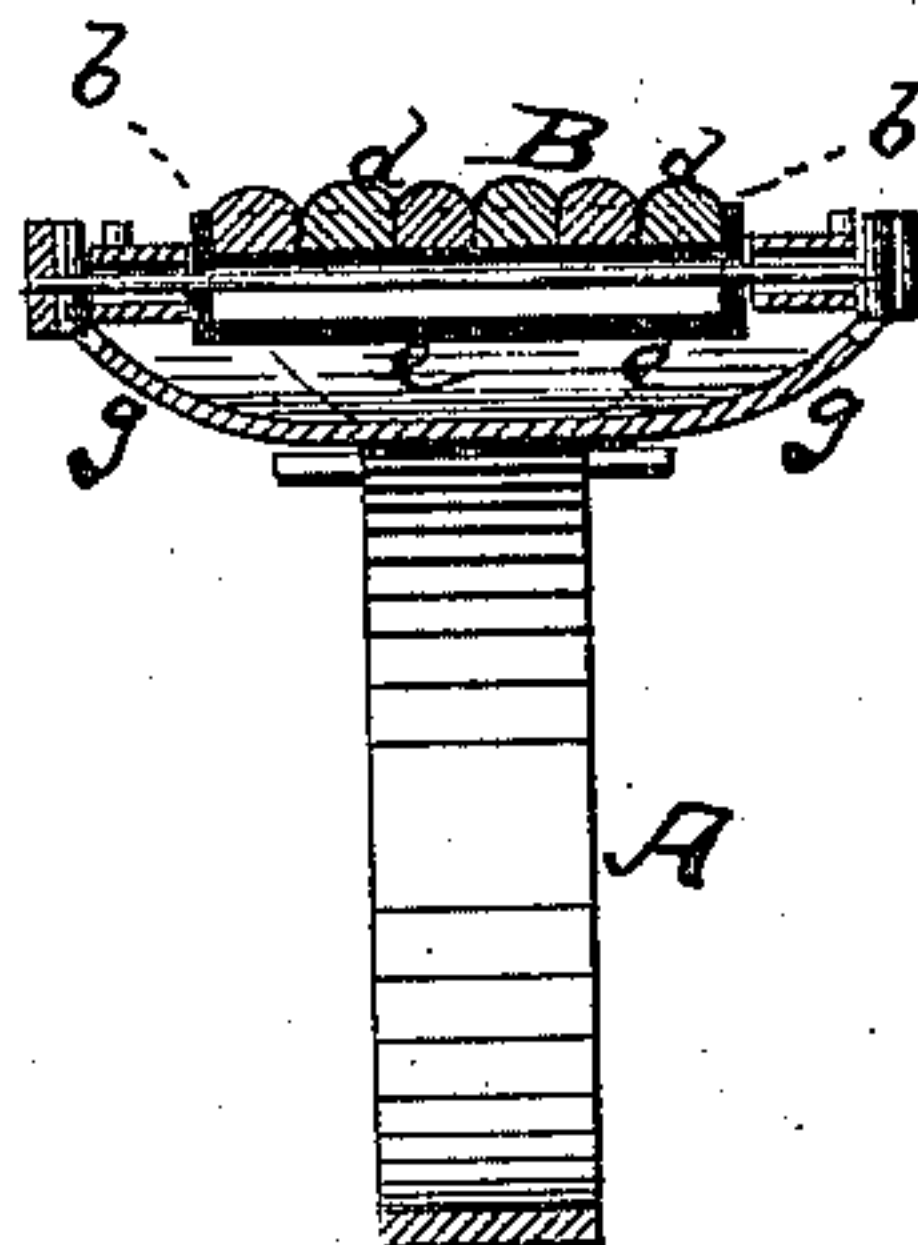


Fig: 6



Witnesses:

William H. C. Smith.

John C. Tunbridge.

Inventors:

J. Wodiska
S. Lindenborn

by their attorney
A. B. Briesen

UNITED STATES PATENT OFFICE.

JULIUS WODISKA AND SOLOMON LINDENBORN, OF NEW YORK, N. Y.

FINGER-RING.

SPECIFICATION forming part of Letters Patent No. 241,521, dated May 17, 1881.

Application filed February 5, 1881. (No model.)

To all whom it may concern:

Be it known that we, JULIUS WODISKA and SOLOMON LINDENBORN, of the city of New York, county of New York, and State of New York, have invented an Improvement in Finger-Rings, of which the following is a specification.

Figure 1 is a face view of our improved finger-ring, the lettering being concealed. Fig. 2 is a face view of the same, showing the lettering exposed to view. Fig. 3 is a central section thereof on the line *c c*, Fig. 1. Fig. 4 is a face view of a modification thereof, the lettering being concealed; Fig. 5, a face view of said modification when the lettering is exposed to view; and Fig. 6 is a central section of said modification on the line *k k*, Fig. 4.

This invention relates to a swivel attachment to finger-rings, by means of which lettering can be disclosed to view on the outer side of said ring, or concealed beneath the gems or outer finish of said ring, as may be desired. By this invention the name of the giver, or that of the owner, or suitable legends, may be inserted on the ring beneath the gems, and at any time exposed to sight without taking the ring off the finger.

The invention consists in combining a ring with an inscription-plate, and with an outer gem-set or otherwise finished face-plate, and with a hinge or swivel, in such manner that the inscription-plate may be covered by said face-plate and uncovered, so that the inscription can be read, all as hereinafter more fully described.

In the accompanying drawings, with special reference to Figs. 1, 2, and 3, the letter A represents a finger-ring of suitable size and construction. This finger-ring carries, on a projecting tubular or solid spindle, *a*, the segmental face-plate *b*, which is set with gems *d* on its outer face, or otherwise decorated. Beneath this face-plate *b* is fitted, around the spindle *a*, an inscription-plate, *e*, which rests upon a suitable shoulder or flange, *f*, that projects from the ring. This inscription-plate bears on its segmental outer part a suitable legend—such as “I love you,” “Remember me,” “Forget me not,” or the like, or the name of the giver or of the owner of the ring.

The plate *e* is swiveled on the spindle *a*, so that it can be turned to bring its inscribed portion between the segmental parts of the plate

b, in which case the legend will be exposed to view, as shown in Fig. 2; or the plate *e* can be turned so as to be entirely concealed beneath the plate *b*, as in Fig. 1, in which case the legend will be likewise concealed.

Suitable stops are or may be formed on the plate *e*, to permit it to be turned, and to arrest it in its terminal positions.

Instead of swiveling the plate *e* and fitting the plate *b* rigidly upon the spindle, the plate *e* may be fixed rigidly upon the spindle and the plate *b* swiveled, the operation in both instances being substantially similar.

The modification which is shown in Figs. 4 and 5 consists in swiveling in arms *g*, that project from the ring A, a prismatic or other formed bar, B, which on one side carries the plate *b*, set with gems, and on the other side the plate *e*, bearing the inscription, so that when the said bar is turned to bring the plate *b* to the top, as in Fig. 4, the inscription will be concealed, and when turned to bring the plate *e* to the top, as in Fig. 5, the inscription will be exposed to view.

Various other modifications of our invention may be devised without departure from the spirit of the same, and we do not limit ourselves to the use of the invention in the specific manner shown in the drawings, nor to the application thereof to a finger-ring, as it is equally applicable to bracelets and other analogous structures, and we therefore desire it to be understood that by the term “finger-ring” we mean to have included such analogous structures.

We claim—

1. A finger-ring provided with a face-plate, *b*, which is set with gems or otherwise decorated, and with a hinged inscription-plate, *e*, and with a hinge or swivel, all arranged so that the inscription-plate can be completely concealed and carried entirely beneath the plate *b* or exposed to view when desired, substantially as specified.

2. The ring A, combined with the hinge-piece or spindle *a*, covering-plate *b*, shoulder *f*, and movable inscription-plate *e*, for operation and use substantially as described.

JULIUS WODISKA.

SOLOMON LINDENBORN.

Witnesses:

WILLIAM H. STACKHOUSE,
WILLY G. E. SCHULTZ.