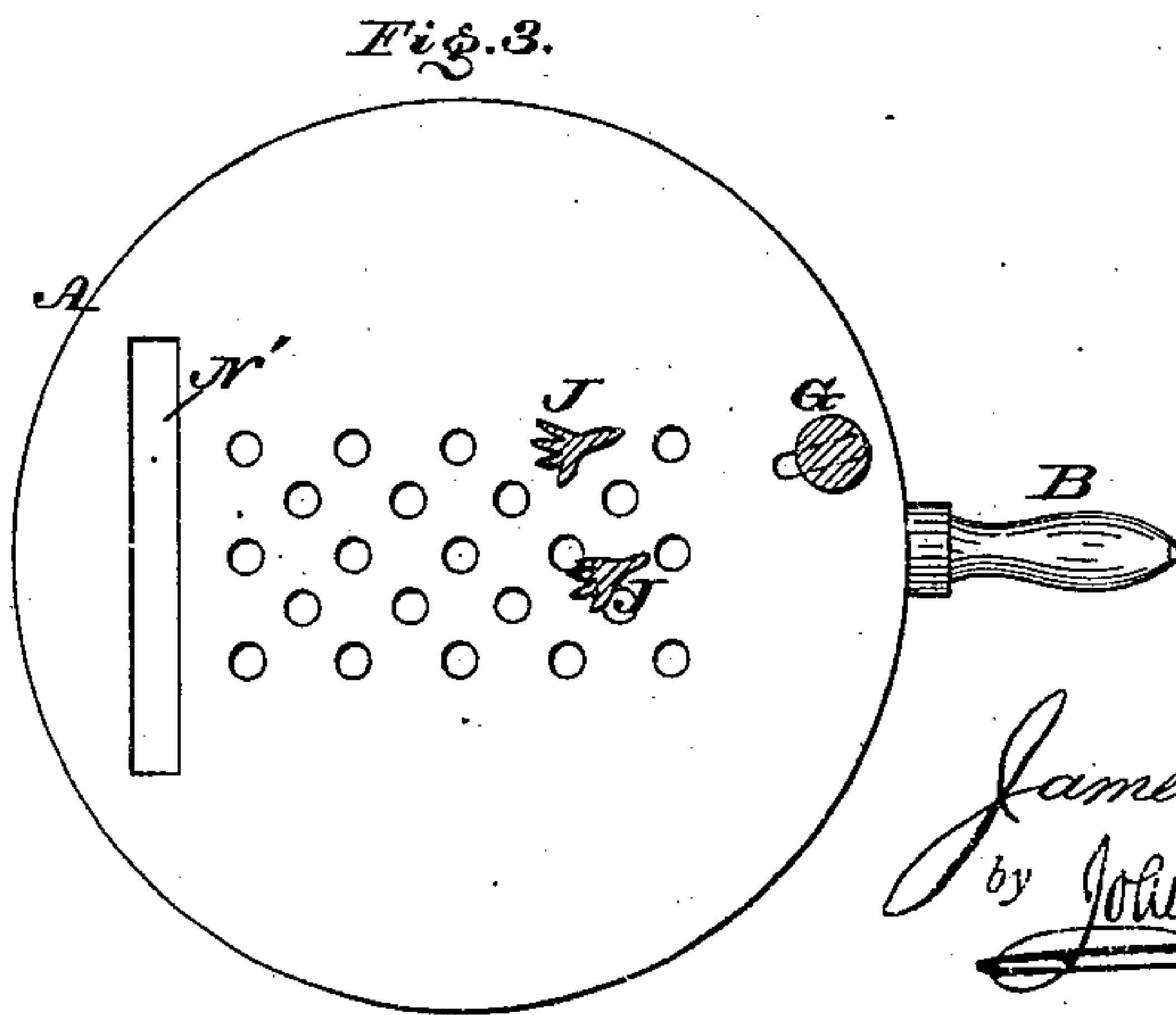
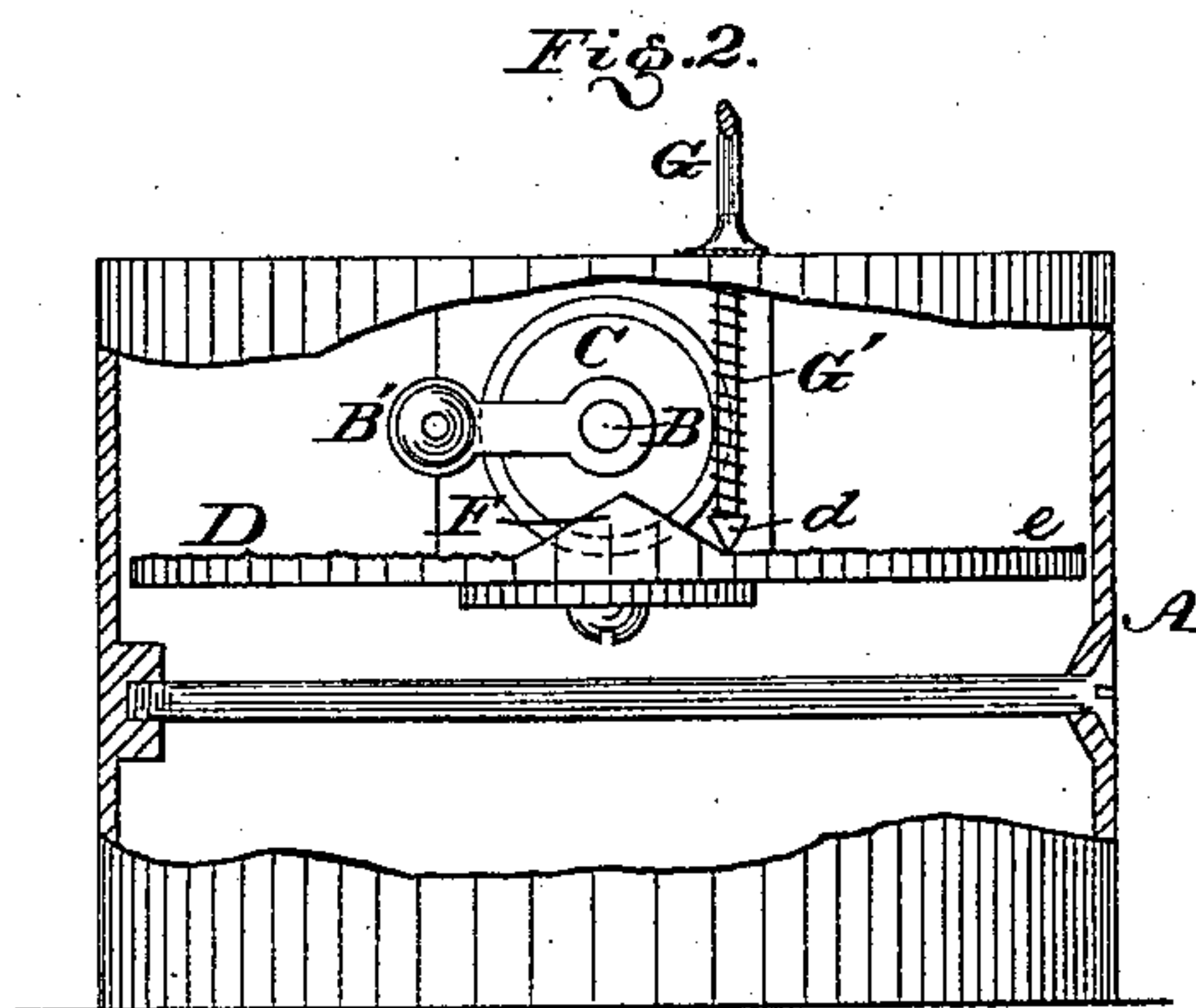
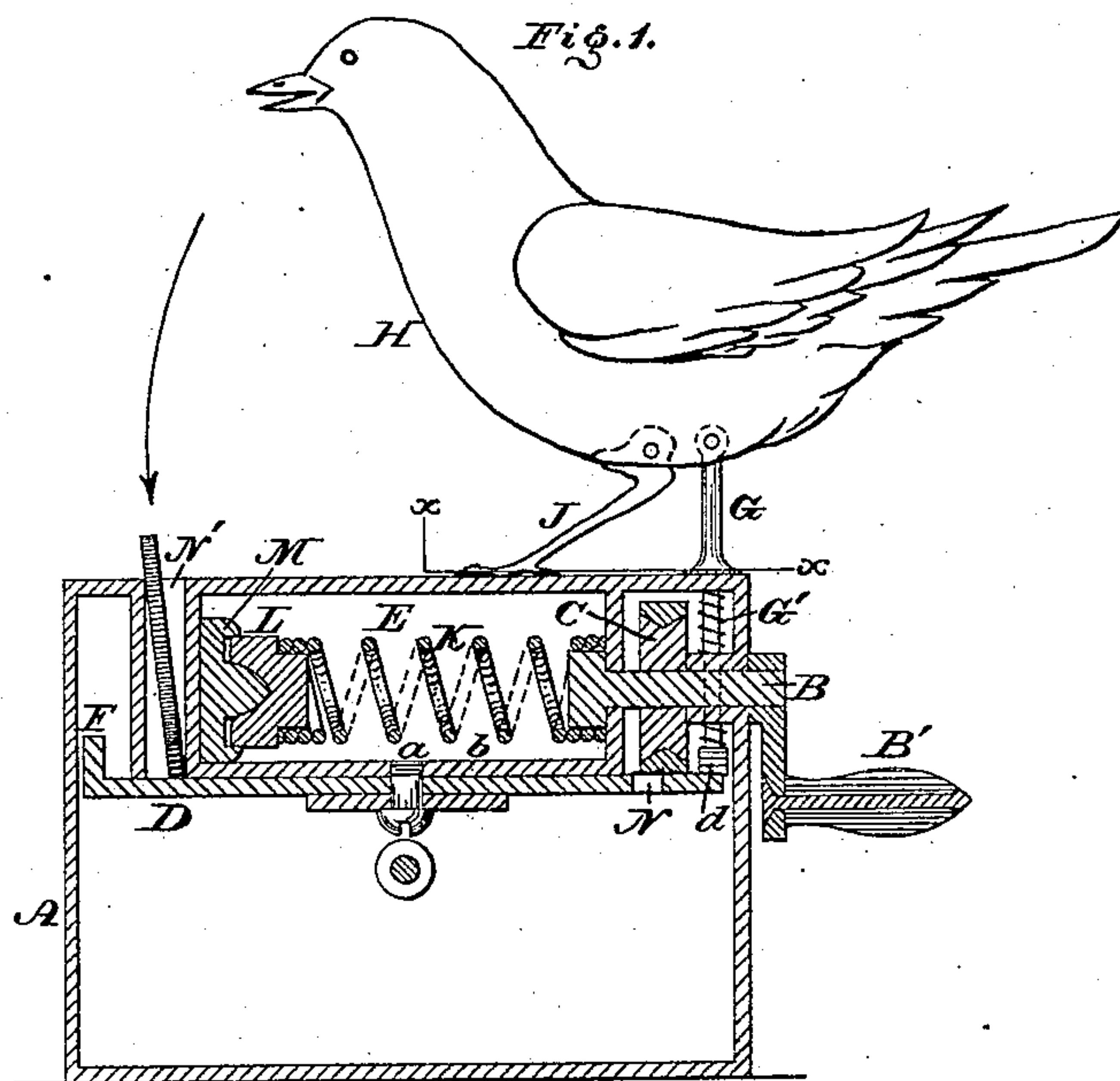


(No Model.)

J. H. BOWEN.
Toy.

No. 240,955.

Patented May 3, 1881.



Witnesses:

Ac. P. Grant,
W. F. Kircher

Inventor:

James H. Bowen,
by *John A. Diederheine*

ATTORNEY.

UNITED STATES PATENT OFFICE.

JAMES H. BOWEN, OF PHILADELPHIA, PENNSYLVANIA.

TOY.

SPECIFICATION forming part of Letters Patent No. 240,955, dated May 3, 1881.

Application filed December 27, 1880. (No model.)

To all whom it may concern:

Be it known that I, JAMES H. BOWEN, a citizen of the United States, residing in the city and county of Philadelphia, and State of Pennsylvania, have invented a new and useful Improvement in Toys, which improvement is fully set forth in the following specification and accompanying drawings, in which—

Figure 1 is a partial side elevation and vertical section of the toy embodying my invention. Fig. 2 is an elevation of a portion at a right angle to Fig. 1, the side of the box of the toy being removed. Fig. 3 is a top view, partly sectional, in line *xx*, Fig. 1.

Similar letters of reference indicate corresponding parts in the several figures.

My invention consists of a box or support sustaining a figure which is caused to lower its head or entire body, as if in the act of pecking or biting at an article or substance placed within reach.

It also consists of a device for producing a sound in imitation of that of the bird or animal which the figure represents.

It also consists of means for causing a lively motion to the figure, in imitation of that produced by a bird while singing, or an animal while barking, grunting, etc.

Referring to the drawings, A represents a box or support, on one side of which is mounted a shaft, B, having a crank-handle, B', and carrying within the box or support a friction or gear wheel, C, which is in contact or meshes with a horizontally-arranged rotating disk, D, whose axis or axial pin *a* is connected to a cross bar or piece, *b*, at the base of a chamber, E, which is suspended from the top of the box or support.

At one portion of the periphery of the disk D is an inclined lug, F, which is adapted to press against the foot or bottom *d* of a vertical stem or rod, G, which is guided through the top of the box A and pivoted to a figure, H, whose body is pivoted to the legs J, secured to the top of the box.

To the inner end of the shaft B is connected one end of a horizontally-extending coiled spring, K, which, located in the chamber E, has its other end fixed to a rotary block of wood, L, which is held against a metal disk, M, rigidly attached to the side wall of said cham-

ber E, it being known that the rotation of wood against metal produces a creaking sound which imitates, to some extent, the warbling of a bird or noise of an animal, relatively to the pressure of the wood on the metal, or vice versa, and the regularity and irregularity of the rotation of the block.

The upper face of the disk is roughened, ribbed, corrugated, &c., as at *e*, in the path coinciding with the bottom of the rod G, and an opening, N, is formed in said disk coinciding with the opening N' in the top of the box A, and disposed to be reached by the mouth of the figure when the latter bends forward.

The operation is as follows: A coin or other article is placed in the opening N' and rested on the disk D. The handle B' is operated, thus rotating the disk D and causing the device L M to impart a sound which, if the figure H is that of a bird, is an imitation of the warbling of a bird; but if said figure is that of a dog, pig, &c., the sound may be produced in imitation of a bark, snap, grunt, &c., the pressure and vibrations of the coils of the spring serving to produce the variety of sounds. Owing to the contact of the bottom *d* of the rod G with the rough surface *e* of the disk D, said rod quivers and a lively motion is imparted to the figure while it sings, &c. As soon as the lug F strikes the bottom of the rod G the latter is elevated and the figure bends forward, turning on the top of the legs J as its axis, as if in the act of pecking at or reaching the coin, &c. At this moment the opening N registers with the opening N', and the coin, &c., losing its support, drops through said opening into the box A as a place of deposit. The lug F, after having raised the rod G to full extent and continuing its rotation with the disk, permits said rod to lower a spring, G', suitably connected to the same, causing the rapid return of the figure to its upright or normal position, all of which, with the disappearance of the coin, &c., producing an interesting and amusing toy.

If desired, the mouth of the figure may be made open or pointed, in order to take hold of the coin, &c., and lift it from the opening N', or convey it to said opening, prior to the register of the openings N N'.

Additional rods may be operated by the disk

D or lug F, in order to move the head, &c., of the figure or impart side motions to the body thereof; and additional figures may be employed, in which case several lugs may be applied to the disk D, to produce a variety of moving figures at the top of the box or support.

Having thus described my invention, what I claim as new, and desire to secure by Letters Patent, is—

1. The figure hinged or pivoted to its legs, and having a rising and falling rod, whereby it is caused to imitate the motion of pecking or biting, substantially as and for the purpose set forth.
2. The box or support A, provided with a sounding device and the figure of a bird, &c., to which movements in imitation of pecking, &c., are imparted, substantially as and for the purpose set forth.
3. The rotating block and disk L M, in com-

bination with the coiled spring and operating device, substantially as and for the purpose set forth.

4. The figure and operating-rod G, in combination with the rotary disk D, having a rough surface, e, substantially as and for the purpose set forth.

5. The rotary disk with lug F and the figure H, with a rod operated by said lug, substantially as and for the purpose set forth.

6. The rotary disk D with the lug F and an opening or outlet, N, in combination with the figure H, and the box or support having an opening or inlet, N', substantially as and for the purpose set forth.

J. H. BOWEN.

Witnesses:

JOHN A. WIEDERSHEIM,
W. F. KIRCHER.