

(Model.)

C. C. CHASE.
Pants Stretcher.

No. 238,347.

Patented March 1, 1881.

Fig. 1.

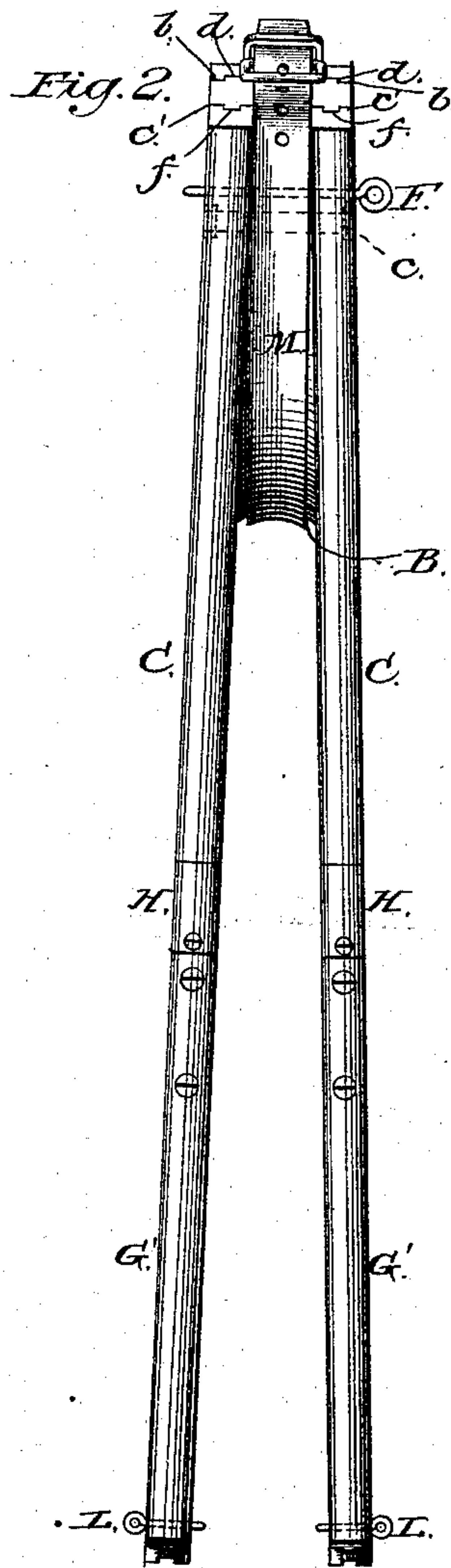
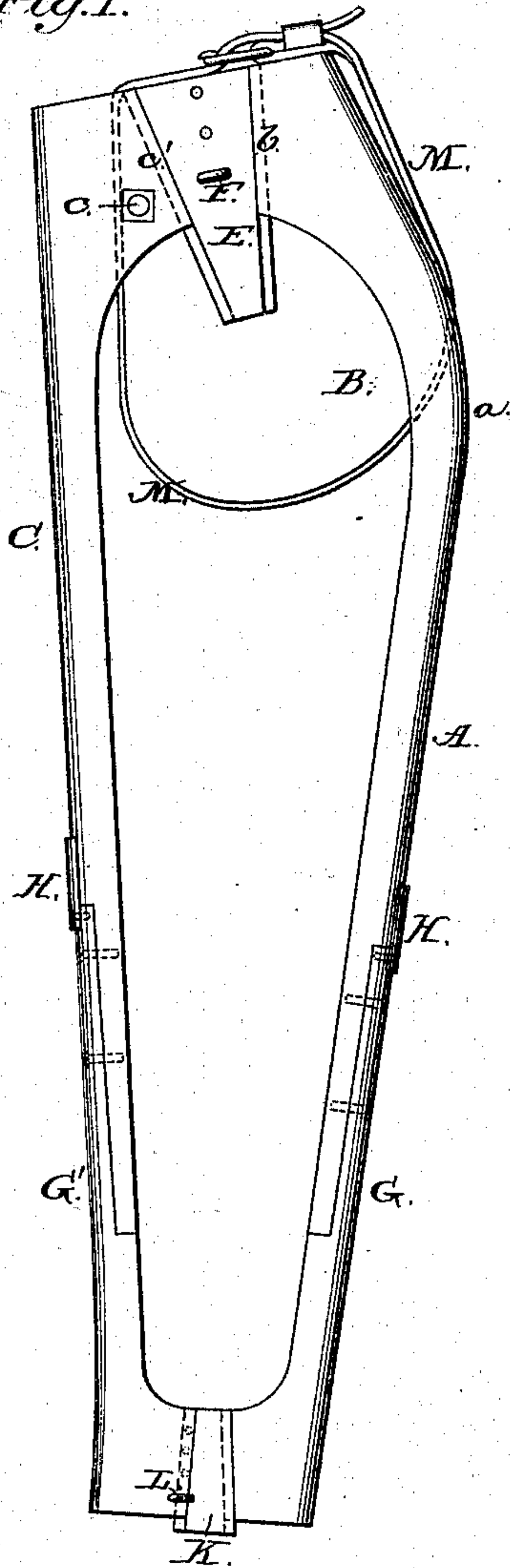


Fig. 3.

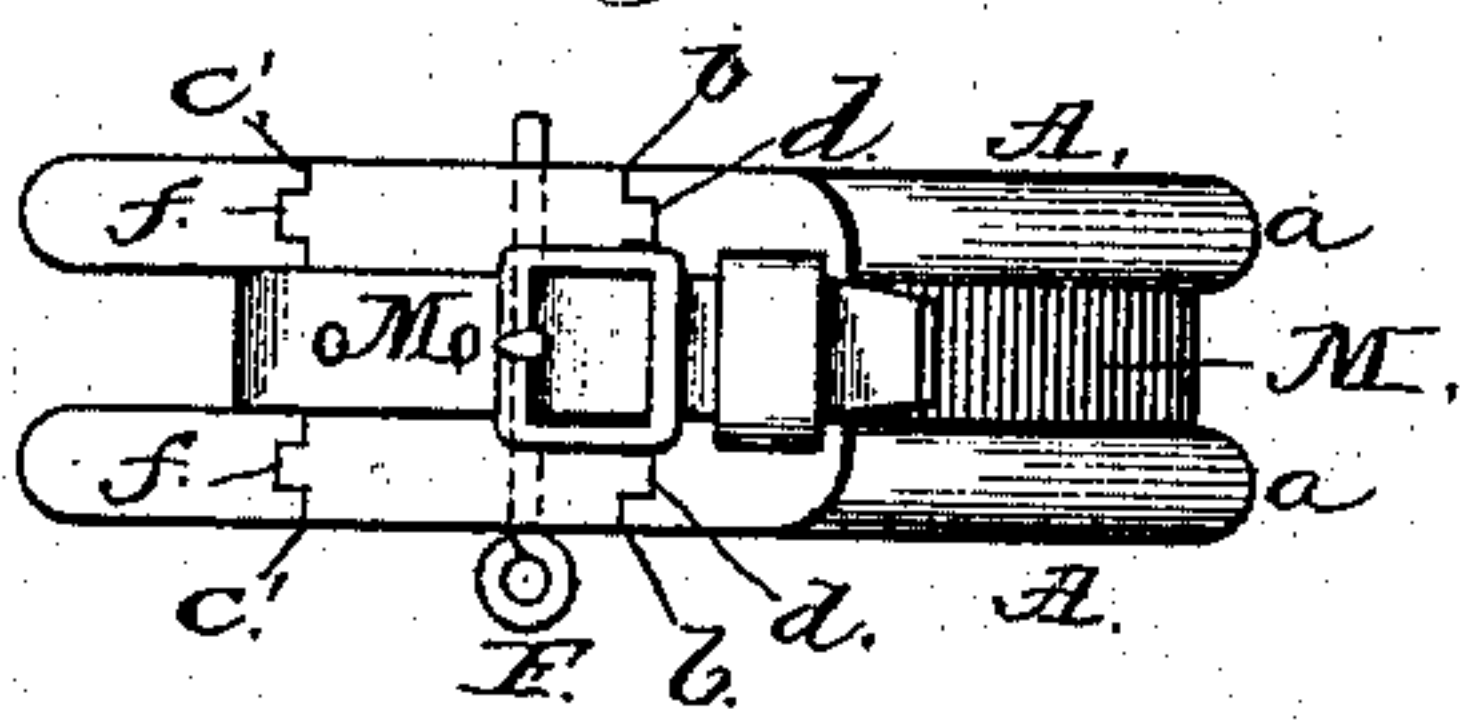
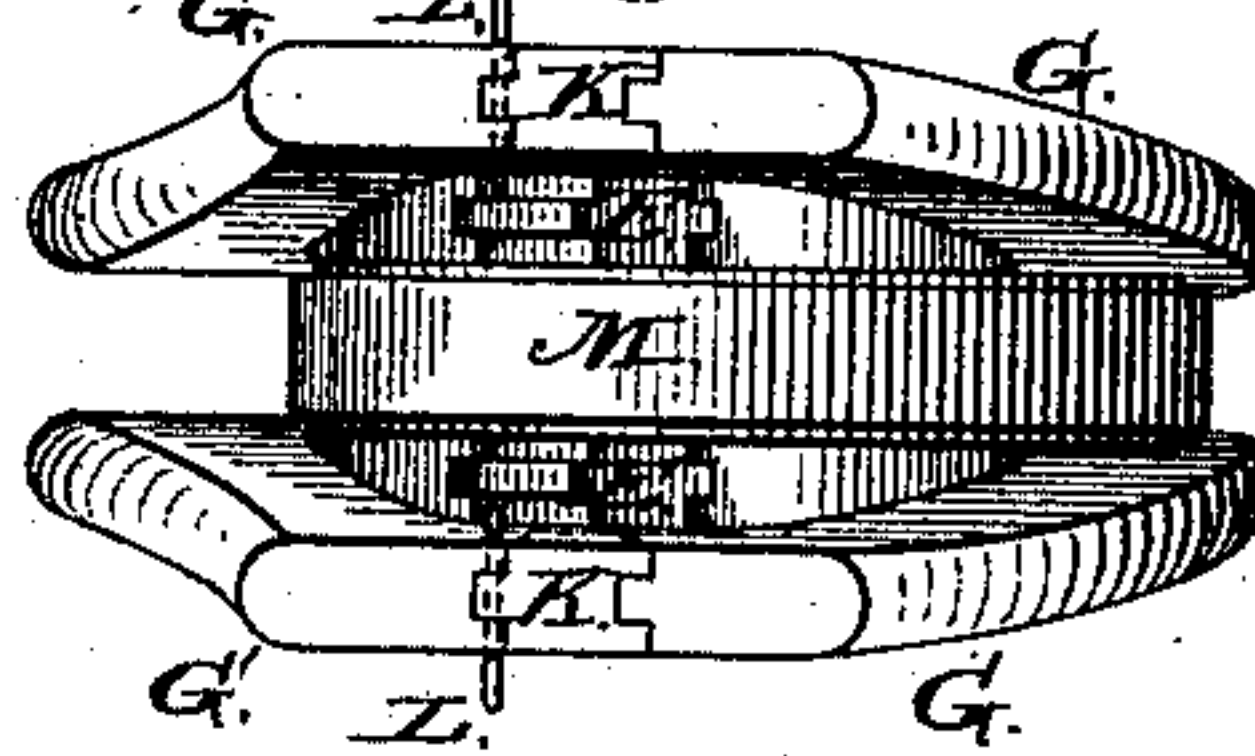


Fig. 4.



WITNESSES

John A. Ellis.
Philip C. Ellasi.

INVENTOR

Charles C. Chase,
by Anderson & Smith
his ATTORNEYS

UNITED STATES PATENT OFFICE.

CHARLES C. CHASE, OF PORTLAND, MAINE.

PANTS-STRETCHER.

SPECIFICATION forming part of Letters Patent No. 238,347, dated March 1, 1881.

Application filed December 4, 1880. (Model.)

To all whom it may concern:

Be it known that I, CHARLES C. CHASE, of Portland, in the county of Cumberland and State of Maine, have invented a new and valuable Improvement in Pants-Stretchers; and I do hereby declare that the following is a full, clear, and exact description of the construction and operation of the same, reference being had to the annexed drawings, making a part of this specification, and to the letters and figures of reference marked thereon.

Figure 1 of the drawings is a side elevation. Fig. 2 is a front view. Fig. 3 is a top view. Fig. 4 is a bottom view.

This invention relates to devices for stretching pants.

The invention consists in the construction hereinafter described.

It is a well-known fact that when pants become moistened from cleaning, dyeing, or any other cause, if left limp, they will shrink.

This present device prevents shrinkage and keeps the garments in their proper shape.

In the drawings hereto annexed, A A are two bars firmly attached at their upper ends to a block, B, extending between them, said bars A A being curved at *a a* and diverging from said block.

Pivoted at *c c* to block B are two bars, C C, which are straight and diverge from block B in a manner similar to bars A A. The inner edges *b b c' c'* of bars A and C are grooved at *d* and *f*, and converge so as to make a wedge-shaped opening.

E is a wedge of such form as to fit the opening between edges *b* and *c'*, and is held in any desired position by a pin, F, passing through registering-holes in the wedge E and block B.

G' G' are extensions to bars A C, held there to by screws, and a plate, H, is placed over the outside joint, so as to let the pants run on smooth. These extensions are removable, so that the frame may be used for different-sized garments. The edges of these extensions form a wedge-opening, one edge being tongued, the other grooved, and there is a wedge, K, adapted to the opening and held in position by a pin, L. The relation of the tongues and grooves in both wedges and their respective openings can, of course, be varied in manner.

M is a strap made fast to top of block B, and which is to be passed under the crotch of the pants to hold them to the frame.

What I claim is—

1. A stretcher for pants consisting of a pair of bars hinged to a block, and a pair of bars rigidly connected to the block, and a wedge for forcing said pairs apart.

2. The bars A A and C C, in combination with block B and strap M.

In testimony that I claim the above I have hereunto subscribed my name in the presence of two witnesses.

CHAS. C. CHASE.

Witnesses:

H. F. LIBBY,
B. C. STONE.

