

(No Model.)

S. WARD.
Buckle.

No. 238,188.

Patented Feb. 22, 1881.

Fig. 1.

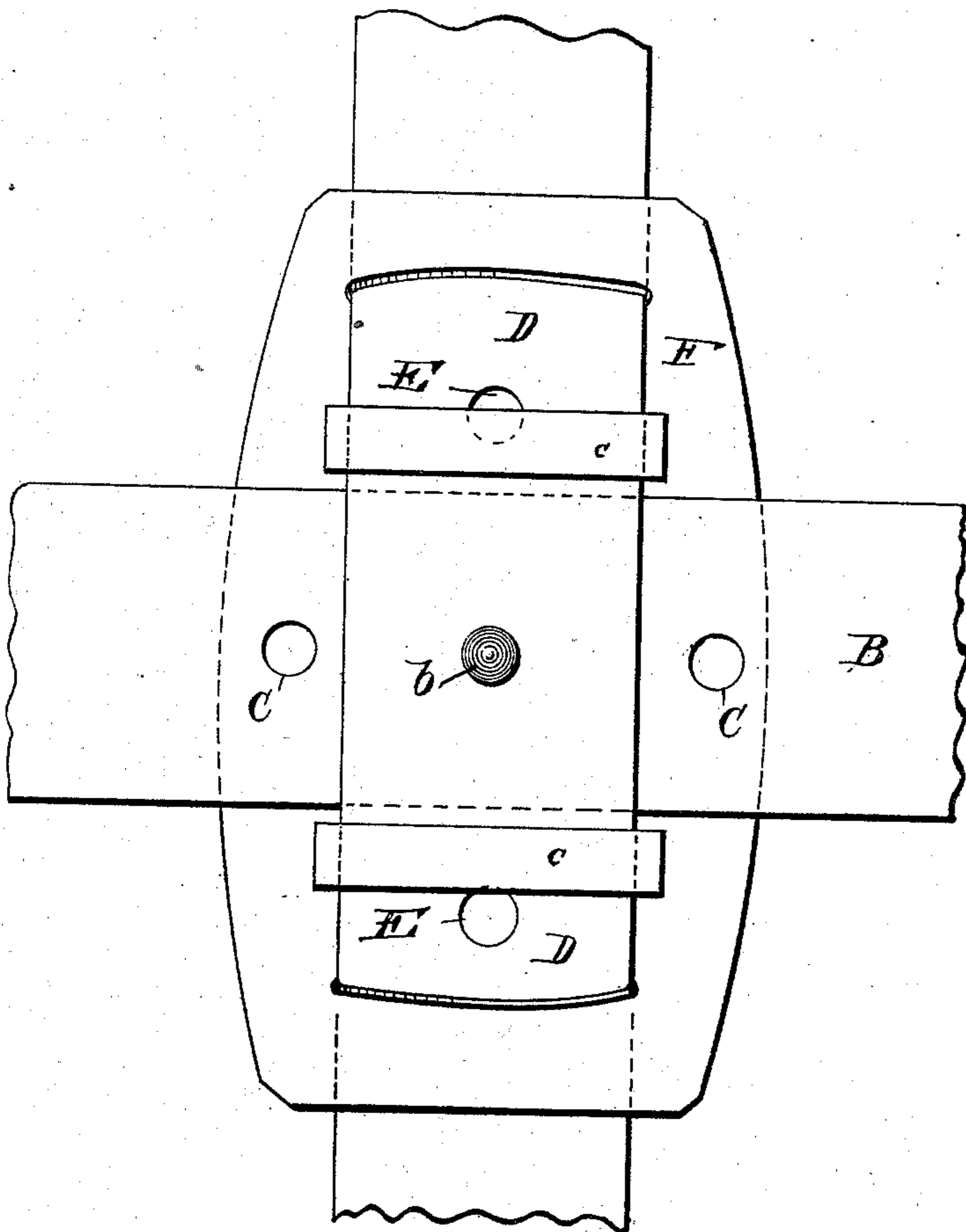


Fig. 2.

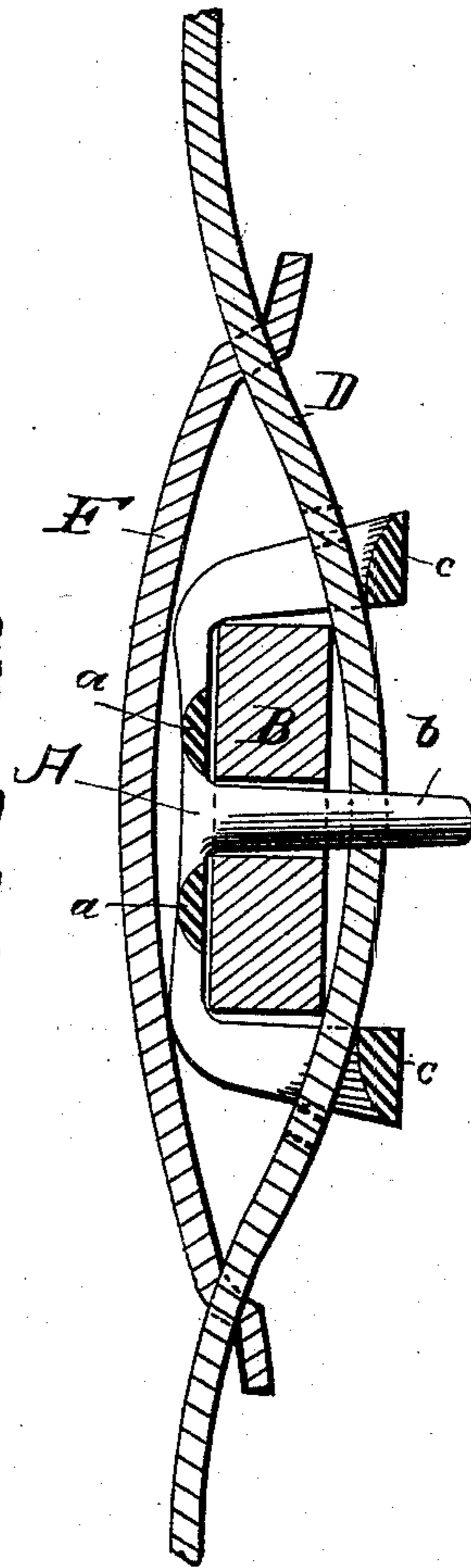
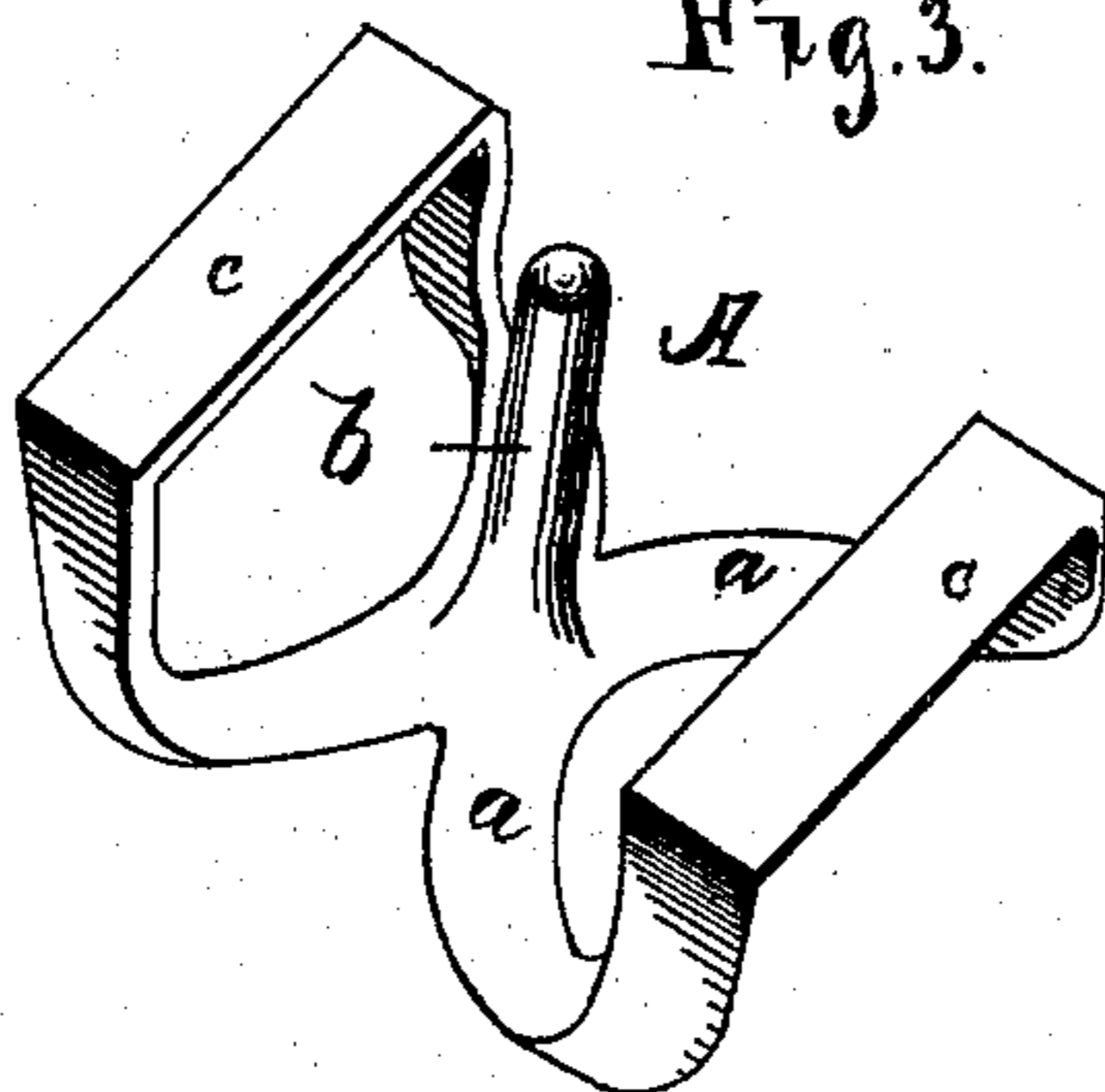


Fig. 3.



Witnesses:
H. Aubrey Toulmin,
L. J. Mc Carthy.

Inventor:
Seth Ward.
Alexander Mason,
att.

UNITED STATES PATENT OFFICE.

SETH WARD, OF PRINCETON, INDIANA.

BUCKLE.

SPECIFICATION forming part of Letters Patent No. 238,188, dated February 22, 1881.

Application filed September 3, 1880 (No model.)

To all whom it may concern:

Be it known that I, SETH WARD, of Princeton, in the county of Gibson, and in the State of Indiana, have invented certain new and useful Improvements in Buckles; and I do hereby declare that the following is a full, clear, and exact description thereof, reference being had to the accompanying drawings, and to the letters of reference marked thereon, making a part of this specification.

This invention relates to certain improvements in harness and other buckles; and it has for its objects to provide a buckle by means of which two straps crossed at right angles may be conveniently secured together, and which can be readily detached from the straps when required, and which will form a seat in which the respective straps will be neatly held against any lateral play, and by means of which all chafing or rubbing of the metallic portion of the buckle against the animal will be prevented. These objects I attain by the devices illustrated in the accompanying drawings, in which—

Figure 1 represents a top view of the buckle, showing the same attached to the straps. Fig. 2 represents a vertical sectional view of the buckle, showing the same attached to and in connection with the straps; and Fig. 3 is a detached perspective view of my buckle alone.

The letter A indicates my improved buckle, which consists of a metallic frame formed of two diagonal bars, *a*, from the point of intersection of which arises a rigid vertical tongue, *b*, the ends of the bars extending outwardly, and being connected by means of flat transverse bars *c*. The buckle is made of cast or wrought metal in one piece.

The letter B indicates the trace or tug to which the buckle is secured, which is provided with the usual apertures *O* for the tongue *b*. The said trace is passed transversely across the buckle, the tongue thereof setting through one of the apertures therein, and being seated upon the diagonal bars and between the outwardly-extended ends of the buckle.

The letter D indicates the back or saddle strap, to which the buckle is secured by the

tongue *b* outside the trace. The said strap is passed under the flat bars *c*. The strap D is also provided with tongue-apertures *E*, one of which sets over the tongue of the buckle. This strap when in place is seated upon the trace or tug, and is confined between the outwardly-extending ends of the buckle.

The letter F indicates a pad, of leather or other suitable material, slotted transversely near each end, as shown at *f*, through the slots *f* of which the ends of the saddle-strap D are passed. This pad serves to prevent the buckle from chafing or rubbing the animal by presenting only a leather surface of contact, and assists, also, in holding the strap D in position.

I am aware of the device set forth in the patent numbered 139,253 of 1873; but in that construction the metal rivets are liable to become loosened, and the projecting heads will chafe the sides of the animal; also in that device the saddle-strap does not hook over the tug and serve to hold it in position. In my invention both the saddle-strap and tug are held adjustably over the tongue *b*, and the tug passes transversely, while the saddle-straps pass longitudinally, beneath the plates *c*.

Having thus fully described my invention, what I claim, and desire to secure by Letters Patent, is—

A buckle composed of a metallic frame formed in one piece and consisting of two diagonal bars having at their point of intersection a tongue, *b*, the ends of said bars being connected by transverse flat bars *c*, as shown, in combination with a pad, F, slotted near its ends and adapted to be passed under the buckle, and secured to one of the straps and with the lugs and saddle-straps, both of which straps, D F, are adjustably secured to the tongue *b*, as and for the purposes set forth.

In testimony that I claim the foregoing I have hereunto set my hand this 21st day of August, 1880.

SETH WARD.

Witnesses:

JNO. E. PHILLIPS,
BYRON MILLS.