

(No Model.)

J. DEASEY.
Razor.

No. 237,498.

Patented Feb. 8, 1881.

Fig. 1.

Fig. 2.

Fig. 6.

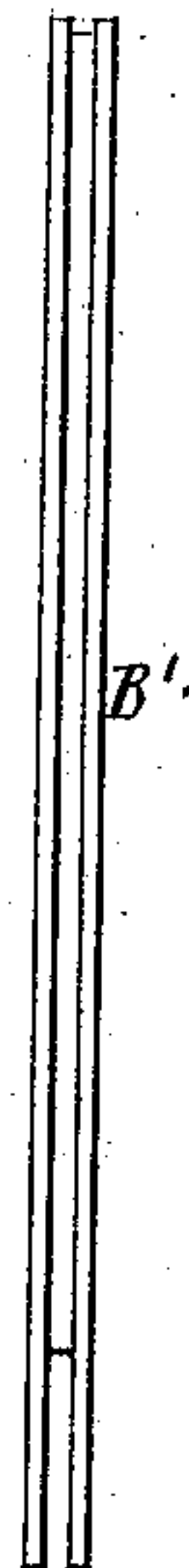
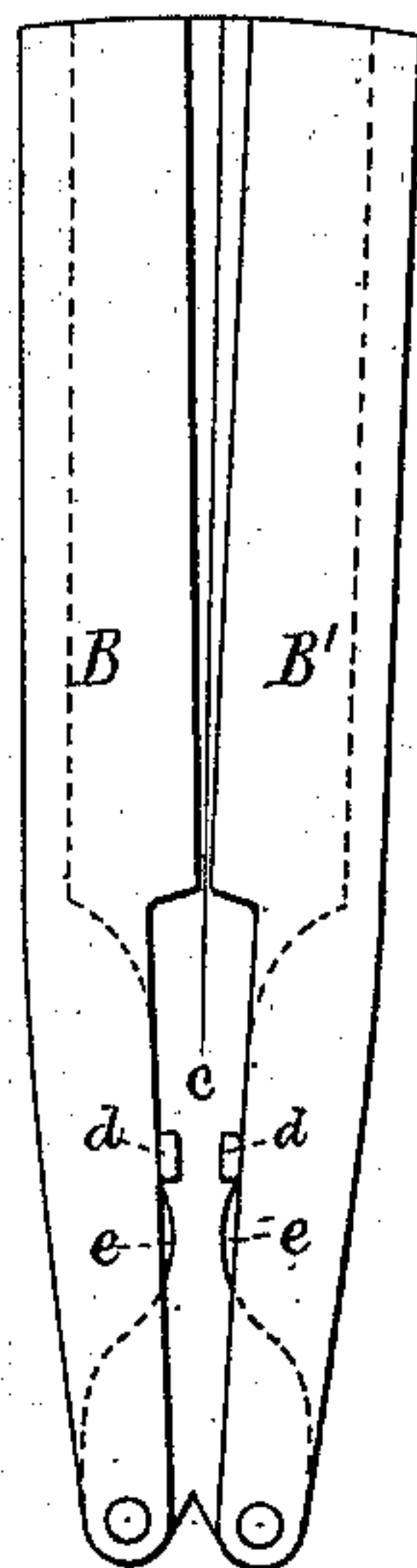
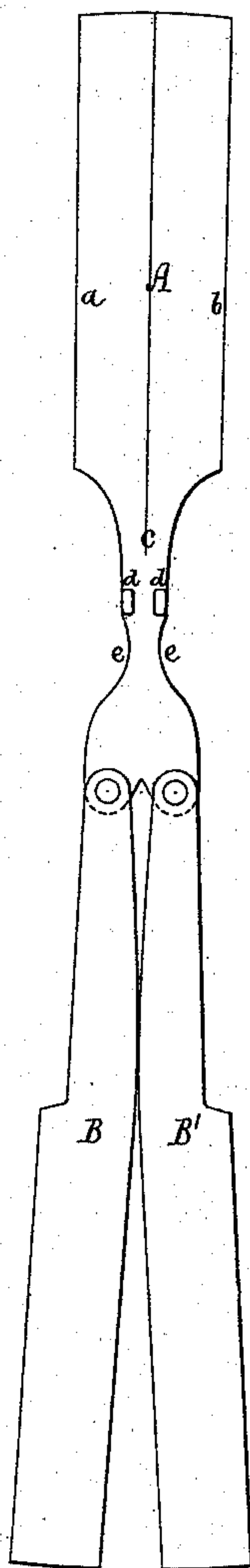


Fig. 3.

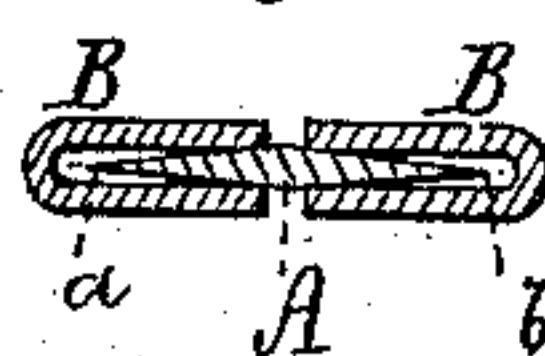
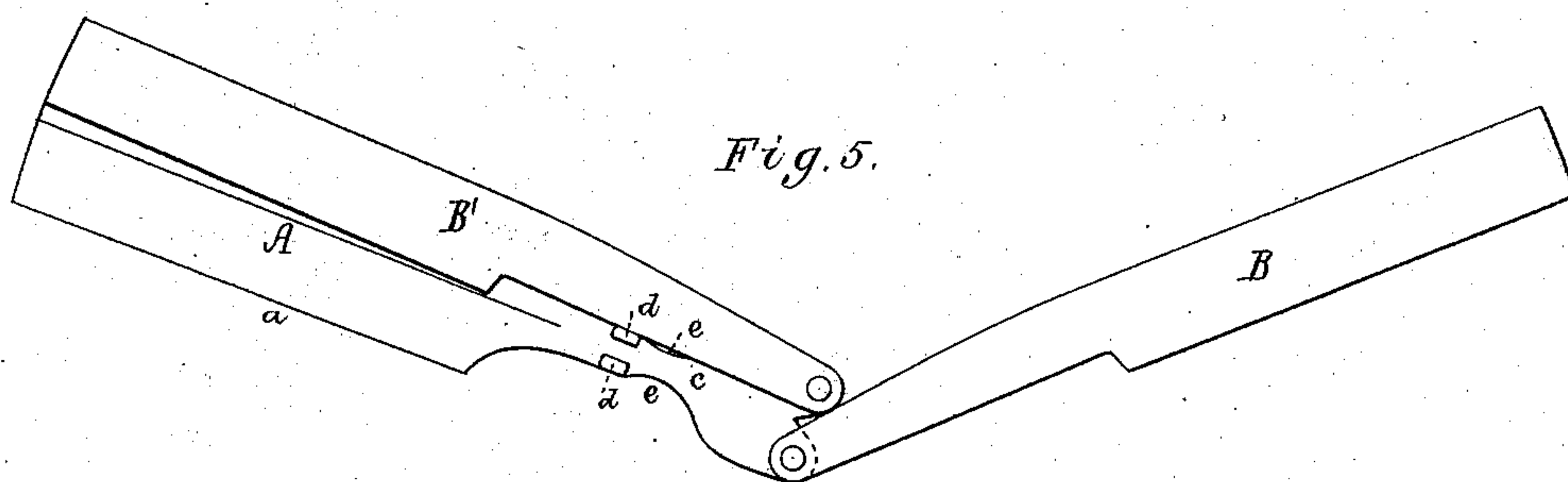


Fig. 4.



Fig. 5.



Witnesses:

S. N. Piper
C. C. Pratt

Inventor.

John Deasey
by attorney
R. H. Eddy

UNITED STATES PATENT OFFICE.

JOHN DEASEY, OF FALL RIVER, MASSACHUSETTS.

RAZOR.

SPECIFICATION forming part of Letters Patent No. 237,498, dated February 8, 1881.

Application filed November 15, 1880. (No model.)

To all whom it may concern:

Be it known that I, JOHN DEASEY, of Fall River, of the county of Bristol and State of Massachusetts, have invented a new and useful Improvement in Razors; and I do hereby declare the same to be described in the following specification and represented in the accompanying drawings, of which—

Figure 1 denotes a side view of a razor of my improved kind as open. Fig. 2 is a view of it as closed. Fig. 3 is a transverse section of it. Fig. 4 is a like section of the blade. Fig. 5 is a side view of the razor, showing the position of its parts when it is in use. Fig. 6 is an inner edge view of one of the guards.

My invention consists in the combination of a double-edged razor-blade having a shank provided with stops or projections and recesses, as hereinafter set forth, with two folding guards or handles pivoted separately to the shank, so as to fold upon and receive the double-edged blade, as hereinafter explained.

In my improved razor the blade A is formed or constructed with two cutting-edges, *a b*, and at the middle of one end of it such blade has a shank, *c*, extending from it in manner as represented. The shank is pivoted or hinged to two guards or handles, B B', each of which is grooved or chambered to receive a cutting portion or half of the blade.

The guards, when closed upon the blade, take positions relatively to it and each other, as shown in Fig. 2, the shank of the blade coming or being between the said guards, and formed or provided with projections *d d*, to prevent the guards, when closed upon the

blade, from coming into contact with its cutting-edges, so as to dull them. The shank is also made or provided with recesses *e e*, arranged in it as shown, such recesses being to receive the thumb-nails of a person, to enable him by the aid of such to move either or both the guards apart from the blade, as occasion may require.

The guards, on being closed upon the blade, answer as shields to its cutting-edges, and to prevent the blade from accidentally cutting or damaging a person or his pocket when the razor may be therein. Besides, when one of the guards is closed on the blade and the other guard is turned down into an obtuse angle to the shank and against the lower end of the first-named guard, as shown in Fig. 5, the guard so turned down answers as a handle for the blade, to support it in the hand while the razor may be in use in shaving, the thumb in such case generally resting in one of the recesses *e e*. The turned-up guard then serves as a back to the blade.

I claim—

As a new manufacture, the razor-blade A, having a shank provided with stops or projections *d* and recesses *e*, in combination with the two folding guards or handles B and B', pivoted separately to the shank, so as to fold upon and receive the double-edged blade, as and for the purpose set forth.

JOHN DEASEY.

Witnesses:

R. H. EDDY,
W. W. LUNT.