

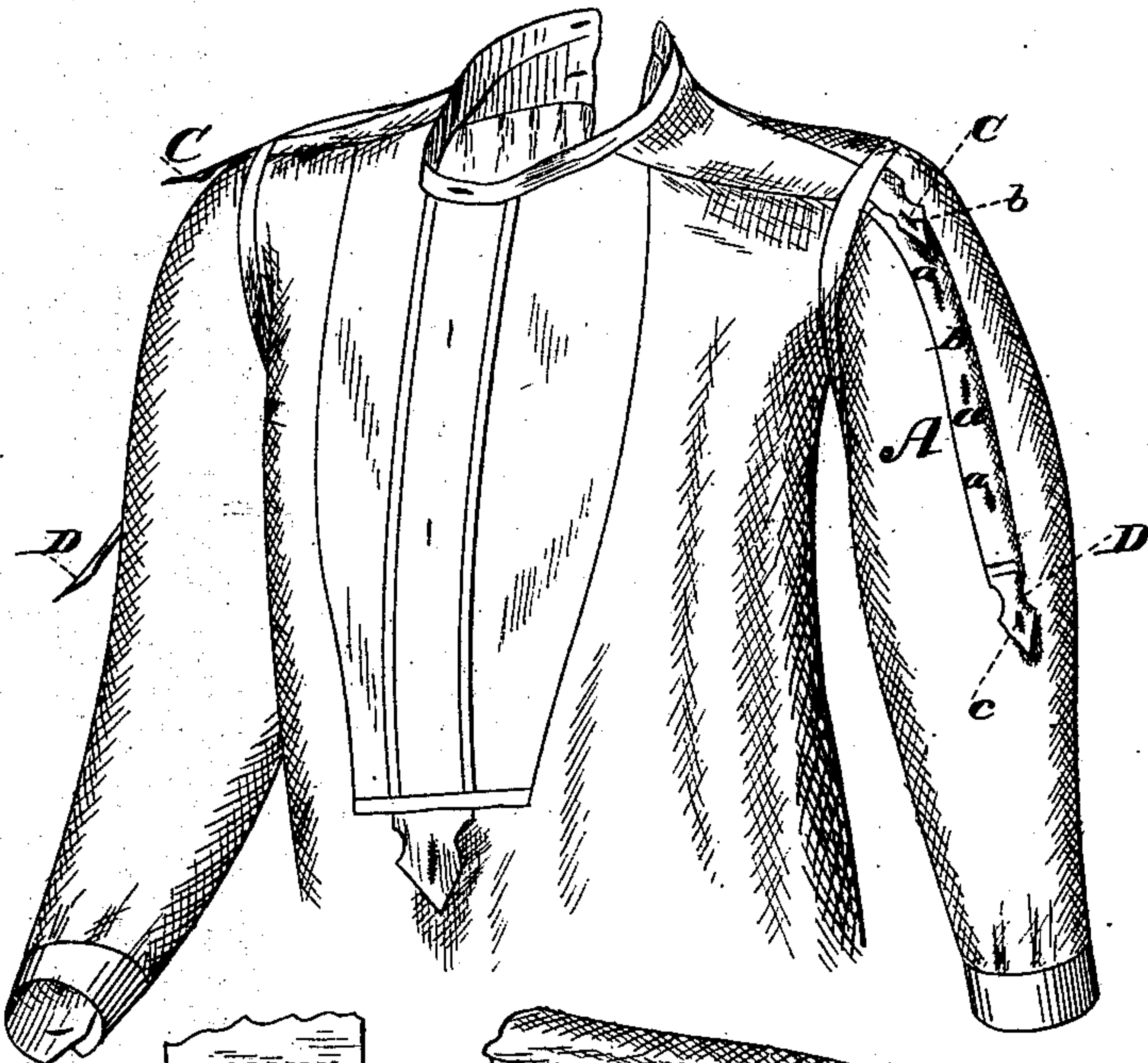
(No Model.)

R. DELMONTE.  
Sleeve Adjuster.

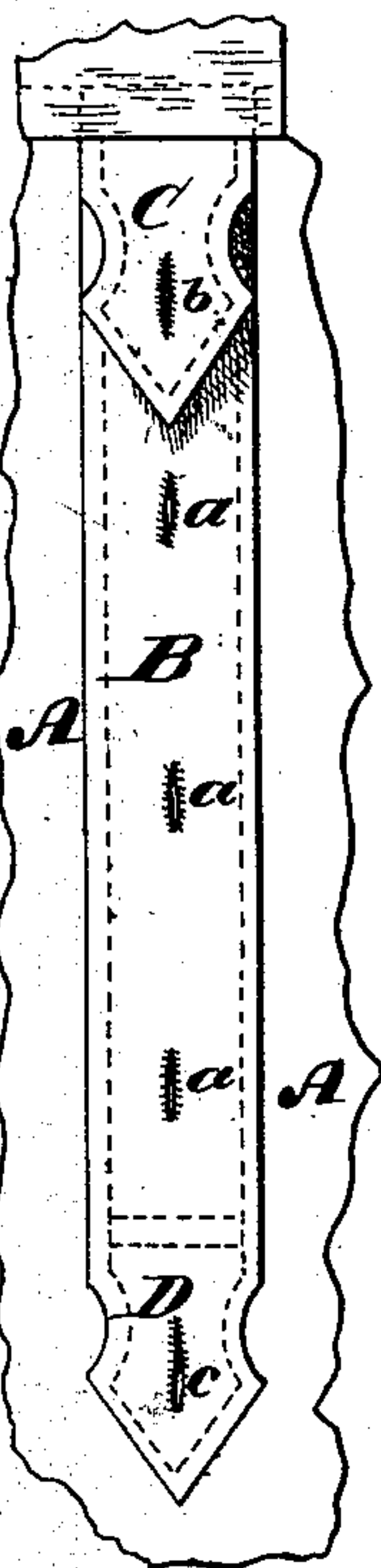
No. 237,096.

Patented Feb. 1, 1881.

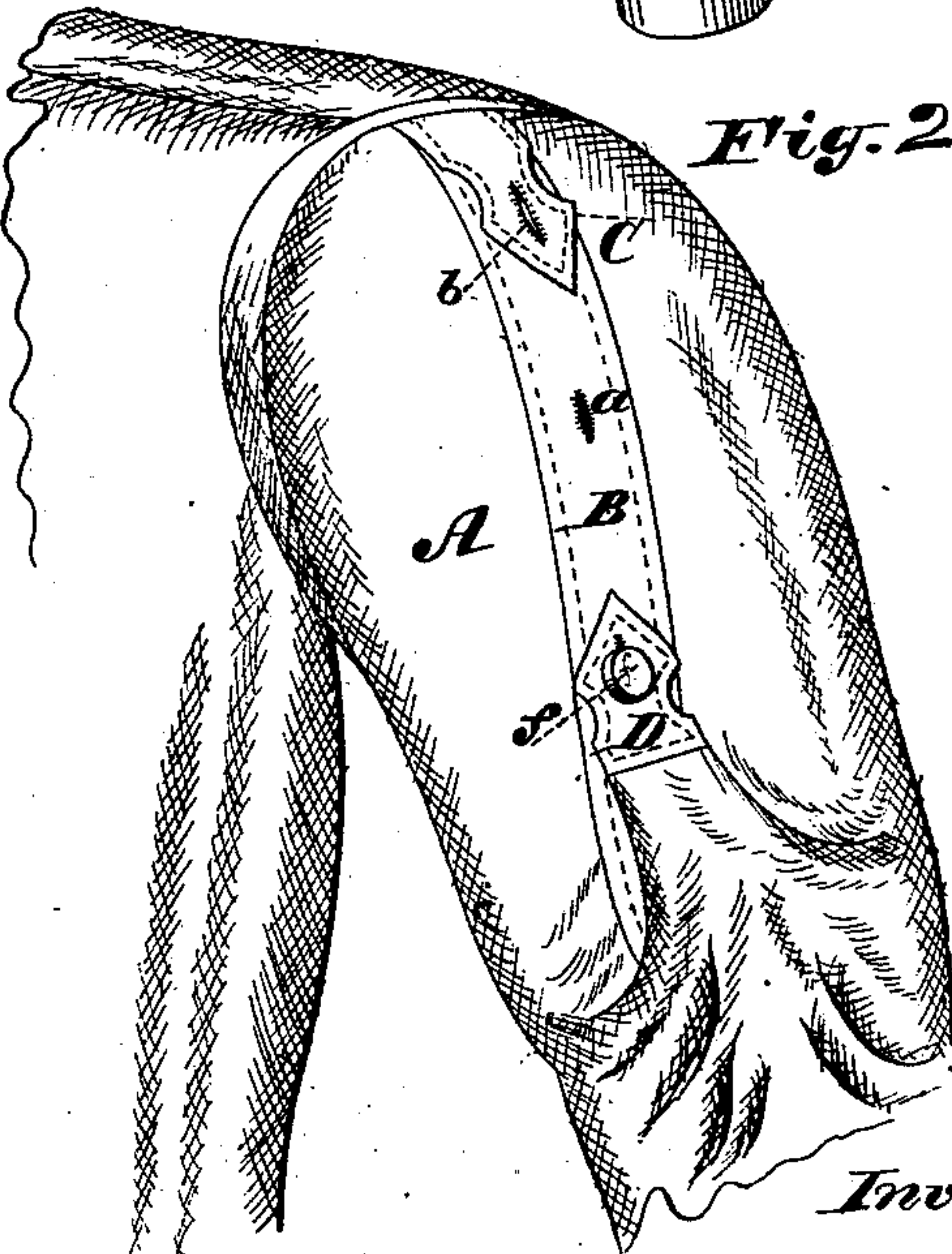
*Fig. 1.*



*Fig. 3.*



*Fig. 2.*



*Witnesses.*

*H. G. Parker.*  
*Chas. H. Douat*

*Inventor.*

*Ramon Delmonte.*  
*per James A. Whitney*  
*Atty.*



# UNITED STATES PATENT OFFICE.

RAMON DELMONTE, OF NEW YORK, N. Y.

## SLEEVE-ADJUSTER.

SPECIFICATION forming part of Letters Patent No. 237,096, dated February 1, 1881.

Application filed August 4, 1880. (No model.)

*To all whom it may concern:*

Be it known that I, RAMON DELMONTE, of the city, county, and State of New York, have invented certain Improvements in Sleeves of Shirts and Similar Articles of Apparel, of which the following is a specification.

In many occupations it is necessary or desirable that the loose sleeve of a shirt or other garment should be drawn upward from the wrist and temporarily retained in such position. Various means have been adopted to enable this to be done—such, for example, as a strap having a clasp at each end to gripe upon the upper and lower portions of the sleeve, respectively, and hold the lower portion of the sleeve in an elevated position.

The object of the present invention is to so construct the sleeve or sleeves of a garment that the means for holding the sleeves in the position just referred to may be combined with and form part of the garment as it is put into the market or bought and used by the purchaser; and to this end it consists in certain novel combinations of parts, hereinafter fully set forth and described, by which the desired object is effectually secured.

Figure 1 is a perspective view, showing a shirt the sleeves of which are fitted and constructed according to my said invention. Fig. 2 is a perspective view on a larger scale, representing a sleeve the lower part of which is elevated and retained in position by means of my said invention; and Fig. 3 is a face or outside view, representing the parts most essential in said invention.

A represents the sleeve of the shirt or other similar garment, as the case may be. Sewed upon this sleeve is a strip or band of fabric, B, the said strip or band being sewed at its lateral edges to the said sleeve, and having formed therein at intervals button-holes *a*. This band extends from the top or upper portion of the sleeve downward to any desired or requisite extent, but preferably about to the elbow of the sleeve. At the upper end of the said strap or band B is provided a loose flap or ear, C, in which is formed a button-hole, *b*. A similar flap or ear, D, is formed upon the lower end of the strap or band B,

and is provided with a button-hole, *c*, both of the flaps C and D being loose.

When it is desired to maintain the sleeve in an elevated position upon the arm of the wearer, as hereinbefore explained, a button, the same or similar to the well-known cuff button or stud, is inserted in one of the button-holes *a* of the strap or band B. The sleeve being elevated, the said button or stud may be passed through the button-hole *c* of the flap or ear D, as represented at *f* in Fig. 2, the flap D being turned upward, in order that it may be passed over the button *f*, as just explained. A still further elevation may be given and retained to the sleeve by lifting the latter until the button *f* may be passed into the button-hole *b* of the upper flap or ear, C, which, of course, retains the sleeve in the elevated position last described. A certain degree of adjustment as concerns the height at which the sleeve is retained may also be obtained according as the button *f* is placed in one or the other of the button-holes *a* of the strap or band B.

It is of course to be understood that each sleeve of a garment should be provided with the devices and constructed as herein described, and that the invention is applicable to the sleeves of all garments the sleeves of which are more or less loose or flowing, like those of an ordinary shirt.

It will be observed that the button-holes *a* may be formed in the fabric of the sleeve itself; but where said sleeve is formed of a single fabric, as is the case with shirts, &c., this will be to a certain extent objectionable, inasmuch as the inner portion of the stud or button *f* would come in direct contact with the arm of the wearer.

What I claim as my invention is—

1. The combination, with the sleeve A, of the upper flap or ear, C, having a button-hole, *b*, the lower flap or ear, D, having a button-hole, *c*, and a button attached to the sleeve between the said flaps, all substantially as and for the purpose herein set forth.

2. The combination, with the sleeve A, of a series of button-holes, *a*, arranged substantially longitudinally on said sleeve, flexible

lugs or ears C D, placed one above and the other below the said series of button-holes *a*, and each provided with a button-hole, all substantially as and for the purpose herein set forth.

3. The combination, with the sleeve A, of the strap B, sewed at its lateral edges to the said sleeve A, and provided with a longitudinal row of button-holes, the flaps C D, each

having a button-hole, and attached one above and the other below the said strap or band, all substantially as and for the purpose herein set forth.

RAMON DELMONTE.

Witnesses:

H. F. PARKER,

CHAS. H. DOXAT.