

(No Model.)

E. P. NEWMAN.

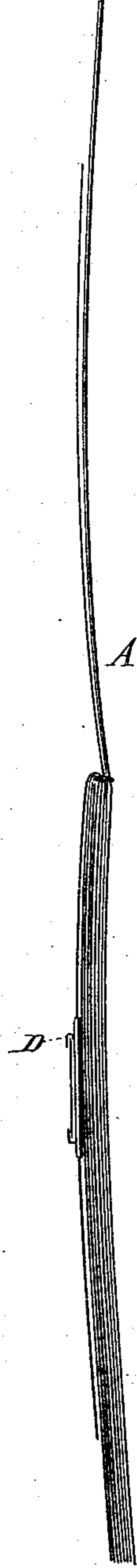
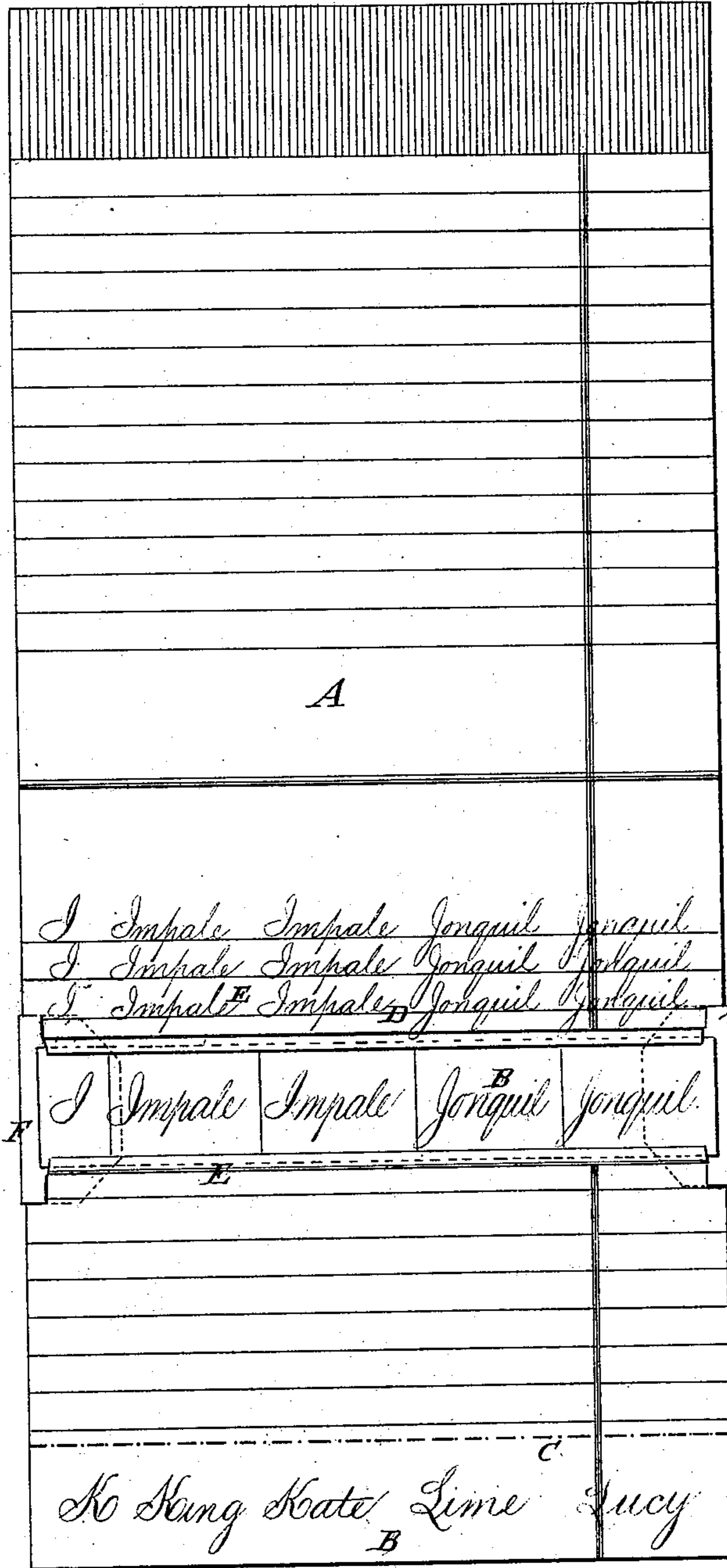
Copy Book.

No. 236,070.

Patented Dec. 28, 1880.

Fig: 1.

Fig: 2.



WITNESSES:

Chas. Nida.
C. Delquick

Fig: 3.

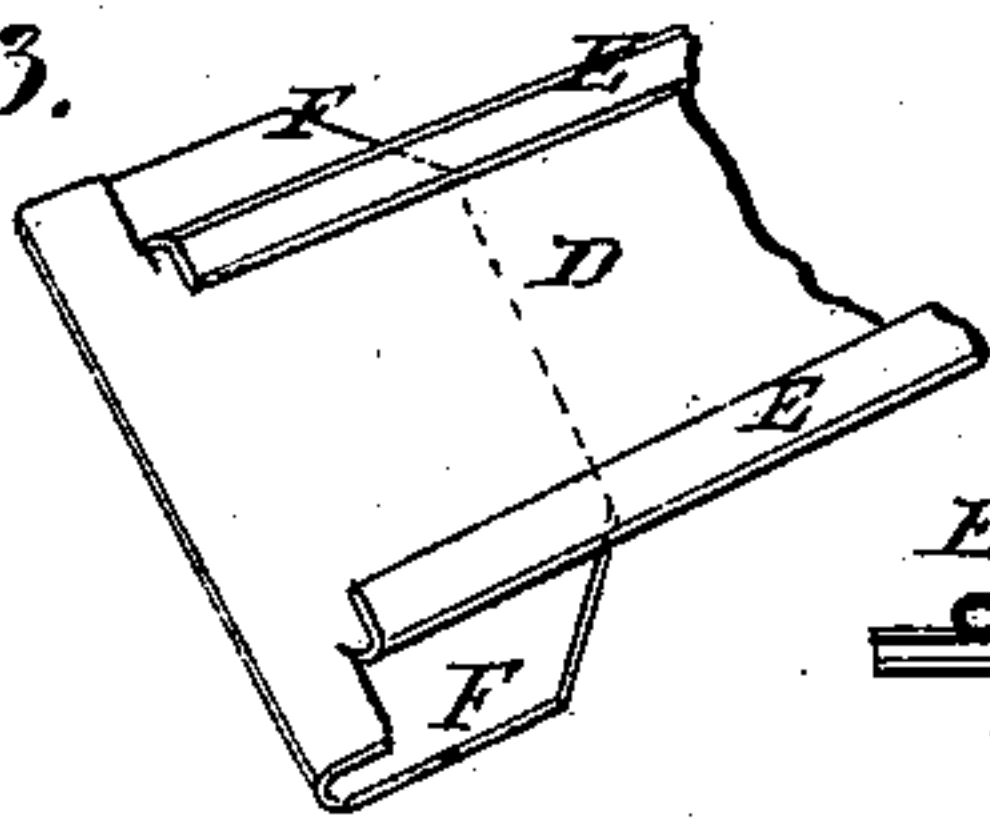



Fig: 4.



Fig: 5.



BY

INVENTOR:

E. P. Newman
M. R.
ATTORNEYS.

UNITED STATES PATENT OFFICE.

ELMER P. NEWMAN, OF DIMONDALE, MICHIGAN.

COPY-BOOK.

SPECIFICATION forming part of Letters Patent No. 236,070, dated December 28, 1880.

Application filed April 10, 1880. (No model.)

To all whom it may concern:

Be it known that I, ELMER P. NEWMAN, of Dimondale, Eaton county, Michigan, have invented a new and Improved Copy-Book, of which the following is a specification.

The object of my invention is to provide a new and improved copy-book which prevents the scholar from copying his own writing as he approaches the bottom of the page, and enables him to see and study the original copy very distinctly.

The invention consists of a copy-book ruled transversely and having the copy on the lower or outer end of each page, which copy is cut off and placed in a sliding frame, which is moved down the page, line for line, as fast as the scholars progress.

In the accompanying drawings, Figure 1 is a plan view of my improved copy-book. Fig. 2 is a longitudinal end elevation of the same. Fig. 3 is a detail view of the end of the sliding frame or holder. Fig. 4 is a longitudinal sectional elevation of the end of the same, and Fig. 5 is a cross-sectional elevation of sliding frame or holder.

Similar letters of reference indicate corresponding parts.

The copy-book is ruled transversely to the longitudinal axis of the pages, and has the copies B printed upon the outer ends of the pages, the space for the copy being designated by a clear and distinct line, C, which is preferably printed or drawn with red color or ink and perforated, so that the copy can be torn off conveniently. A frame or holder, D, the length of which is equal to the width of the pages of the copy-book, has its longitudinal ends lapped over toward each other on the upper sides, so as to form flat grooved clips E E, under which the strip containing the copy can be passed after having been cut or torn from the page. The ends of the holder D are lapped over toward each other on the under side of the holder, so as to form the grooved clips F F, into which a page of the copy-book can be passed.

The holder D can be made of any desired

material, and is preferably provided with a series of indentations, so that the under side of the holder is raised above the paper and does not soil the writing.

The operation is as follows: The copy B is cut or torn from the page and placed in the holder D, which is then slipped onto the page of the copy-book, as shown in Fig. 2. The holder is passed to the top of the page and the scholar writes the copy on the top line, then moves the holder downward and writes on the next line, and proceeds in the same manner till he has finished the page. He then reverses the copy, the holder, and book, and gradually moves the holder from the end toward the center of the book, and then proceeds exactly as before, and so on.

The advantages of the within-described copy-book and holder are the following: As fast as the pages are written they are placed opposite to the writer, and he does not soil them with his arms or elbows. The copy is always directly in front of or above the vacant lines, and the writer cannot copy his own writing, (as is the case with the copy-books in use at present,) but always has the correct copy before him.

The copy-holder above described has been presented in this application to render more clear and intelligible the use, convenience, and advantage of my copy-book, but will form the subject-matter of another application.

Having thus described my invention, I claim as new and desire to secure by Letters Patent—

A copy-book ruled parallel with the binding-joint and having the copies detachably secured by a line of perforations at the lower or outer ends of the pages, by which construction the copies are adapted to be severed for use with the sliding copy-holder described, substantially as set forth.

ELMER PORTER NEWMAN.

Witnesses:

L. F. McCORMICK,
G. W. WATROUS.