

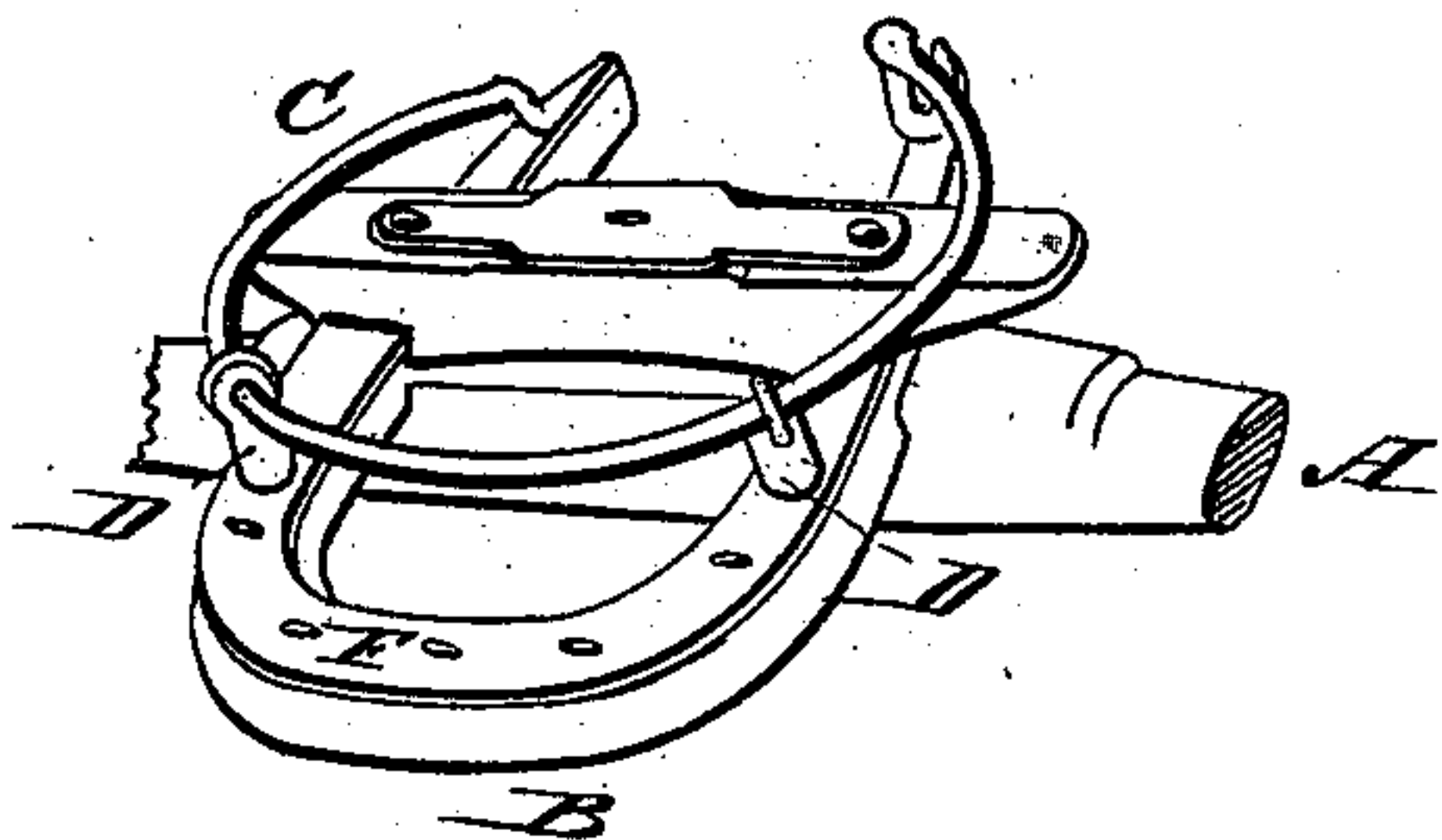
(No Model.)

L. J. M. MORTENSON.  
Wagon Hound Brace Holder.

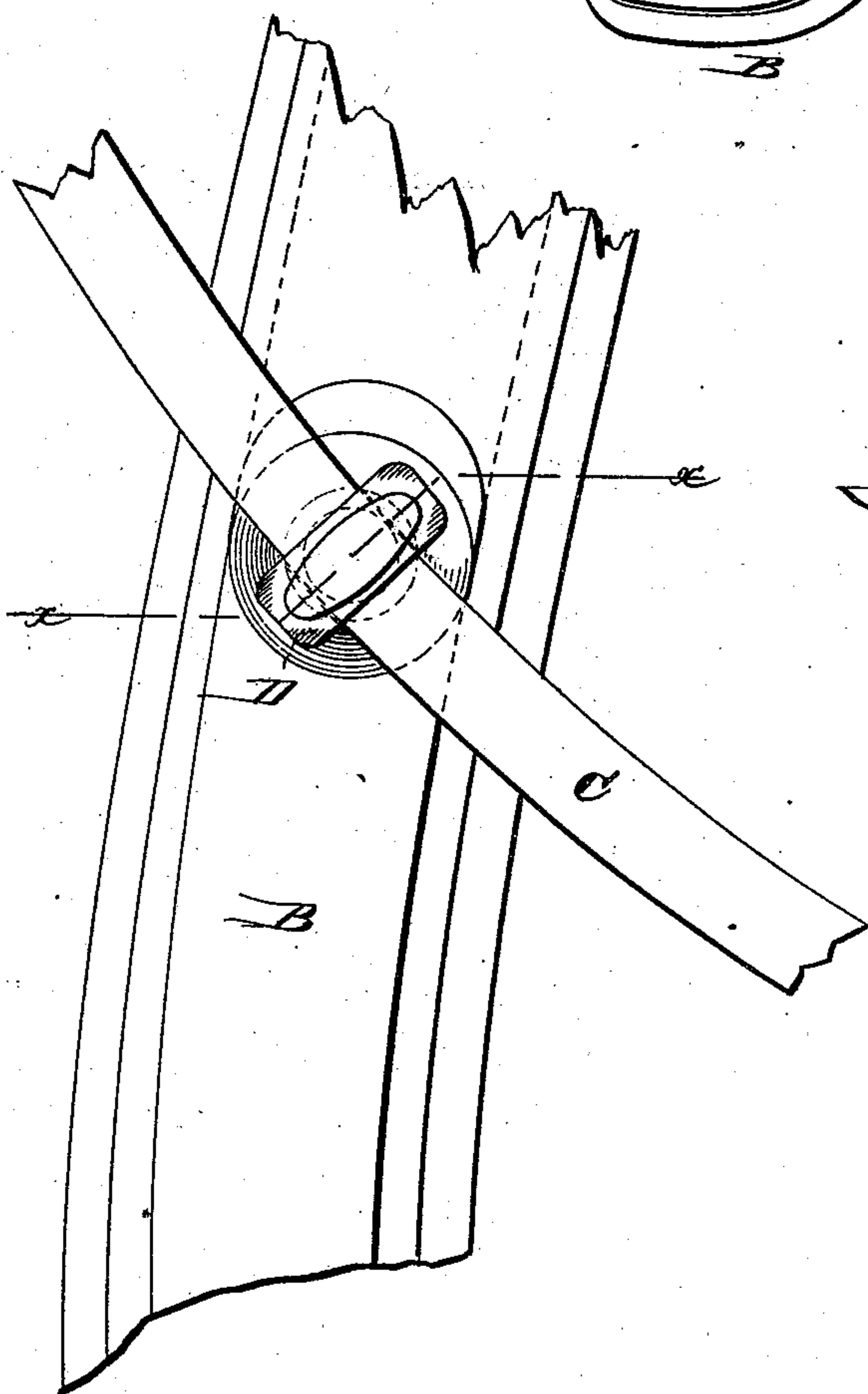
No. 236,064.

Patented Dec. 28, 1880.

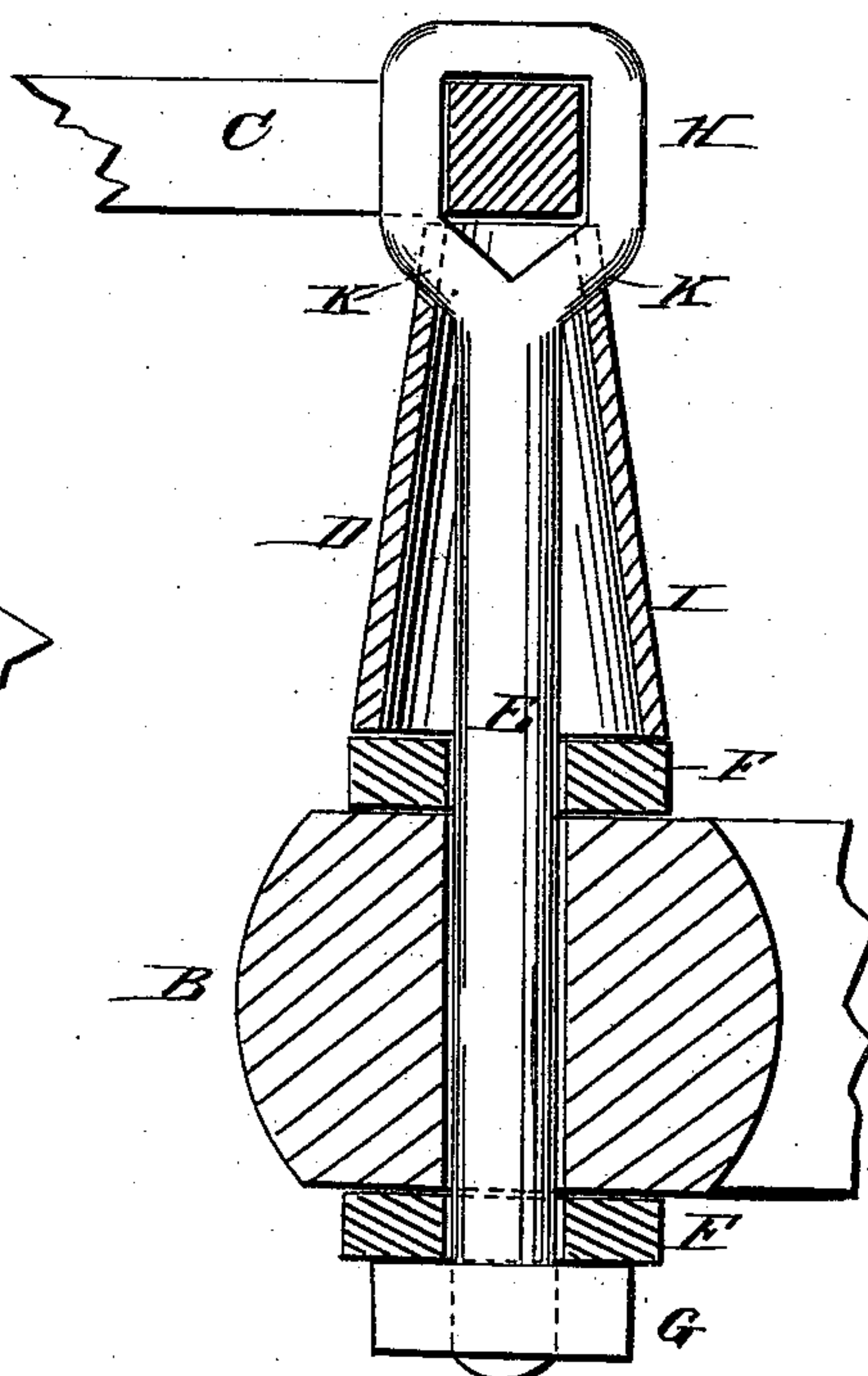
*Fig. 1.*



*Fig. 2.*



*Fig. 3.*



WITNESSES:

*Francis McAnally,*  
*C. Deagwick*

INVENTOR:

*L. J. M. Mortenson*  
BY *Mum Co*  
ATTORNEYS.

# UNITED STATES PATENT OFFICE.

LAURIDS J. M. MORTENSON, OF WESTERN UNION JUNCTION, WISCONSIN.

## WAGON-HOUND BRACE-HOLDER.

SPECIFICATION forming part of Letters Patent No. 236,064, dated December 28, 1880.

Application filed May 19, 1880. (No model.)

*To all whom it may concern:*

Be it known that I, LAURIDS J. M. MORTENSON, of Western Union Junction, in the county of Racine and State of Wisconsin, have  
5 invented a new and Improved Brace-Holder for Wagons, of which the following is a specification.

The object of my invention is to produce a  
10 brace holder or post by which the hounds and circle are firmly held together, and by the use of which the brace, instead of being weakened, as it is by some forms of holders, is strengthened.

In the drawings, Figure 1 is a perspective  
15 view of those parts of a wagon in connection with which my invention is used. Fig. 2 shows a portion of the brace attached by my improved holder to a portion of the hounds. Fig. 3 is a section taken on line *xx* of Fig. 2, showing the complete holder in section.  
20

Similar letters of reference indicate corresponding parts.

A is the axle, B the hounds, C the brace, and D the brace holders or posts.

25 The holder is constructed as follows: E is a bolt passing through the hound B and plates F thereon, and has at its lower end the nut G. The upper end of the bolt has an eye, H, which corresponds in shape with the section of the

brace. Between the eye and the upper plate, 30 F, of the hounds is the tubular washer-piece I, having at its upper end the notches K, in which rest the shoulders of the eye H. The parts, being in place, are clamped firmly by tightening the nut G.

I am aware that previous to my invention a  
35 tube had been placed between the brace and the hound; and the parts held together by a bolt passing through the brace; but this construction is objectionable, as the brace is much  
40 weakened by the bolt-hole.

Having thus described my invention, I claim as new and desire to secure by Letters Patent—

1. The brace-holder consisting of a bolt, E, 45 having at its upper end an eye, H, and at its lower end a screw-nut, G, in combination with the swivel-piece I, having at its upper end the notches K, substantially as and for the purpose described.

2. In combination with the hounds B and  
50 brace C, the bolt E, having eye H and nut G, and swivel-piece I, having notches K, as set forth.

LAURIDS J. M. MORTENSON.

Witnesses:

JOHN A. JOHANSEN,  
ABRAHAM ANDERSEN.