

(No Model.)

W. H. GILMAN.
Cigar Clipper.

No. 235,678.

Patented Dec. 21, 1880.

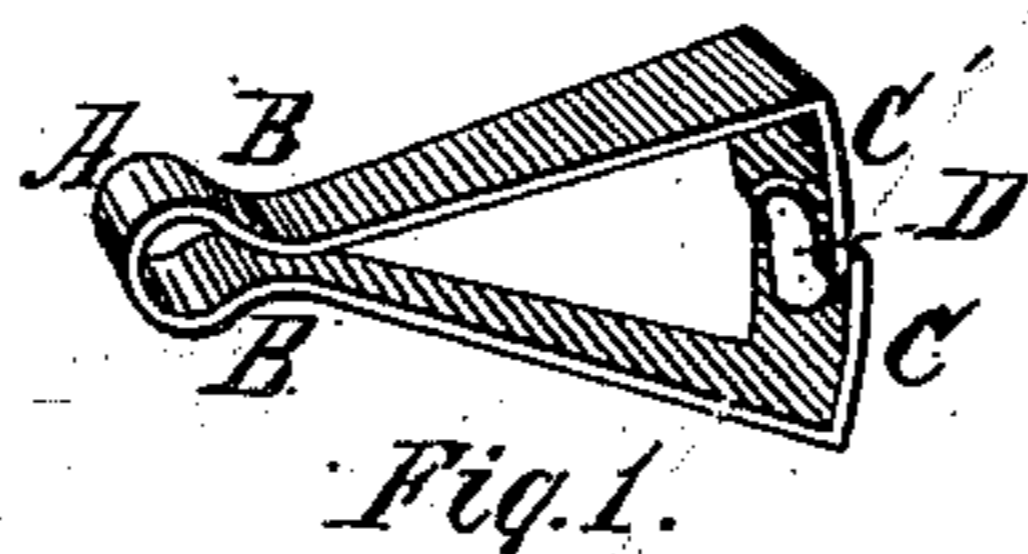


Fig. 1.

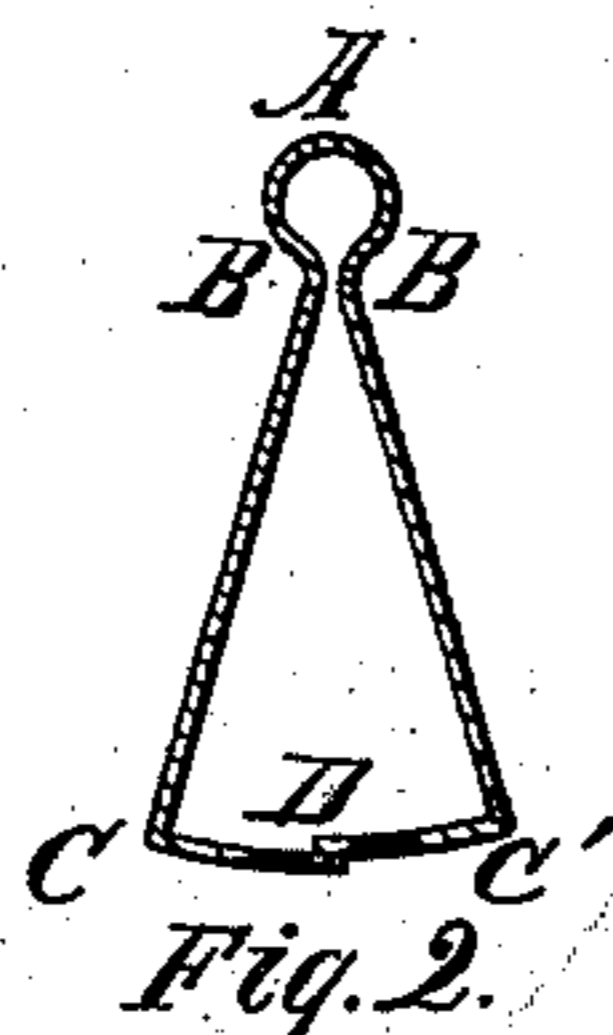


Fig. 2.

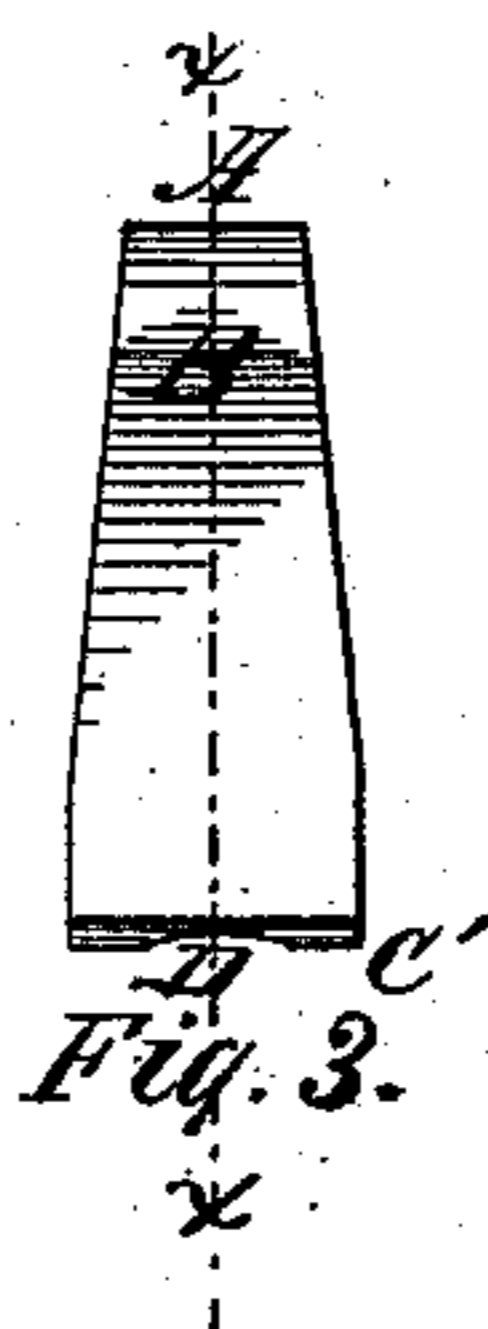


Fig. 3.



Fig. 4.

Witnesses:

J. G. Blount.

A. G. Little.

Inventor:

Willard H. Gilman.

per

F. A. Wiswell,

Attorney.

UNITED STATES PATENT OFFICE.

WILLARD H. GILMAN, OF STANSTEAD, QUEBEC, CANADA.

CIGAR-CLIPPER.

SPECIFICATION forming part of Letters Patent No. 235,678, dated December 21, 1880.

Application filed October 2, 1880. (No model.)

To all whom it may concern:

Be it known that I, WILLARD H. GILMAN, of the town of Stanstead, in the county of Stanstead and Province of Quebec, Canada, have invented certain new and useful Improvements in Cigar-Clippers; and I do hereby declare the following to be a full, clear, and exact description of the invention, such as will enable others skilled in the art to which it appertains to make and use the same, reference being had to the accompanying drawings, and to letters of reference marked thereon, which form a part of this specification.

My invention relates to cigar-clippers, and has for its object the clipping or removal of the pointed or superfluous ends of cigars by means of a small instrument which can be carried in the pocket or worn as a charm upon a watch-chain.

I attain the foregoing by the device illustrated in the accompanying drawings, in which—

Figure 1 is a perspective view of a device embodying my invention. Fig. 2 is a longitudinal section of the same, taken on the plane of the line $x x$, Fig. 3. Fig. 3 is a plan view of Figs. 1 and 2; and Fig. 4 is an end view of the same, showing the cutting end.

Similar letters refer to similar parts throughout the several views.

The whole device is made in one piece, the part A being bent to approximate the form of a circle, for the purpose of distributing the strain which may be applied to it over a large surface, and thus obviate the liability of breakage. Auxiliary to this are the reverse curves B B, of which there is one in each arm, as shown. These reverse curves approach each other when the free ends C C' are pressed together until the clipping is about half accomplished, when the reverse curves B impinge one upon the other, after which the strain or

bend comes on the parts B and tends to straighten them, at the same time decreasing the leverage of the arms B C' and B C and arresting the bend of the part A.

With this shape of cigar-clipper I am enabled to narrow the part A without materially decreasing its spring or opening tendency.

By narrowing the part A, as shown in Fig. 3, rings of proper size, inserted in the cylindrical hollow of the part A, will remain thereon without danger of becoming detached from the cigar-clipper when worn on a watch-chain, which would not be the case were the part A as wide as at C or C'.

Semicircular cutting-edges D are provided on the bent ends C C', the bevels of which are arranged in opposite directions to form shear-edges, the plane sides of which work in contact, while from the semicircular form of the cutting-edges the cigar is held in place until the cutting is accomplished.

In order to insure the constant contact of the plane sides of the semicircular cutting parts D during the operation of clipping, the bent ends C C' are made the arc of a circle whose radius is the center of the cylindrical portion A.

Having thus described my invention, I claim as new and desire to secure by Letters Patent—

The herein-described cigar-clipper having the reduced curved portion, reversely-curved parts, and the bent ends provided with segmental cutting-edges, as shown, and for the purposes set forth.

In testimony that I claim the foregoing I have hereunto set my hand this 11th day of September, 1880.

WILLARD H. GILMAN.

Witnesses:

F. A. WISWELL,
A. G. LITTLE.