

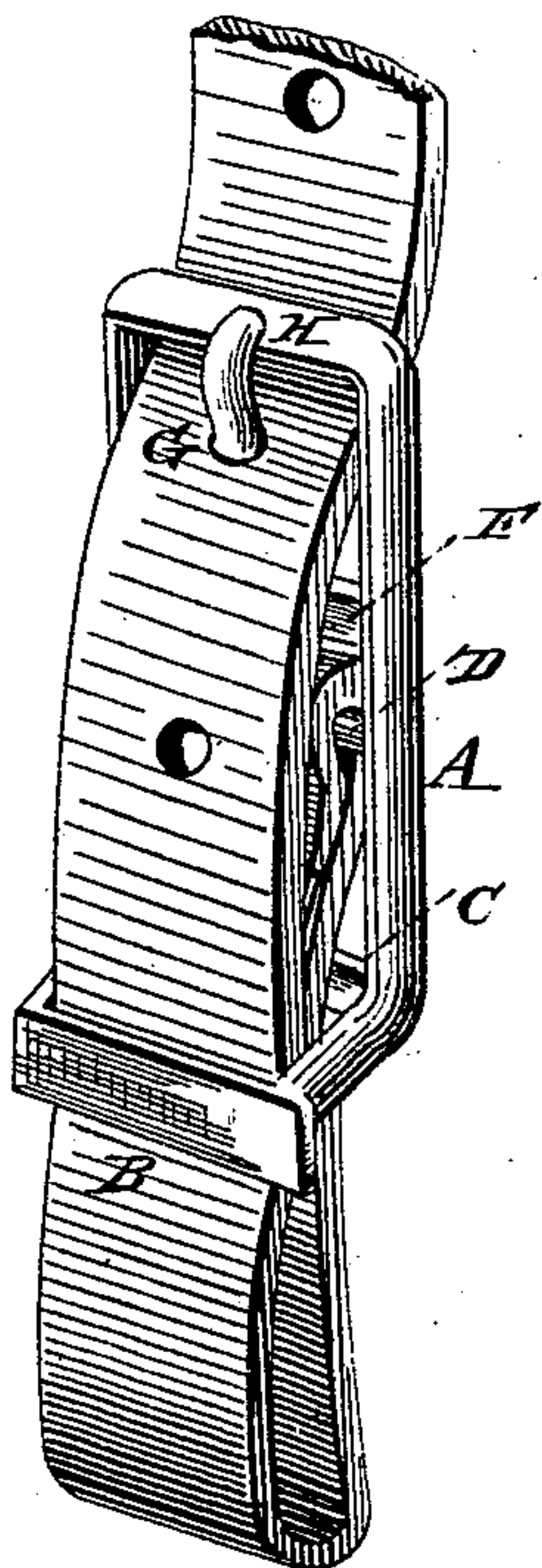
(Model.)

G. G. BUGBEE.  
Buckle.

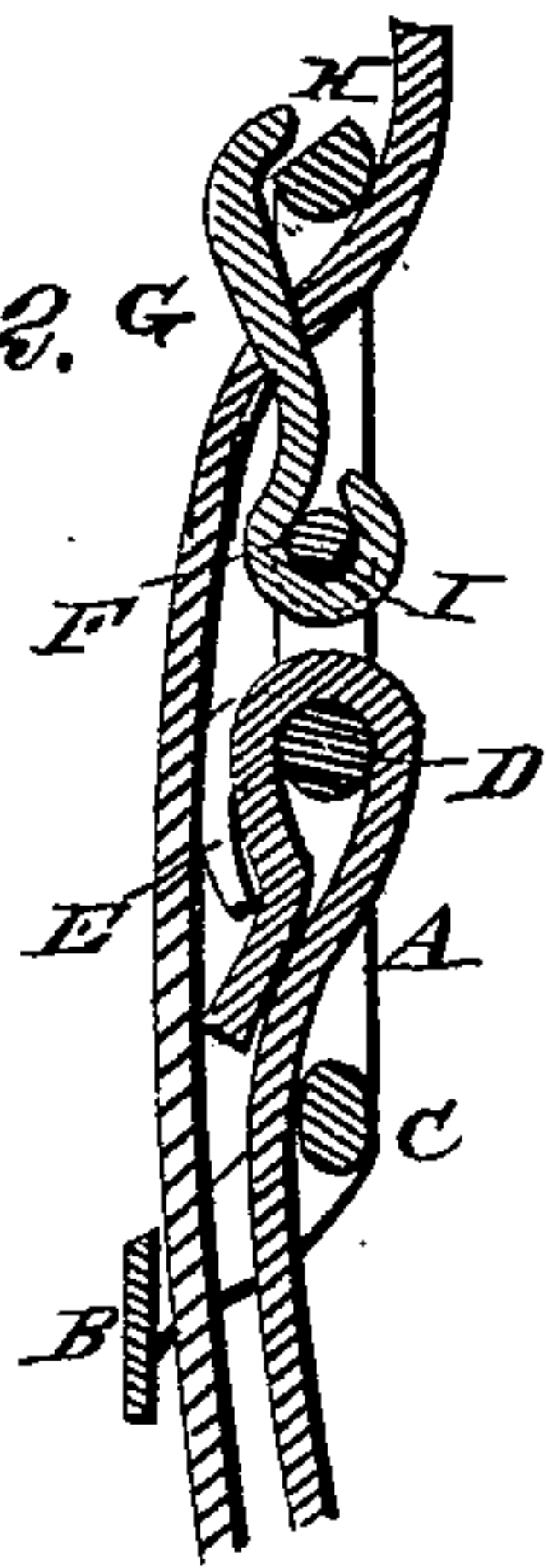
No. 234,849.

Patented Nov. 30, 1880.

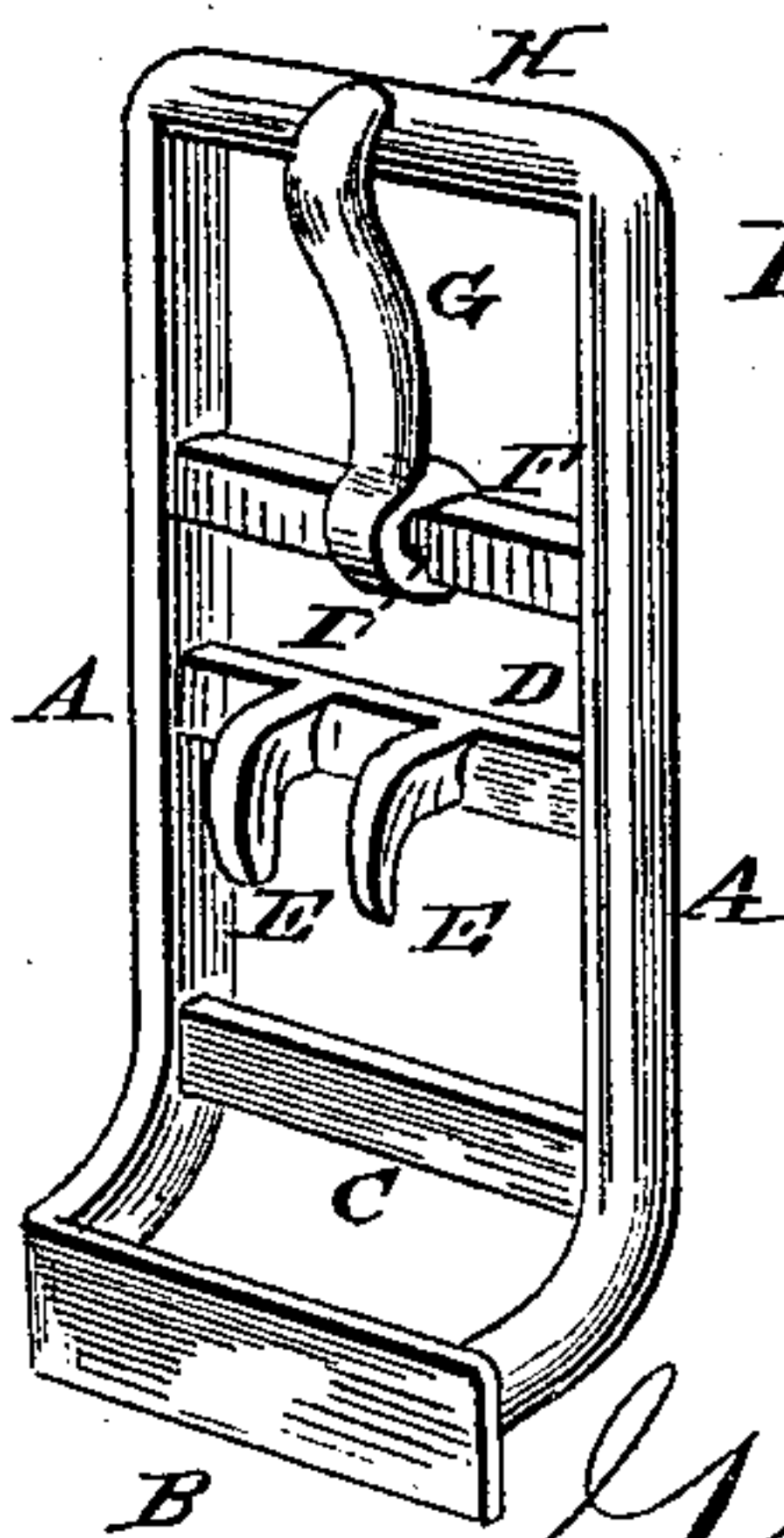
*Fig. 1.*



*Fig. 2.*



*Fig. 3.*



Witnesses:  
*Fred. G. Dieterich,*  
*J. R. Little,*

*G. G. Bugbee,*  
Inventor.  
*Chas. M. Bond Co.,*  
Attorneys.

# UNITED STATES PATENT OFFICE.

GEORGE G. BUGBEE, OF GONZALES, TEXAS.

## BUCKLE.

SPECIFICATION forming part of Letters Patent No. 234,849, dated November 30, 1880.

Application filed April 22, 1880. (Model.)

*To all whom it may concern:*

Be it known that I, GEORGE G. BUGBEE, of Gonzales, in the county of Gonzales and State of Texas, have invented certain new and useful Improvements in Buckles; and I do hereby declare that the following is a full, clear, and exact description of the invention, which will enable others skilled in the art to which it appertains to make and use the same, reference being had to the accompanying drawings, which form a part of this specification.

Figure 1 is a perspective view. Fig. 2 is a vertical longitudinal sectional view; and Fig. 3 is a perspective view of the buckle with the strap detached.

Corresponding parts in the several figures are denoted by like letters of reference.

This invention relates to buckles; and it consists in certain improvements in the construction of the same, which will be hereinafter fully described, and particularly pointed out in the claim.

In the drawings, A represents a frame, the rear end of which, B, is slightly raised, as shown, so as to readily accommodate the strap between the rear end piece, B, and the cross-piece C, which is arranged in close proximity thereto.

Near the middle of the frame the latter is provided with a cross-piece, D, having studs or tongues E E, which project in a rearward direction. Closely adjoining the cross-piece D is a third cross-piece, F, provided with a

pivoted tongue, G, which rests upon the front end piece, H, of the frame. The rear side of the cross-piece is provided with a recess, I, to receive the back of the tongue-joint, so that the latter shall not be in the way when the strap is to be passed between the cross-pieces F D after being adjusted upon the tongues or studs E of the latter.

In operation, the strap, after having its end adjusted upon the studs E, is passed down between cross-pieces D F, back over cross-piece C, forward under end piece B, next adjusted upon the pivoted tongue G, and finally adjusted under the end piece H.

My improved buckle is simple, durable, and easily adjusted.

Having thus described my invention, I claim and desire to secure by Letters Patent of the United States—

As an improvement in buckles, the frame A, having cross-piece C, arranged in close proximity to the raised end B, cross-piece D, having rearwardly-inclined studs E, and cross-piece F, having pivoted tongue G, substantially as and for the purpose set forth.

In testimony that I claim the foregoing as my own I have hereto affixed my signature in presence of two witnesses.

GEORGE GOODING BUGBEE.

Witnesses:

JOHN JOBE,

JNO. S. CONWAY.