

(Model.)

M. SWEET.
Curry Comb.

No. 234,501.

Patented Nov. 16, 1880.

Fig. 1.

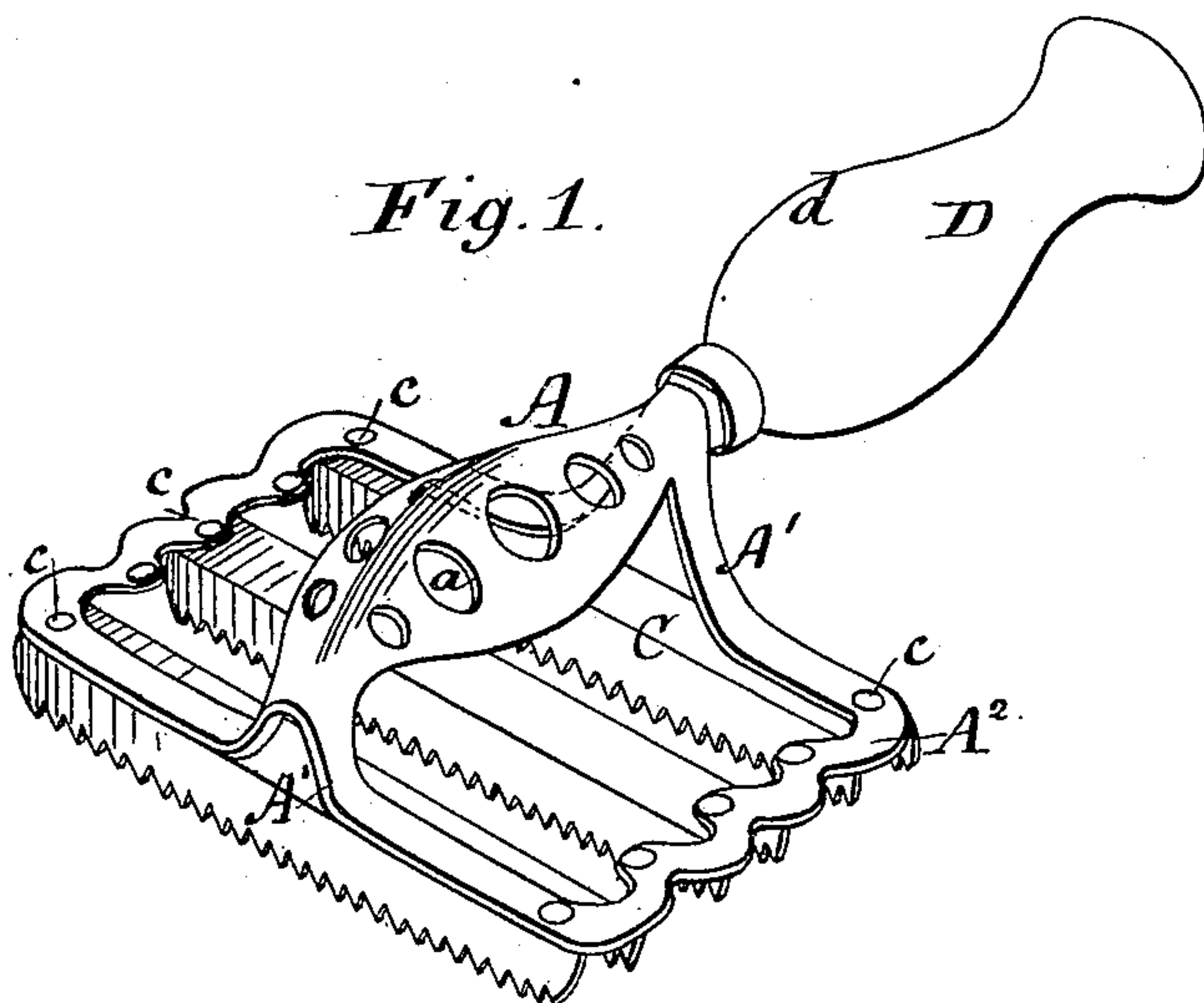


Fig. 2.

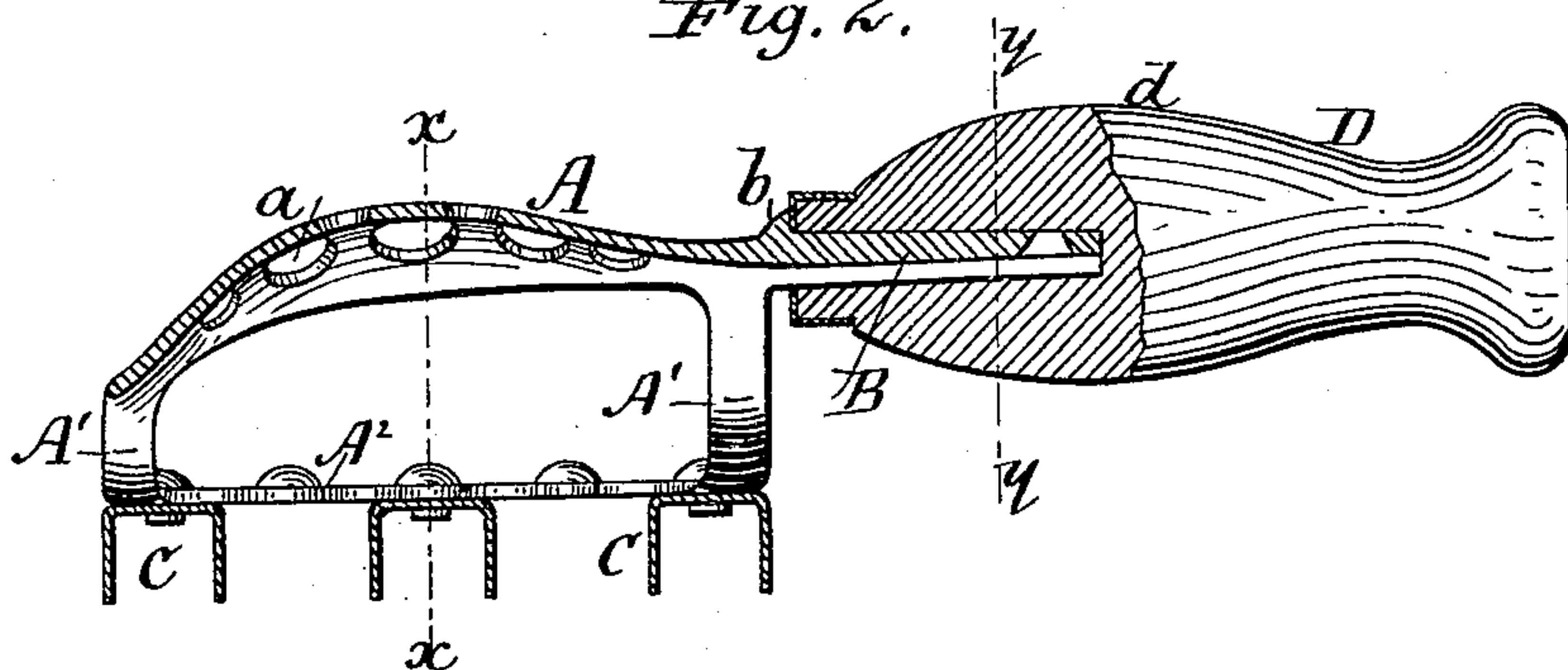


Fig. 3.

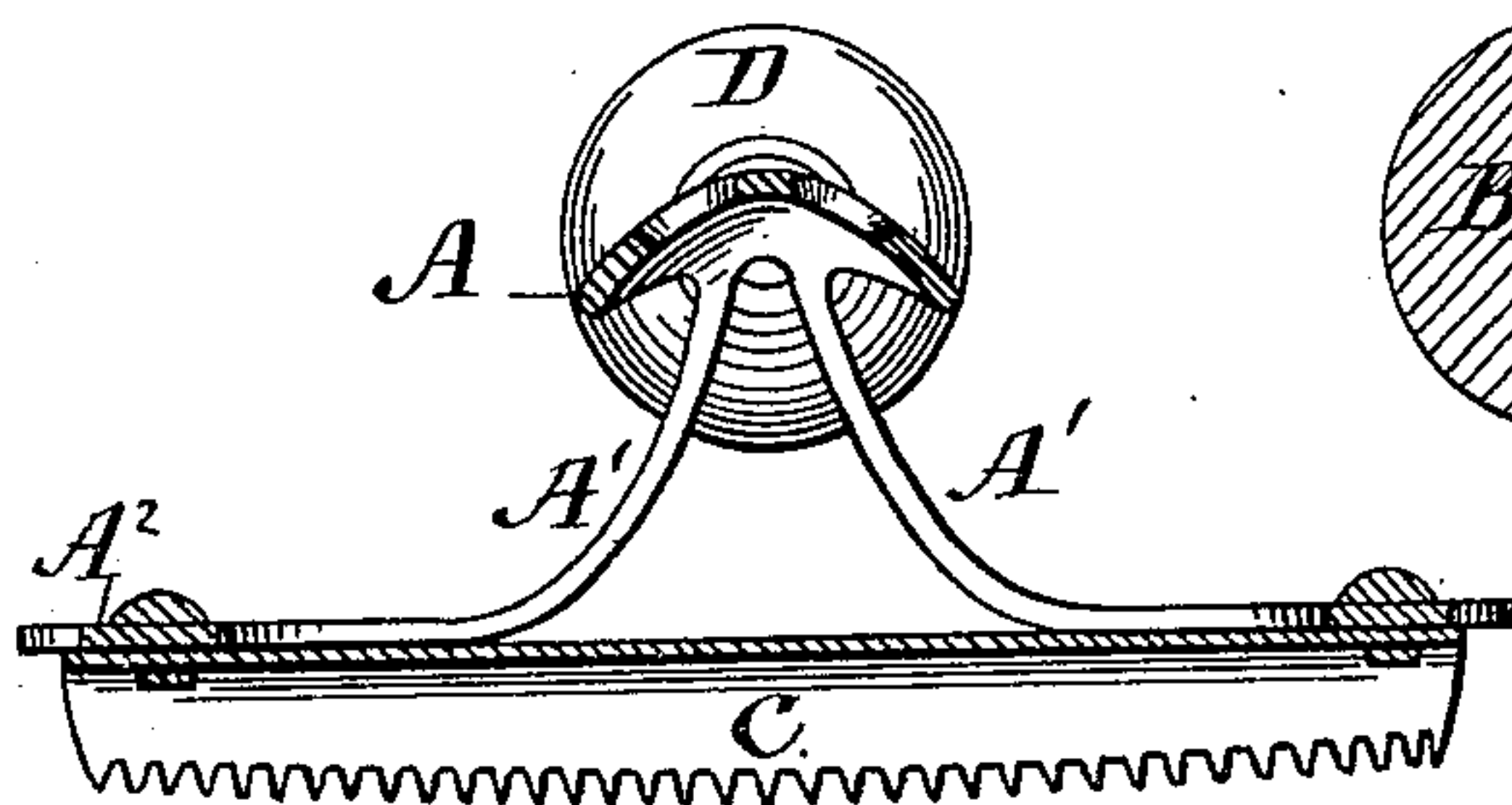
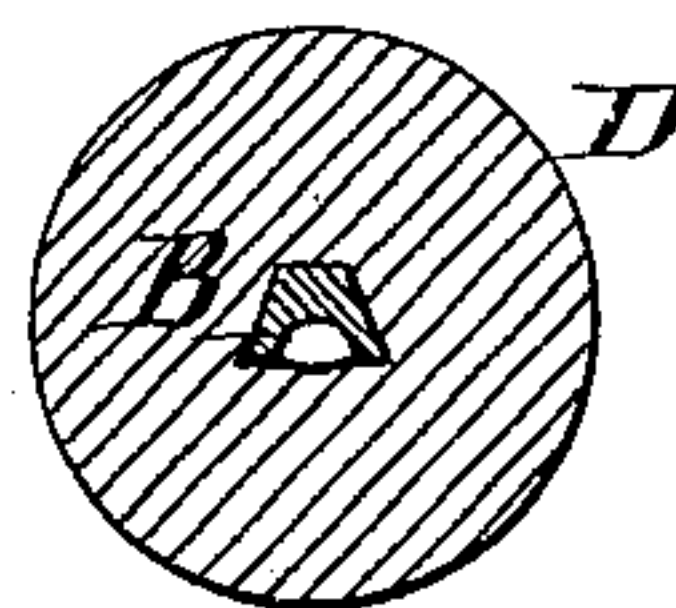


Fig. 4.



Witnesses

W. B. Masson:

W. E. Bowen

Inventor

Miles Sweet

by E. E. Masson/
att'y.

UNITED STATES PATENT OFFICE.

MILES SWEET, OF TROY, NEW YORK, ASSIGNOR OF ONE-HALF TO SWEET & CLARK AND ONE-HALF TO WM. P. KELLOGG, ALL OF SAME PLACE.

CURRY-COMB.

SPECIFICATION forming part of Letters Patent No. 234,501, dated November 16, 1880.

Application filed August 20, 1880. (Model.)

To all whom it may concern:

Be it known that I, MILES SWEET, of Troy, in the county of Rensselaer and State of New York, have invented certain new and useful Improvements in Curry-Combs, of which the following is a specification.

This invention relates to curry-combs provided with a metallic handle above the comb-bars, besides an ordinary handle.

Heretofore this additional metallic handle has most commonly been made of wires diverging from the tang at various angles. Others have been made in the form of a flat strip of metal cast with the frame or secured thereto.

The object of my invention is mainly to provide the top of a curry-comb with a metallic handle constructed to fit the palm of a person's hand to prevent its chafing when grasped and in use, and to have this handle well secured and braced to the comb-bars and to the wooden handle.

My invention consists in a metallic handle for curry-combs of elliptical and concavo-convex form provided with bifurcated extensions at each end to brace and secure it to the comb-bars.

In the accompanying drawings, Figure 1 represents the curry-comb in perspective. Fig. 2 represents the same in longitudinal section. Fig. 3 represents the same in transverse section through the metallic handle on line of xx of Fig. 2. Fig. 4 is a transverse section through the wood handle and comb-tang on line yy of Fig. 2.

In the drawings, A designates the metallic handle. It is cast in one piece, with bifurcated extensions or supports A' at each end to keep it well braced to and elevated above the comb-plates C, and said extensions A' are generally united together at each end by the scalloped pieces A^2 , forming a continuous frame, to which the comb-plates are riveted at c . This frame is provided with a tang, B, to be received into the wooden handle D, made of the usual form (with the middle portion, d , the largest) to fit the palm of a person's hand. The upper face of the handle A is convex to give thereto the same bearing against the palm of a person's hand obtained in the handle D. The under face is made concave mainly to render the amount of metal used in its construction as small as possible. Otherwise it may be made flat or even convex. This concavo-convex han-

dle A has a series of perforations, a , to still further lighten it and give passage for the perspiration of the hand grasping it. By this construction I obtain a very light and easily-held metallic handle. To secure it to the handle D it has the tang B, which is of peculiar form in cross-section.

Heretofore tangs of curry-combs have generally been made square in cross-section, the square angles being to keep said tang from turning and becoming loose in the handle under the rapping to which curry-combs are often subjected to remove the dust therefrom; but I have found that a tang having some sharp or acute angles in its periphery remains still better united to its handle, and now I make the form of this tang trapezoidal in cross-section, as shown in Fig. 4, the under side being also slightly concave; and to cover the inner end of the wooden handle and improve the finished appearance of the device I provide the tang with a beveled shoulder, as shown at b .

The curry-comb above described can be conveniently grasped by its concavo-convex handle A, the operator's thumb taking position against either pair of extensions A' at each end thereof, or by its wooden handle D, in the usual manner.

The curry-comb is shown with the whole of its frame and metallic handle in one piece; but I also construct combs of this nature with the end pieces, A^2 , separate from the handle and rivet the bifurcated extensions A' to the first and last comb-plates. These handles can be cast and sold to manufacturers of curry-combs independently of the wooden handle and comb-plates.

Having now fully described my invention, I claim—

1. As a new article of manufacture, a handle for curry-combs having its grasping portion concavo-convex, bifurcated extensions to secure it to comb-plates, and a tang at one end upon which to place a wooden handle, substantially as described.

2. In combination with the comb-plates C of a curry-comb, end pieces, A^2 , and extensions A' , the concavo-convex metallic handle A, substantially as and for the purpose described.

MILES SWEET.

Witnesses:

J. W. PALMER,
CALE. H. JENIO.