

(No Model.)

T. C. KENNEDY.
Stove Bottom.

No. 232,040.

Patented Sept. 7, 1880.

Fig. 1

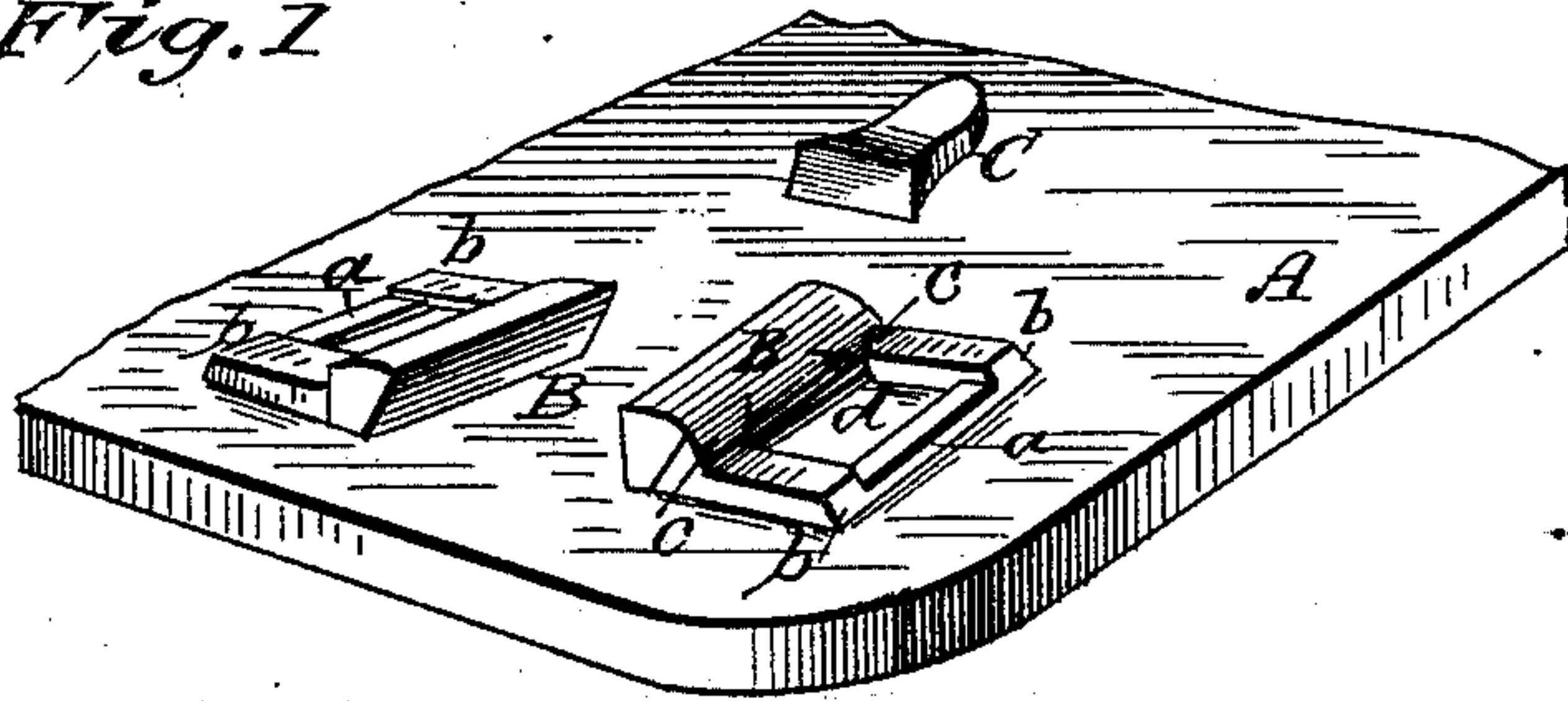


Fig. 2.

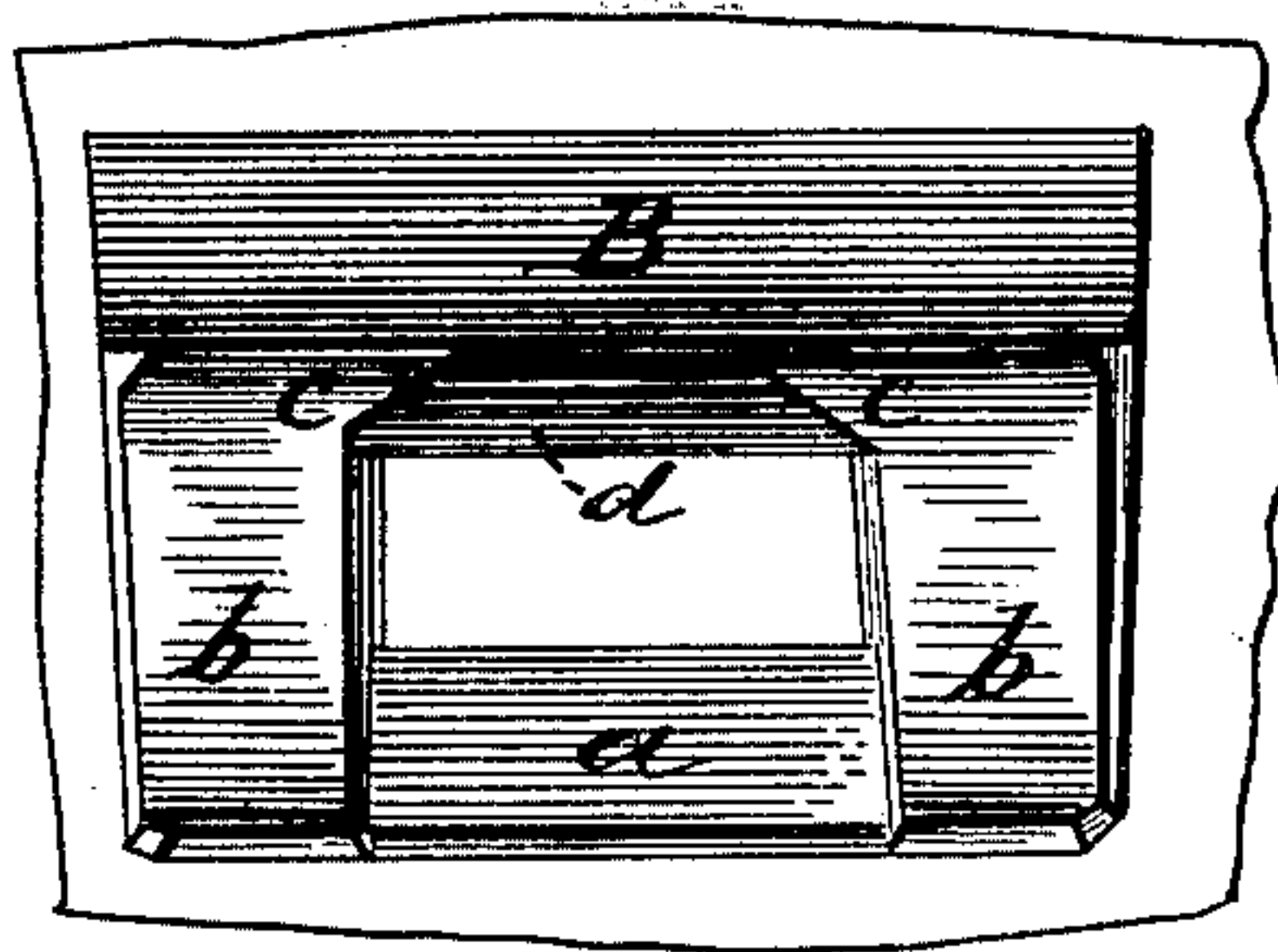


Fig. 4.




Fig. 5

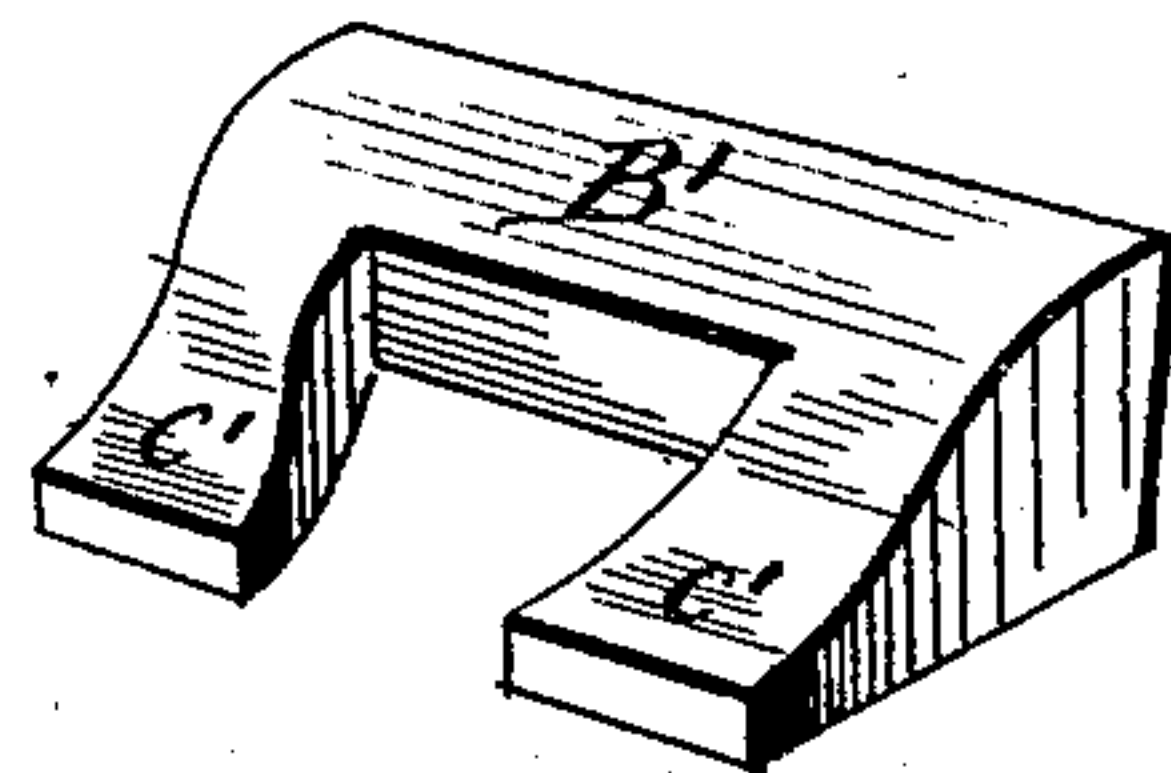
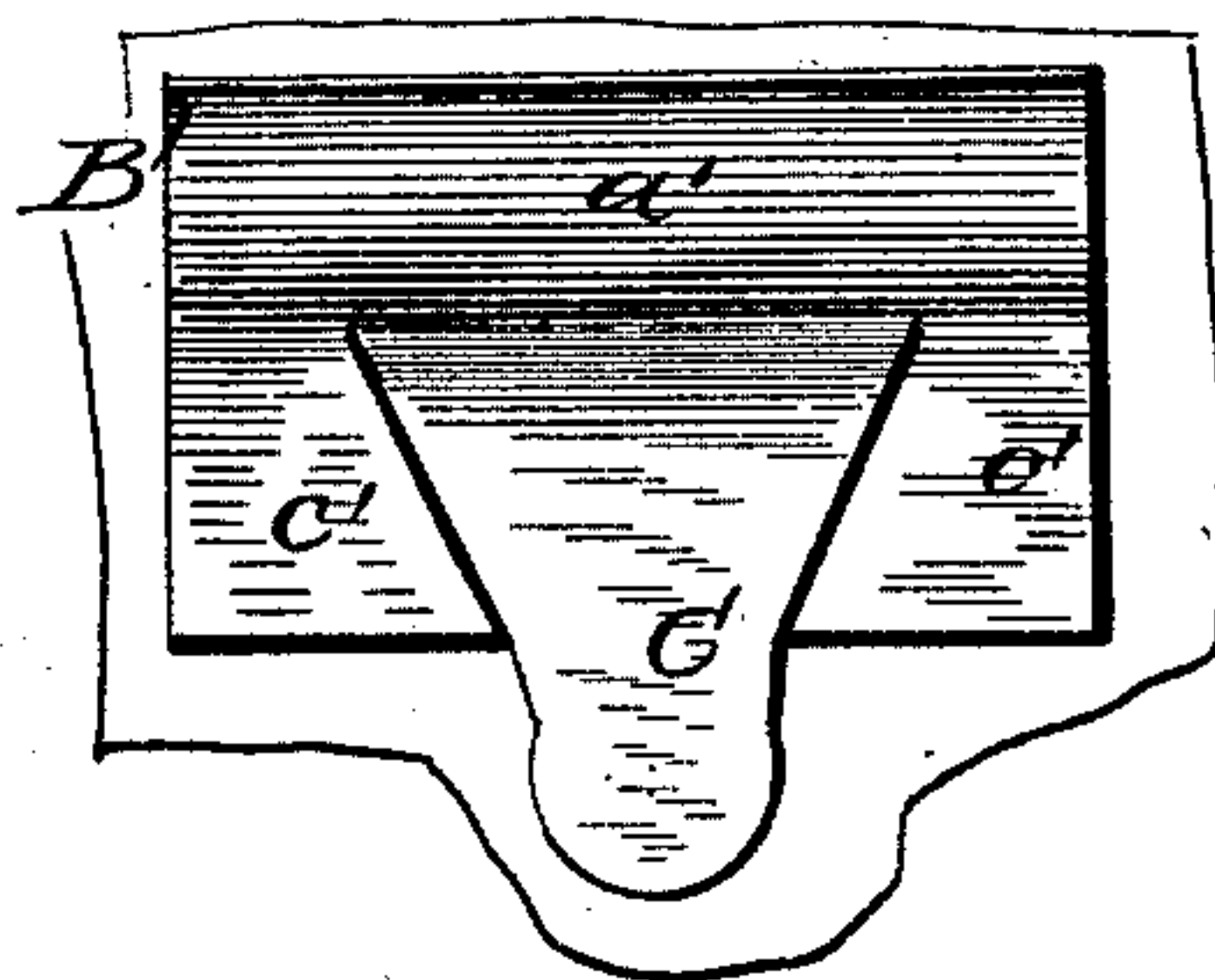


Fig. 3.



WITNESSES:

Fred. E. Dietrich
Jos. T. Power

INVENTOR:

Thomas C. Kennedy
by Louis Bagger
ATTORNEYS.

UNITED STATES PATENT OFFICE.

THOMAS C. KENNEDY, OF WEST TROY, NEW YORK.

STOVE-BOTTOM.

SPECIFICATION forming part of Letters Patent No. 232,040, dated September 7, 1880.

Application filed April 5, 1880. (No model.)

To all whom it may concern:

Be it known that I, THOMAS C. KENNEDY, of West Troy, in the county of Albany and State of New York, have invented certain
5 new and useful Improvements in Stove-Bottoms; and I do hereby declare that the following is a full, clear, and exact description of the invention, which will enable others skilled in the art to which it appertains to make and
10 use the same, reference being had to the accompanying drawings, which form a part of this specification, and in which—

Figure 1 is a perspective view of a portion or section of a stove-bottom provided with my
15 improvement. Fig. 2 is an enlarged view of one of the detachable cleats with its stay, which constitutes my improvement. Fig. 3 is a similar view, representing a modification of the construction shown in Fig. 2; and Figs.
20 4 and 5 are perspective views of the detachable cleats represented in Figs. 1 and 3 respectively.

Similar letters of reference indicate corresponding parts in all the figures.

25 The object of my invention is to produce a simple means of attaching legs or supports to stove-bottoms; and it consists in casting the said bottom with peculiarly-constructed stays adapted for the insertion of detachable cleats;
30 and in the combination, with a bottom of this construction, of detachable cleats adapted to hold the legs in position, substantially as hereinafter more fully set forth.

35 In the drawings, A represents a corner section of a stove-bottom provided with my improvement. This bottom is cast with stays for the insertion of the detachable cleats B.

40 On the annexed drawings I have shown two modifications of the stays—viz., a bar, *a*, terminating at each end in a raised shoulder, *b b*, at

right angles to the bar *a*, and which, in turn, terminates in a wedge-shaped catch or projection, *c c*, the points of which face each other. In this manner a recess is formed for the insertion of the detachable cleat B, which is cast
45 with a dovetailed projecting head, *d*, that fits into the said recess, and is prevented from slipping out by the wedge-shaped wings *c c* of the stay.

If desired, this arrangement may be reversed, and instead of casting the cleat stay or holder with a slot or recess, it may consist simply of a dovetailed head, C, upon which may be inserted a cleat, B', made with wedge-shaped wings *c' c'*, between which and its bar
55 *a'* the head C is inserted.

The face of each of the cleats B B or B', as the case may be, is beveled, so that when the three are in position in their respective stays a dovetailed inlet or recess is formed in each
60 corner of the stove-bottom (see Fig. 1) for the reception of a leg, which, as usual, is provided with a dovetailed projection for insertion between the cleats, and by which it is attached
65 to the stove-bottom.

Having thus described my invention, I claim and desire to secure by Letters Patent of the United States—

The combination, with a stove or range bottom provided with the stays *a b c*, of the detachable cleats B, substantially as and for the
70 purpose set forth.

In testimony that I claim the foregoing as my own I have hereto affixed my signature in presence of two witnesses.

THOMAS COLLEIGAN KENNEDY.

Witnesses:

S. W. KENNEDY,
TH. VITALIUS.