

(No Model.)

2 Sheets—Sheet 1.

E. M. BEMENT.
Portable Bathing Apparatus.

No. 231,984.

Patented Sept. 7, 1880.

Fig. 1.

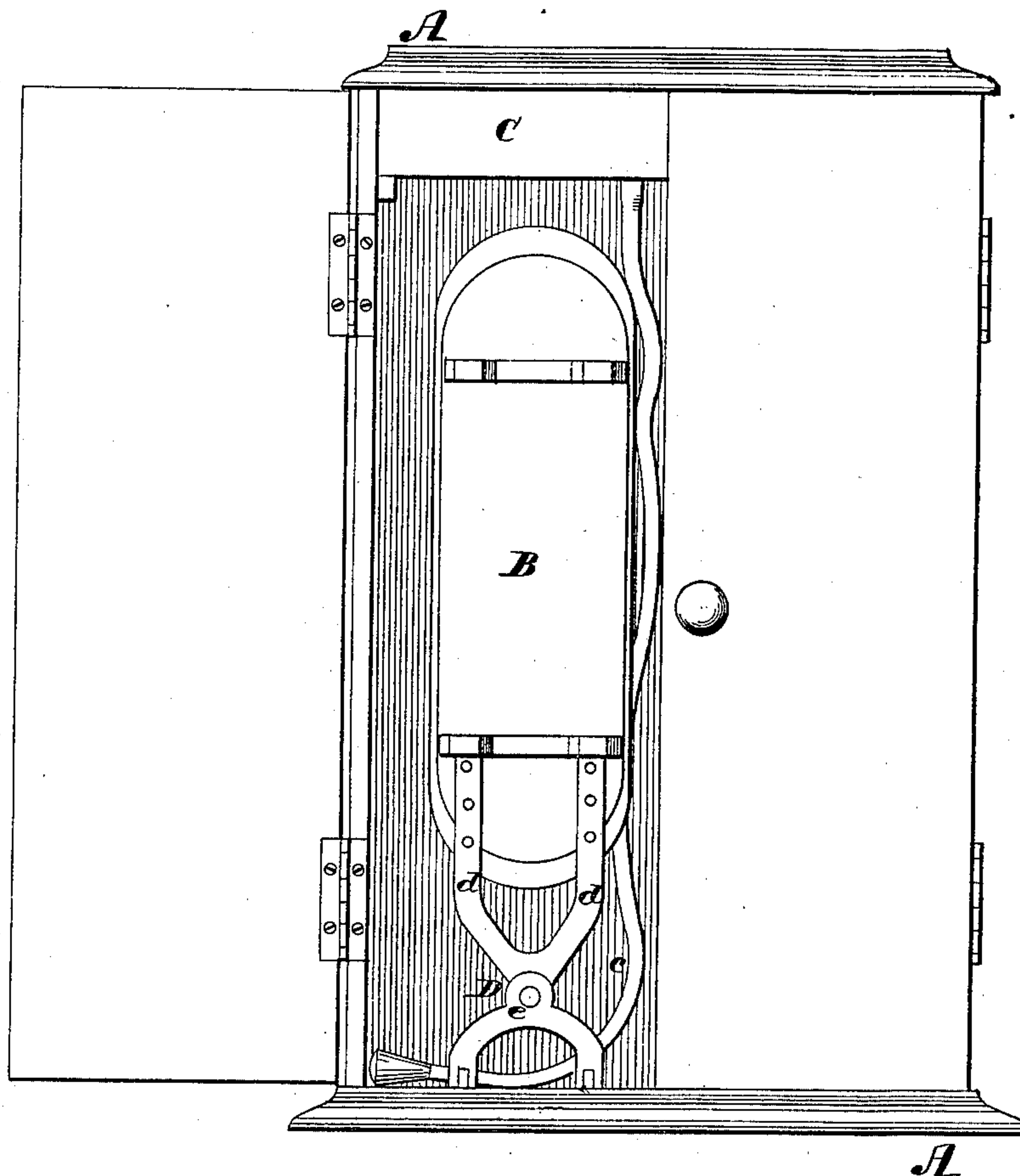
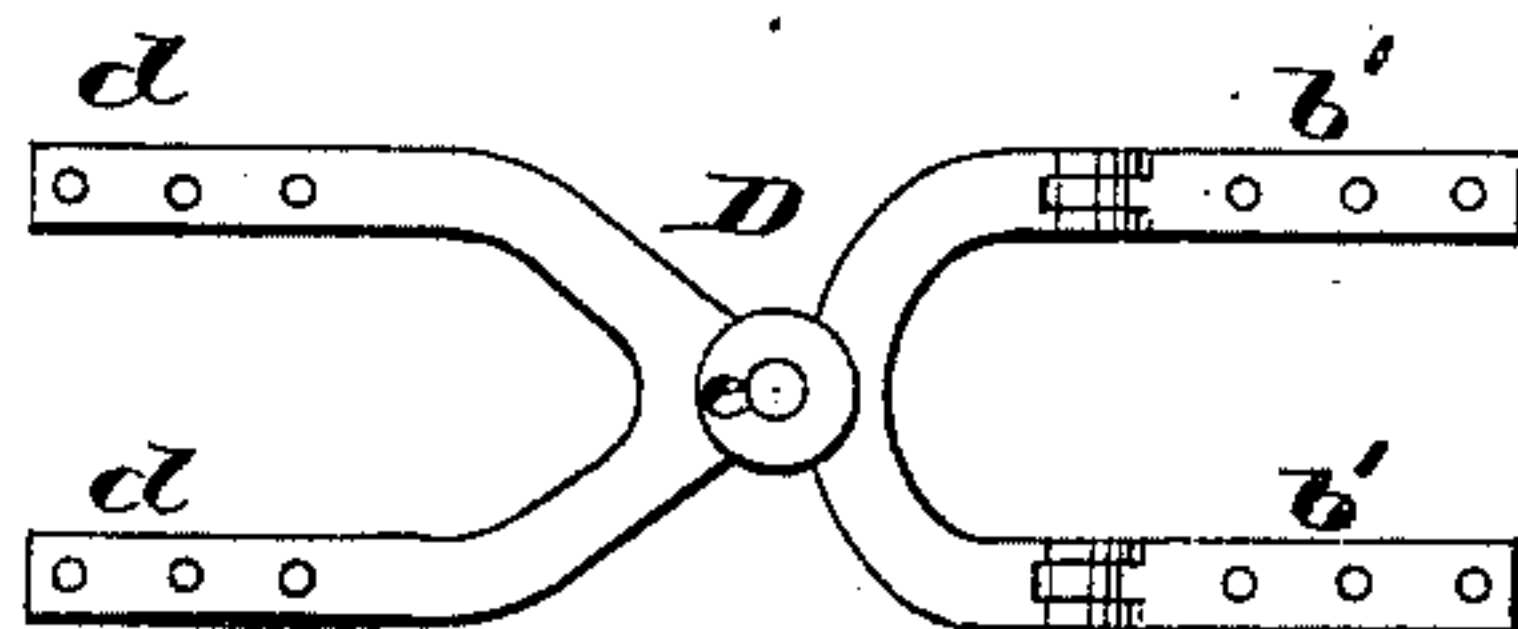


Fig. 3.



WITNESSES.
H. A. Parker.
M. J. H. H. H.

INVENTOR.
E. M. Bement
per Chas. H. Forbes
Attorney

(No Model.)

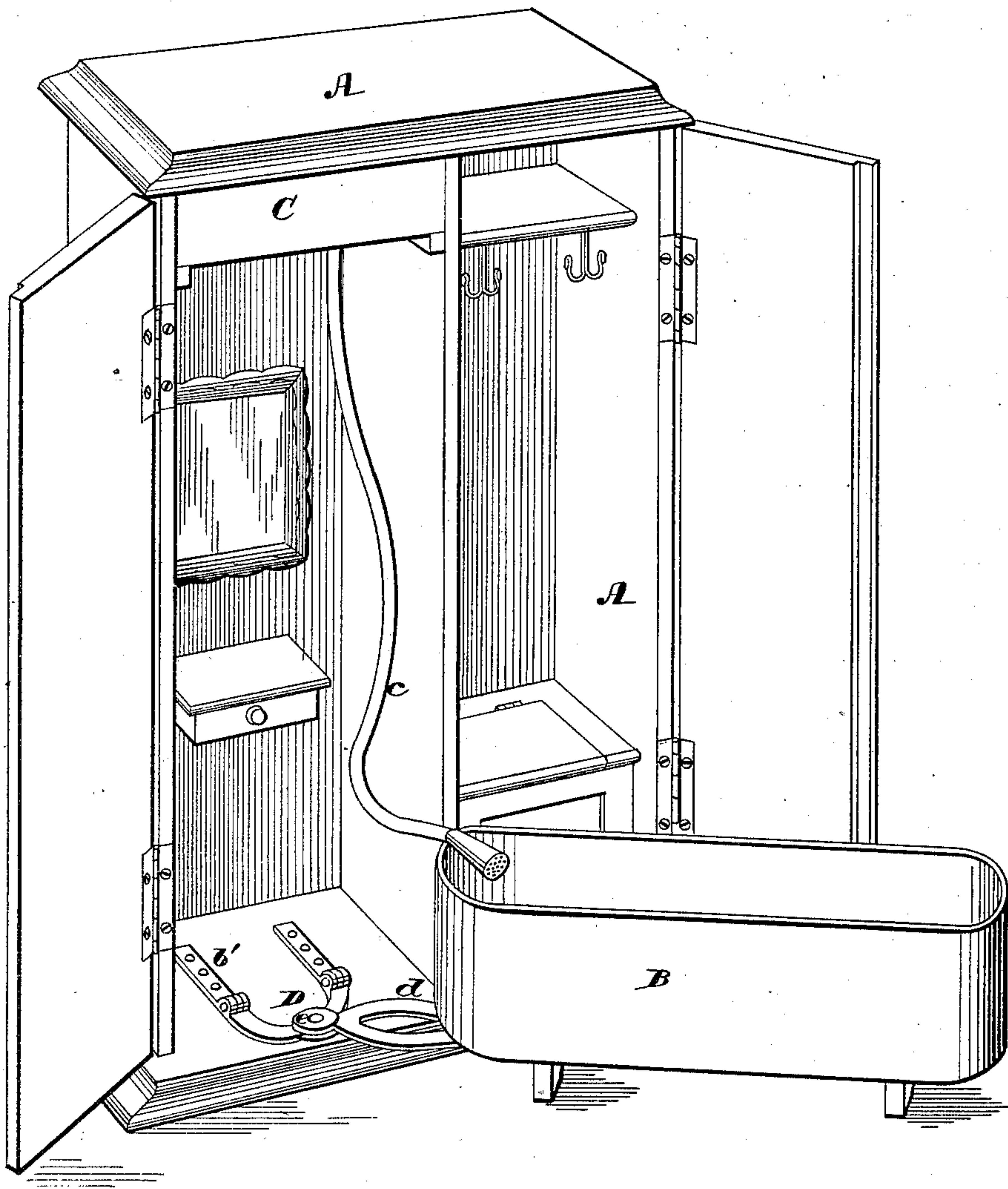
2 Sheets—Sheet 2.

E. M. BEMENT.
Portable Bathing Apparatus.

No. 231,984.

Patented Sept. 7, 1880.

Fig. 2.



WITNESSES.

H. H. Parker.

M. J. Allen

INVENTOR.

Ernest M. Bement

per Chas. H. Forbes

Attorney

UNITED STATES PATENT OFFICE.

ERNEST M. BEMENT, OF NEW YORK, N. Y., ASSIGNOR TO HIMSELF AND MORRIS S. ALLEN; SAID ALLEN ASSIGNOR TO ALICE M. ALLEN, ALL OF SAME PLACE.

PORTABLE BATHING APPARATUS.

SPECIFICATION forming part of Letters Patent No. 231,984, dated September 7, 1880.

Application filed June 11, 1880. (No model.)

To all whom it may concern:

Be it known that I, ERNEST M. BEMENT, of the city, county, and State of New York, have invented a new and useful Improvement in Portable Bath or Toilet Sets; and I do hereby declare that the following is a full, clear, and exact description thereof, reference being had to the accompanying drawings, forming a part of this specification, in which—

Figure 1 represents a front elevation of the apparatus, showing the interior of one of the compartments, with the bath-tub in position when not in use, and Fig. 2 a perspective view of the apparatus, showing the whole interior, with the bath-tub in position when used.

Similar letters of reference indicate corresponding parts in the several figures.

The cabinet A is constructed similar to and resembles a wardrobe. The interior is divided into two compartments, one of which contains the bath-tub, elevated water-tank, mirror, and such other conveniences as may be desirable for bathing or toilet purposes, and the other containing a commode, nest of drawers, or other convenience.

The bath-tub B is connected to the floor of the compartment by means of the hinged attachment D, one leaf, *b'*, being secured to the cabinet in the ordinary way, and the other, *d*, to the bath-tub, an intermediate pivot, *e*, being

provided to permit a movement of the tub to the right or left when lowered to a horizontal position, as shown in Sheet 2.

C represents an elevated water-supply tank, which may be provided with an independent cover to gain access to its interior, or the whole top of the cabinet may be hinged and constitute a covering entire.

The pipe *c*, for conveying water from the tank to the tub, is preferably of flexible tubing, so that a perforated nozzle may be connected thereto and the device used for showering.

It is not deemed necessary to enter further into the details of construction connected with this invention. The design, kind of material used, and attachments employed to render the set attractive and convenient, are matters of selection, and may properly be left to the various tastes of purchasers.

What I claim, and desire to secure by Letters Patent, is—

The combination, with the cabinet A, of the tub B, hinged to the interior of the cabinet by the connections *b' d*, pivoted together at *e*, substantially as set forth.

ERNEST M. BEMENT.

Witnesses:

CHAS. W. FORBES,
M. S. ALLEN.