

J. VOOS.
Package Holder.

No. 231,975.

Patented Sept. 7, 1880.

Fig. 1.

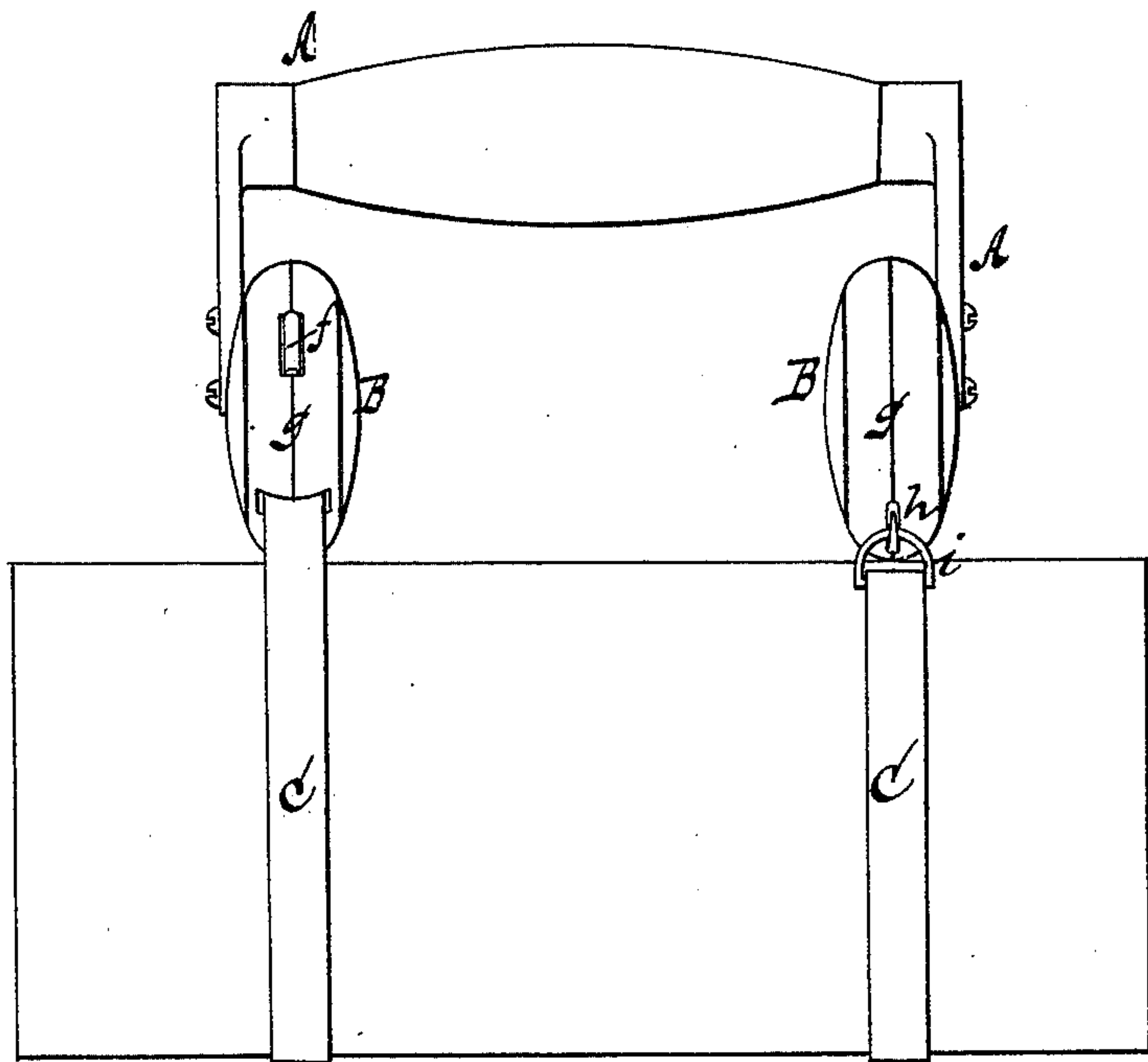

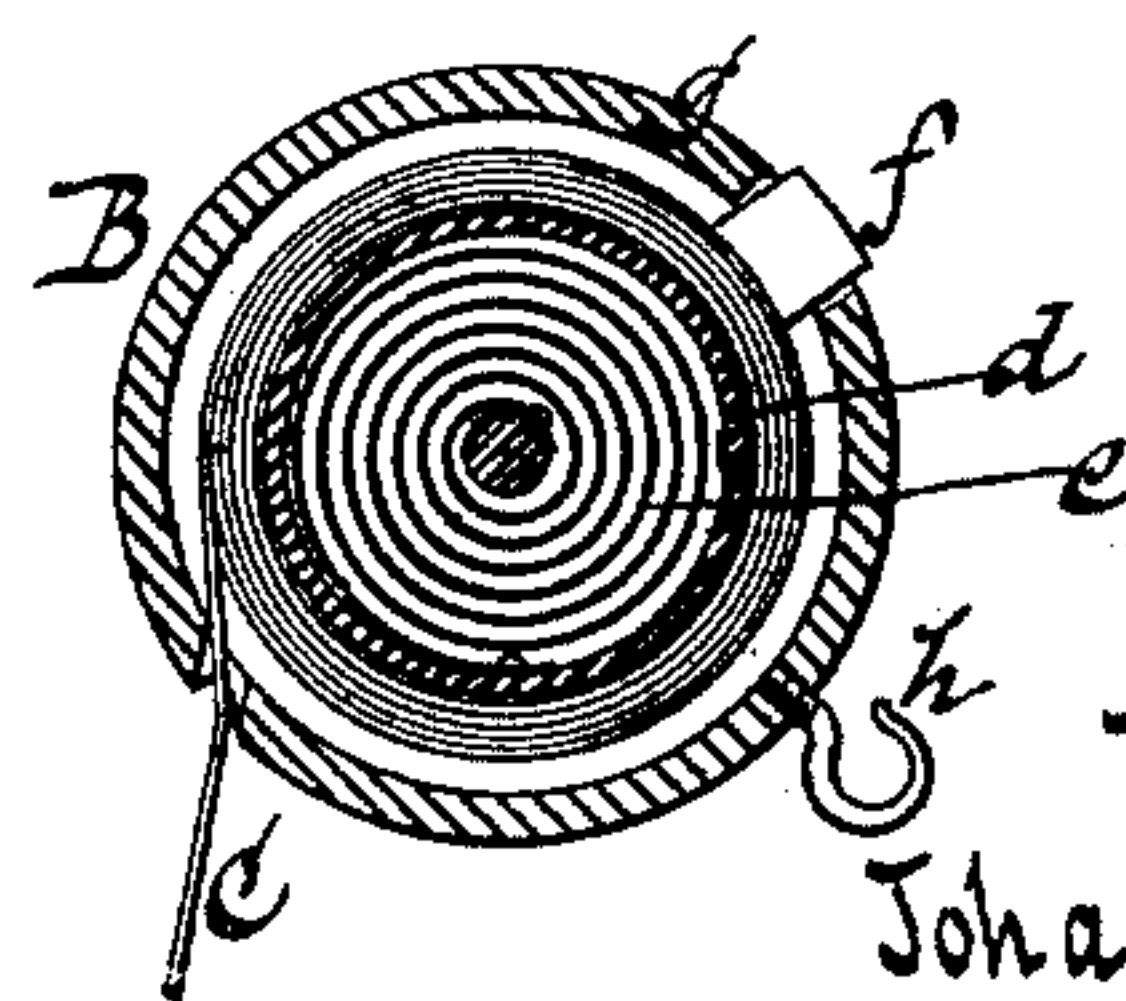


Fig. 2.



Witnesses
Otto Hufeland
Wm. Miller

Fig. 3.



Inventor
Johanna Voos.
by Van Santvoord & Hauff
her attys.

UNITED STATES PATENT OFFICE.

JOHANNA VOOS, OF NEW YORK, N. Y., ASSIGNOR TO HERSELF AND
ABRAHAM KAUFMANN, OF SAME PLACE.

PACKAGE-HOLDER.

SPECIFICATION forming part of Letters Patent No. 231,975, dated September 7, 1880.

Application filed February 4, 1880.

To all whom it may concern:

Be it known that I, JOHANNA VOOS, of the city, county, and State of New York, have invented a new and useful Improvement in Package-Holders, which improvement is fully set forth in the following specification, reference being had to the accompanying drawings, in which—

Figure 1 shows my invention applied to a package. Fig. 2 is an end view thereof. Fig. 3 is a sectional view of one of the spring-reels.

Similar letters indicate corresponding parts.

My invention relates to straps for carrying packages; and it consists in the combination of a handle-frame, two independent spring-reels mounted in such frame, and two straps, one to each reel, connected to the winding parts of the reels at one end and connected to fixed parts of the apparatus at the other end, so that the straps form loops adapted to receive a package, while the reels act on the straps with a tendency to wind and tighten the same, respectively, thereby insuring a firm hold of the straps on the package, whether the latter be of a regular or irregular shape.

Hooks and eyes, or other similar devices, are used to connect the straps with the fixed parts of the apparatus, as stated, so that the straps may be unlooped and applied to the package in that condition.

In the drawings, the letter A designates the handle-frame; B B, the two spring-reels, and C C the two straps.

The frame A consists of a handle, of suitable shape and material, and of arms at the opposite ends of the handle, as shown clearly in Fig. 1.

The reels B B are of ordinary construction, the same consisting, respectively, of a winding barrel, *d*, subjected to the action of a coiled spring, *e*, a spring-catch, *f*, acting on the strap, and of a casing, *g*, by which latter each reel is fastened to one of the arms of the handle-frame A.

The straps C C are made of woven fabric, leather, or other suitable material, and are connected to the winding-barrels of the reels B B at one end and connected to the reel-casings *g* at the opposite end, the last-named purpose being effected by means of hooks and eyes *h i*, or other similar devices, so that the

straps form loops adapted to receive or embrace a package.

It will be seen that by the action of the reels B B each of the straps C C is wound and kept taut independently of the other, and hence a package placed in the straps is clamped or held tight whether it have straight sides or irregular sides.

The hooks and eyes *h i*, or their substitutes, allow the straps C C to be disconnected from the reel-casings *g*, and thus to be unlooped, so that if, for example, it is desired to tie the straps around a package, this may be accomplished without difficulty. The straps, however, may be permanently attached to the reel-casings, and the same can, moreover, be connected or attached to the handle-frame A instead of the reel-casings, with a like result.

In some cases I furnish the straps C C with loose rings, or other similar devices, for taking hold of and withdrawing the same from the reels.

I am aware that it is not new to use two cords or straps with a spring-reel common to both, and I do not claim such as my invention; but

What I claim as new, and desire to secure by Letters Patent, is—

1. The combination of a handle-frame, two independent spring-reels mounted in such frame, and two straps, one to each reel, connected to the winding parts of the reels at one end and connected to fixed parts of the apparatus at the opposite end, the whole constructed and adapted for use substantially as described.

2. The combination of a handle-frame, two independent spring-reels mounted in such frame, and two straps, one to each reel, connected to the winding parts of the reels at one end and connected to fixed parts of the apparatus at the opposite ends by means of hooks and eyes, the whole constructed and adapted to operate substantially as described.

In testimony that I claim the foregoing I have hereunto set my hand and seal this 28th day of January, 1880.

JOHANNA VOOS. [L. S.]

Witnesses:

CHAS. WAHLERS,
E. F. KASTENHUBER.