

(Model.)

A. WEILER.  
Convertible Traveling Cap and Scarf.  
No. 230,845. Patented Aug. 3, 1880.

Fig. 1.

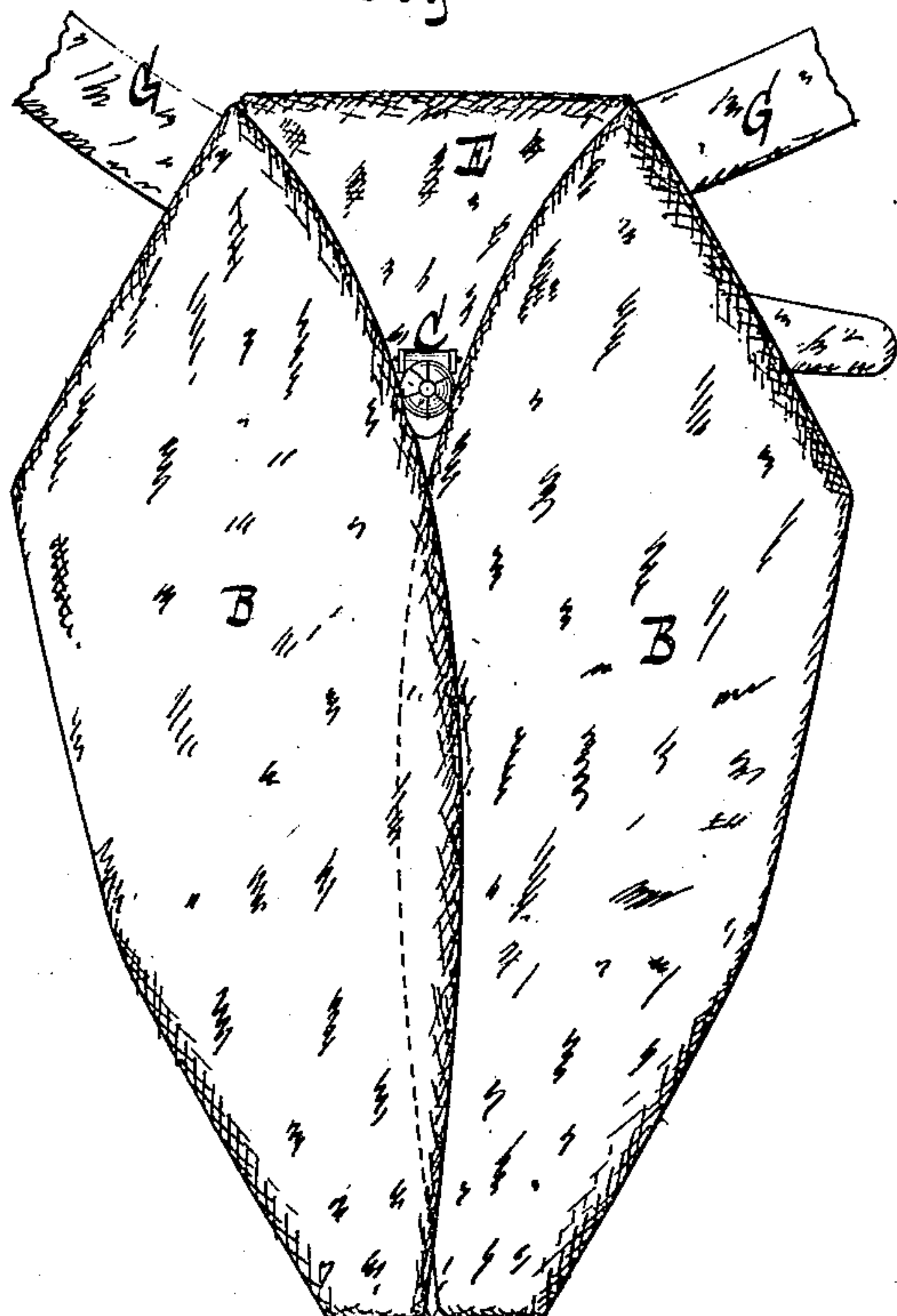


Fig. 2.

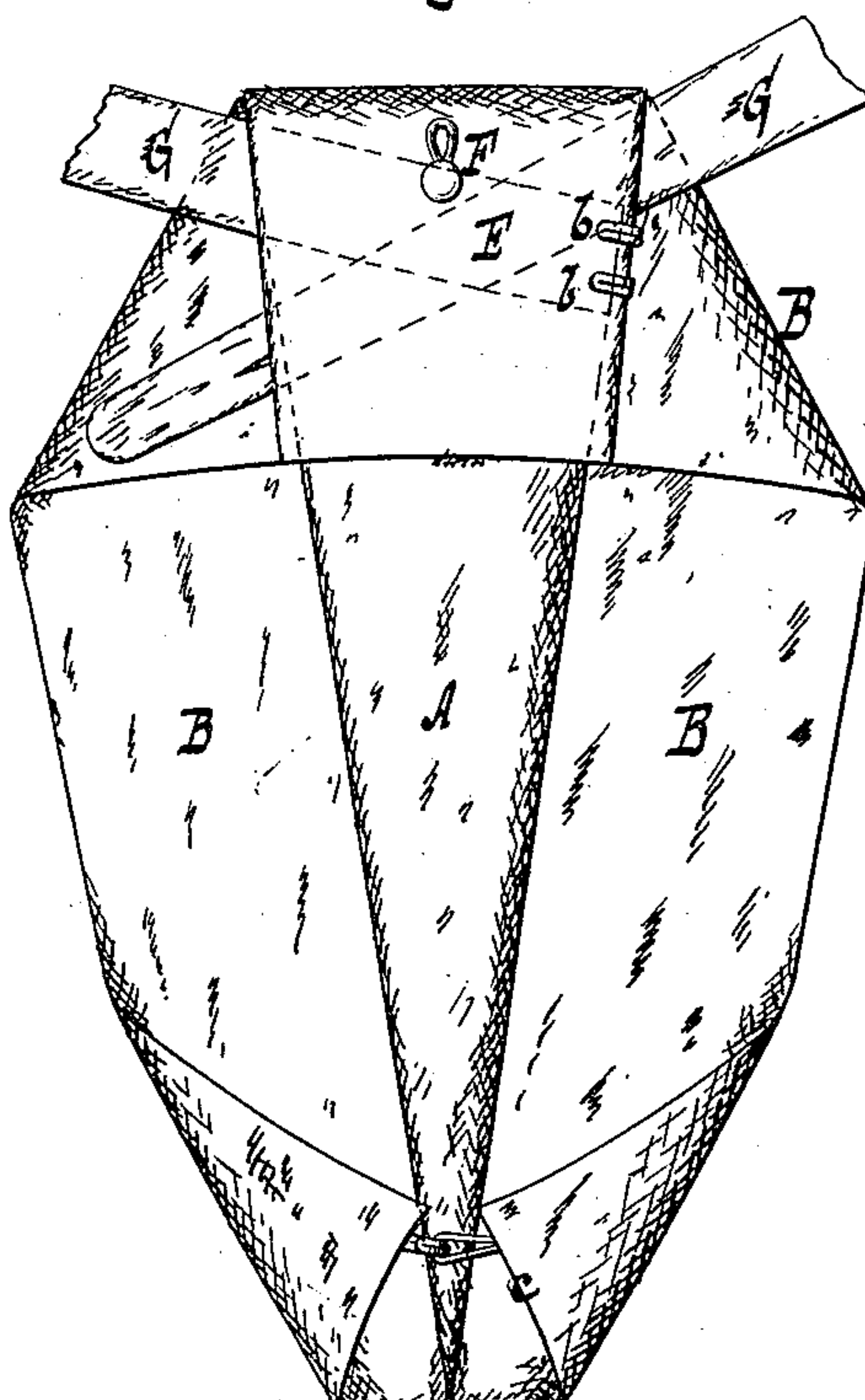


Fig. 3.

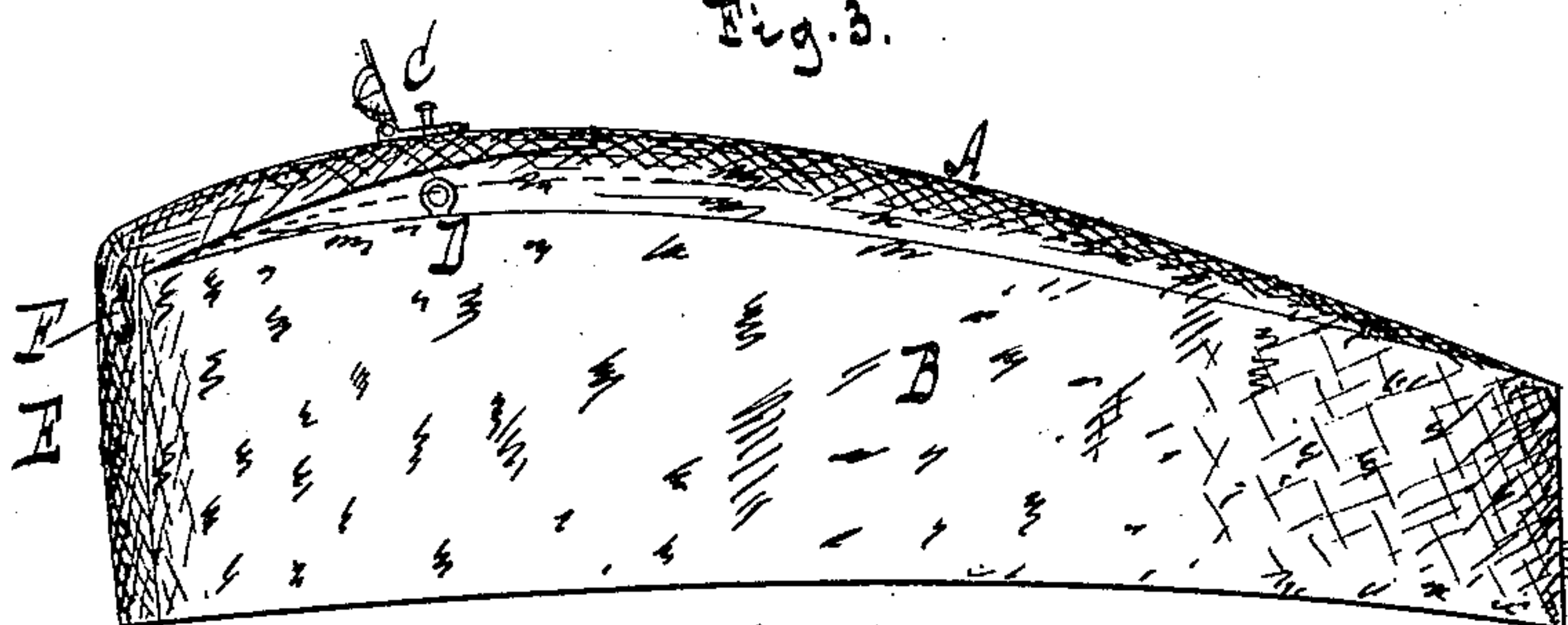
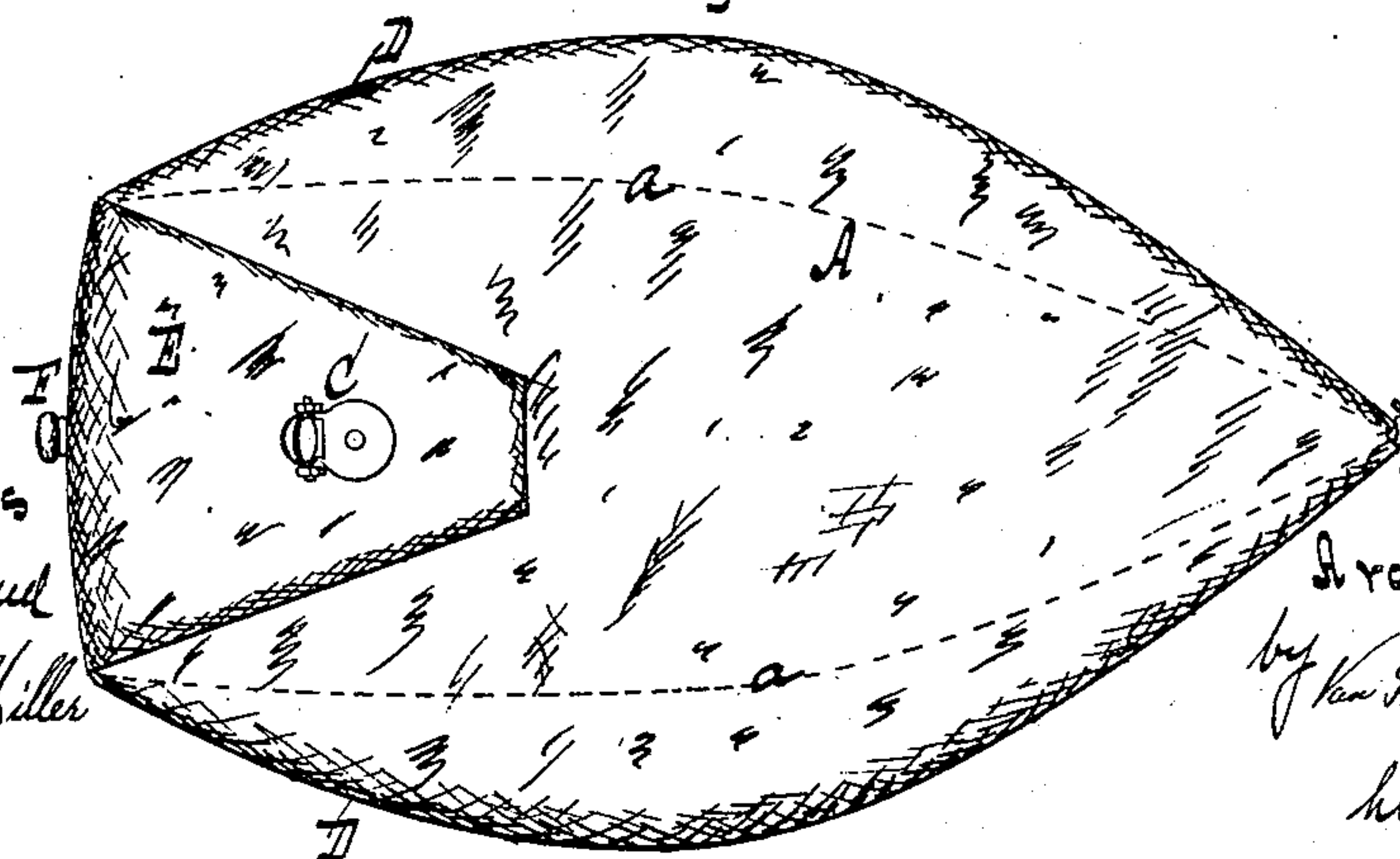


Fig. 4.



Witnesses  
Otto Nupland  
William Miller

Inventor  
Aron Weiler  
by Van Santvoord & Hawk  
his attys.



# UNITED STATES PATENT OFFICE.

ARON WEILER, OF CREFELD, PRUSSIA, GERMANY, ASSIGNOR TO DANIEL  
RICHTER, OF NEW YORK, N. Y.

## CONVERTIBLE TRAVELING CAP AND SCARF.

SPECIFICATION forming part of Letters Patent No. 230,845, dated August 3, 1880.

Application filed July 1, 1880. (Model.) Patented in Germany October 28, 1878.

*To all whom it may concern:*

Be it known that I, ARON WEILER, a citizen of the German Empire, residing at Crefeld, in the Kingdom of Prussia and Empire of Germany, have invented new and useful Improvements in Convertible Traveling Caps and Scarfs, of which the following is a specification.

The object of this invention is to obtain an article of apparel, for use especially by travelers, convertible into what is known as a "flat scarf" and into a cap.

This invention is illustrated in the accompanying drawings, in which Figure 1 is a face view when the article is used as a scarf. Fig. 2 is a rear view of the same. Fig. 3 is a side view when the article is used as a cap. Fig. 4 is a plan or top view of the same.

Similar letters indicate corresponding parts.

The letter A designates the top part, and B the side part, of the article, the top part having the shape or outline of a cap, as shown in Fig. 4, and the side part being secured to the edge of the top part. Both the parts A and B are made of silk or other flexible material, and to the top part is attached a clasp, C, while to the side part are attached eyes D D, or like devices, adapted to engage with the clasp, these eyes being opposite to each other. When it is desired to obtain a cap the parts A B are simply spread out, as in Figs. 3 and 4, while, when it is desired to obtain a scarf, the top part is folded in two places, as along the lines *a a*, Fig. 4, and the flanks of the side part, B, are laid on the top part and on each other, as in Fig. 1, to form the cross-aprons of the scarf. The eyes D D are then made to engage with the clasp C, and the front of the side part, B, is folded under the top part, A, as in Fig. 2, to render the whole flat. The clasp C is a means for retaining the folded-over flanks of the side part, B, in place, thus keeping the scarf in shape, and it is located at such a point as to take the place of the pin commonly worn in a flat scarf.

The scarf-center is formed by a part, E,

which constitutes also a shield for fastening the scarf to the person, the same extending across the side part, B, at the front thereof, and also over a portion of the top part. To that portion of this part E which extends across the front of the side part, B, is secured a loop, F, preferably elastic, or other like device, while the edges thereof are left partly detached for the insertion thereunder of a neck-band, G, as one provided with hooks *b b*, so that the scarf can be worn with different styles of collars.

The part B folds together with the top part, A, and side part, B, and, being continuous, produces a very good effect.

In the back of the side part, B, is a slit, *c*, Fig. 2, provided with hooks and eyes or other fastenings for closing the same. This slit *c* is closed up when the article is used as a cap, but when it is used as a scarf it may be left open.

What I claim as new, and desire to secure by Letters Patent, is—

1. As a new article of manufacture, a convertible scarf and traveling-cap, constructed and adapted for use substantially as described.

2. A convertible scarf and traveling-cap, consisting of a flexible top part having an attached clasp, and a flexible side part having attached eyes, or the like, adapted to engage with the clasp, the whole constructed and adapted for use substantially as described.

3. A convertible scarf and traveling-cap, consisting of a flexible top part having an attached clasp, a flexible side part having attached eyes, or the like, adapted to engage with the clasp, and a part constituting a scarf center and shield, the whole constructed and adapted for use substantially as described.

In testimony whereof I have hereunto set my hand and seal in the presence of two subscribing witnesses.

ARON WEILER. [L. S.]

Witnesses:

TH. BUKERS,  
H. INGENSIER.