

(Model.)

J. BANKS.
Vehicle Pole Tip.

No. 230,520.

Patented July 27, 1880.

Fig. 1.

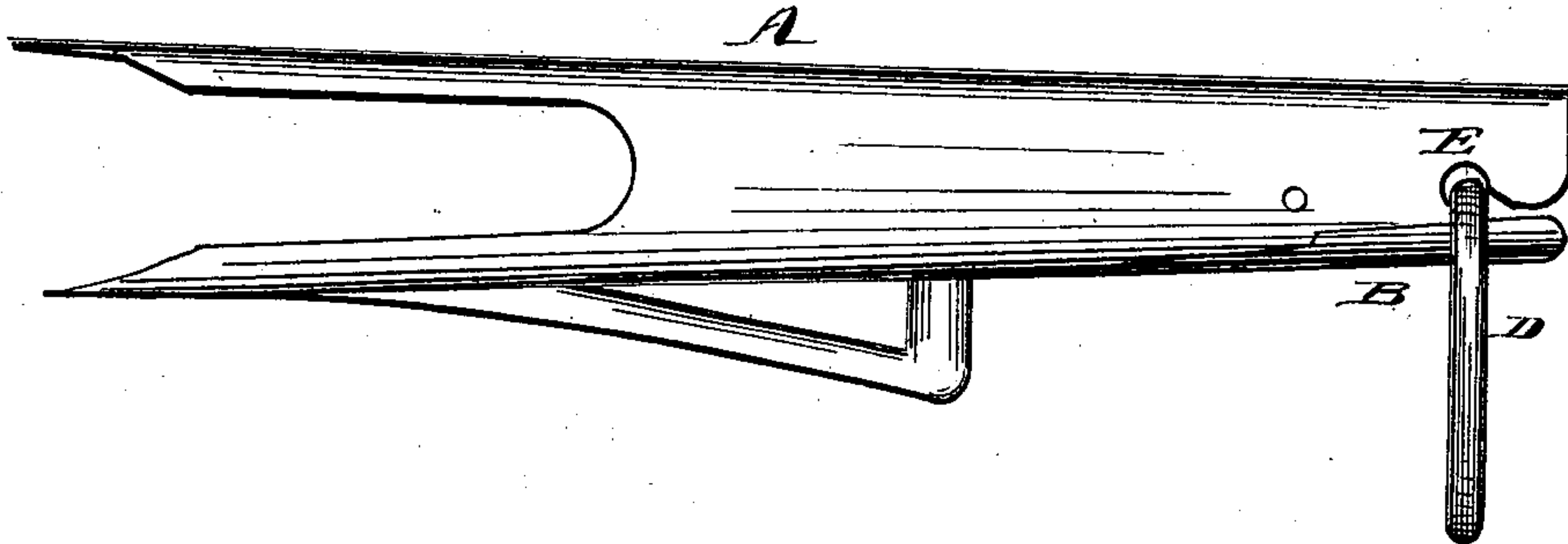


Fig. 2.

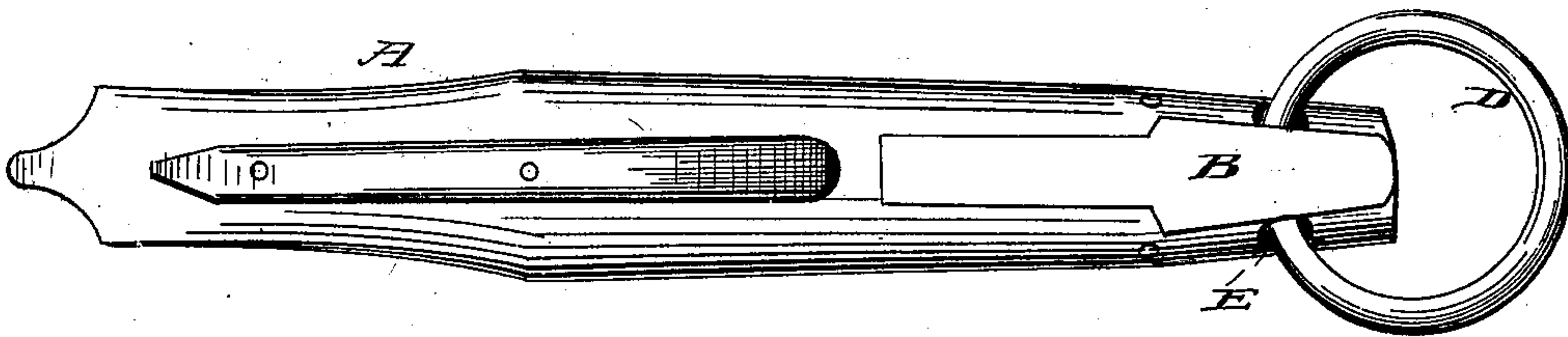
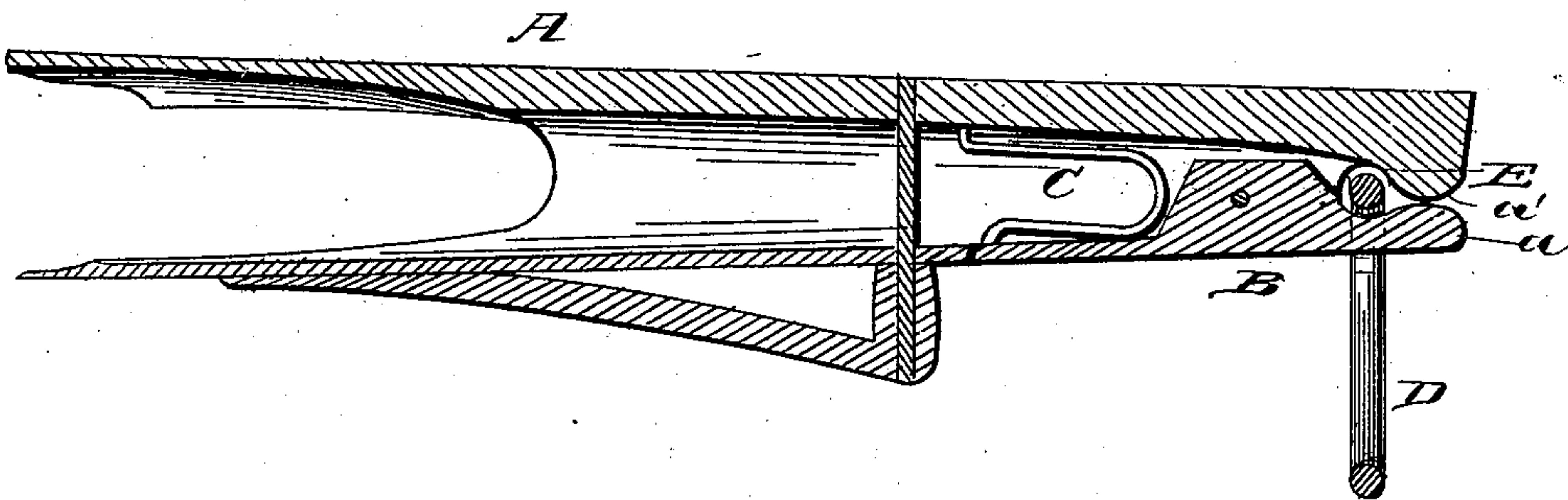


Fig. 3.



Witnesses

Red. G. Duterich
J. R. Littel

Inventor

John Banks
per C. Snow & Co.
Attys.

UNITED STATES PATENT OFFICE.

JOHN BANKS, OF OAKFIELD TOWNSHIP, MONTCALM COUNTY, MICHIGAN.

VEHICLE-POLE TIP.

SPECIFICATION forming part of Letters Patent No. 230,520, dated July 27, 1880.

Application filed April 22, 1880. (Model.)

To all whom it may concern:

Be it known that I, JOHN BANKS, of Oakfield township, in the county of Montcalm and State of Michigan, have invented a certain
5 new and useful Improvement in Pole-Tips; and I do hereby declare that the following is a full, clear, and exact description of the invention, which will enable others skilled in the art to which it appertains to make and use the
10 same, reference being had to the accompanying drawings, which form a part of this specification, and in which—

Figure 1 is a side view. Fig. 2 is a plan view, and Fig. 3 is a vertical longitudinal section.
15 tion.

This invention relates to pole-tips for vehicles; and it consists in the application to a pole-tip of the holdback attachment, which will be hereinafter described, and particularly
20 pointed out in the claim.

In the drawings, A represents the pole-tip, which is secured upon the wagon-pole by bolts, screws, or in some other suitable manner. B is a slightly-hooked lever let into and pivoted
25 in a slot in the forward end of the pole-tip. The outer surface is flush with that of the lever.

C is a spring arranged above and acting downwardly upon the rear end of the lever, so as to hold its forward end, which secures the
30 holdback-strap ring D in place.

Above the forward end of the lever B is a slot, E, cut into the front end of the pole-tip to receive the holdback-ring D. The opposite surfaces of the forward ends of the lever
35 B and pole-tip A are beveled, as at *a a'*, to enable the easy insertion of the ring D.

Having thus described my invention, I claim and desire to secure by Letters Patent of the United States—
40

The pole-tip A, having slot E, in combination with the lever B, pivoted in a slot in said pole-tip, and a spring acting downwardly upon its rear end, substantially as and for the purpose set forth.
45

In testimony that I claim the foregoing as my own I have hereunto affixed my signature in presence of two witnesses.

JOHN BANKS.

Witnesses:

ALEXANDER GLEASON,
JOHN H. LEWISS.