

W. E. WALKER.  
Stove Shelf.

No. 229,572.

Patented July 6, 1880.

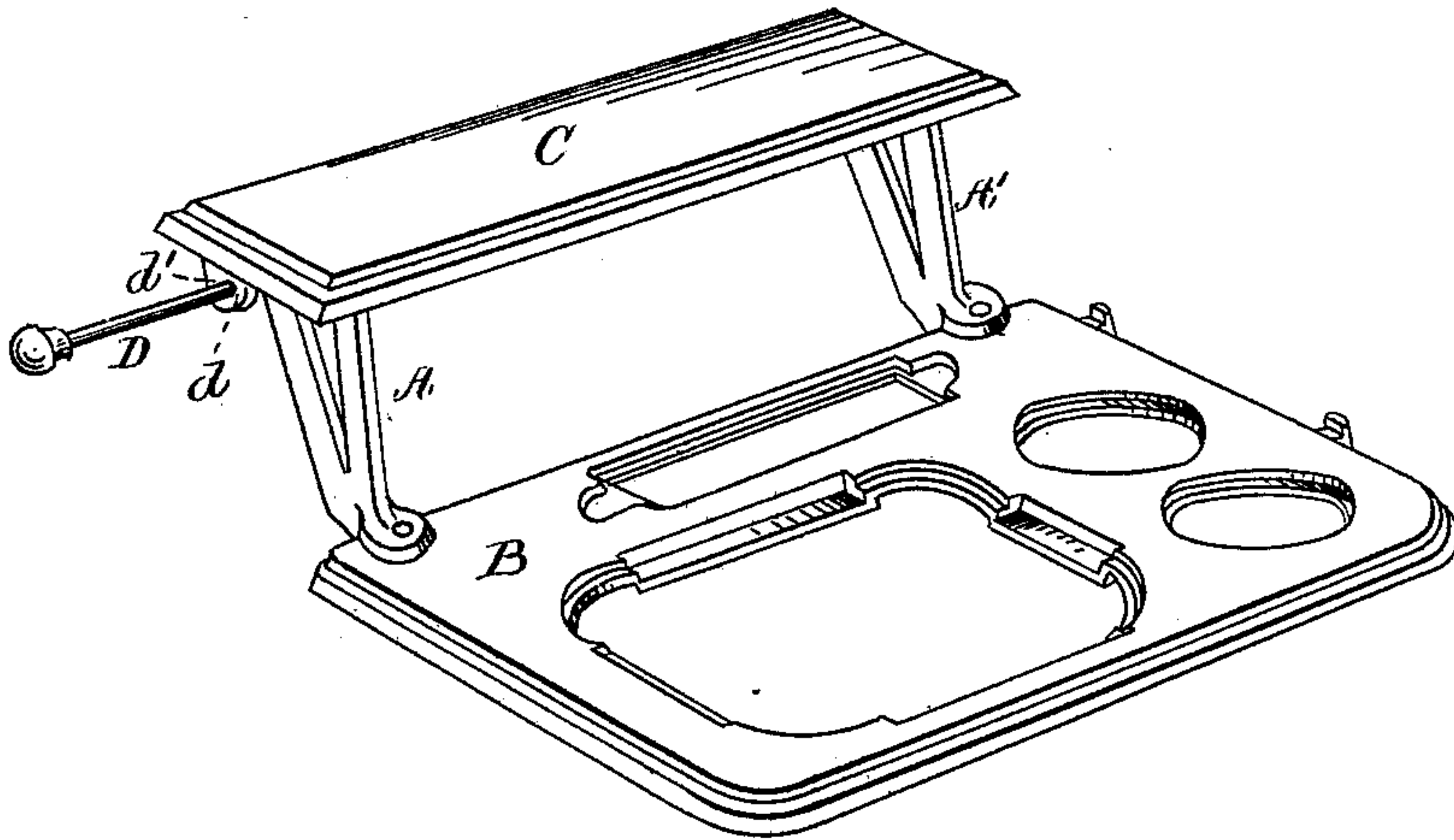


Fig. 1.

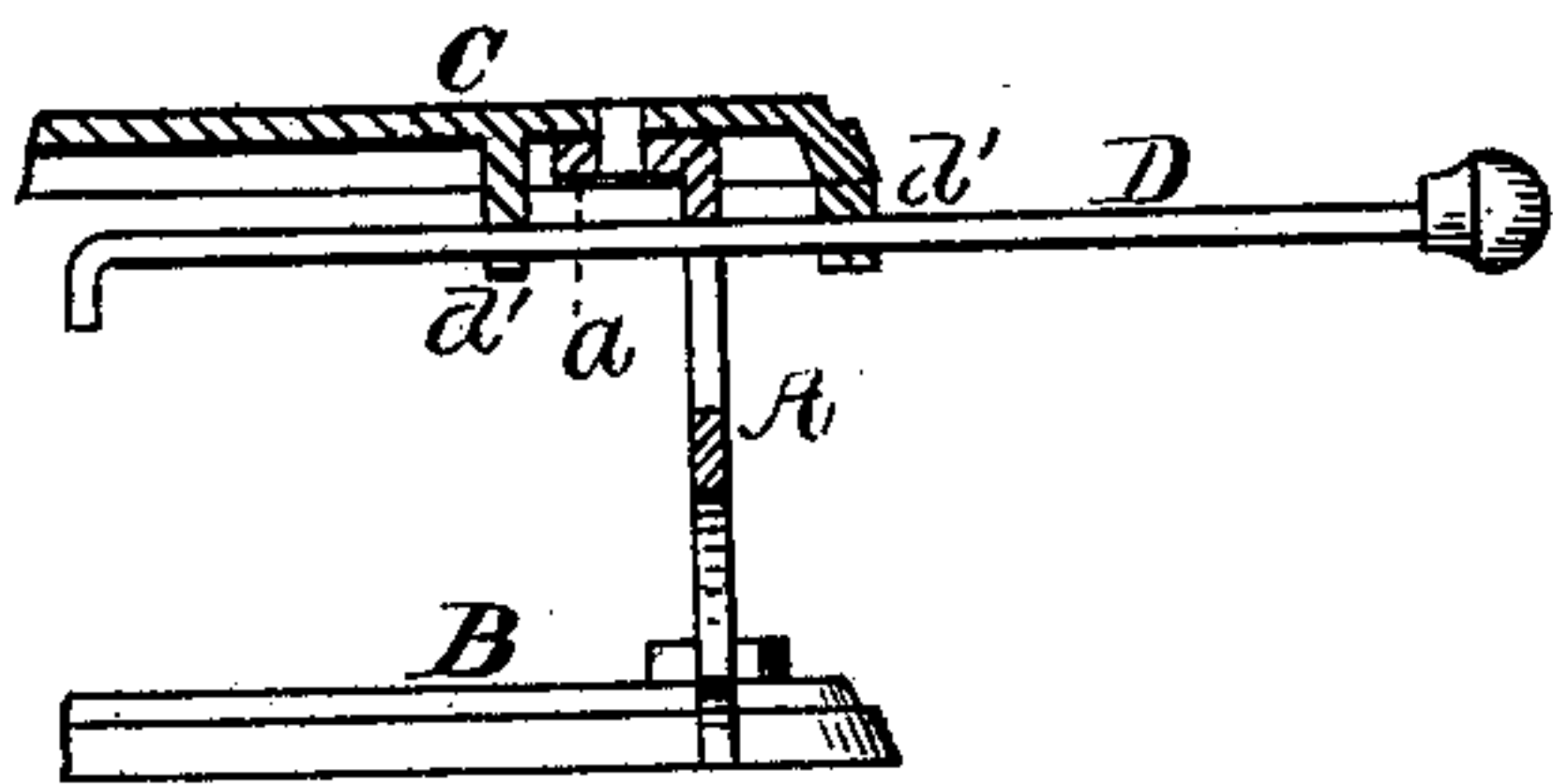


Fig. 3.

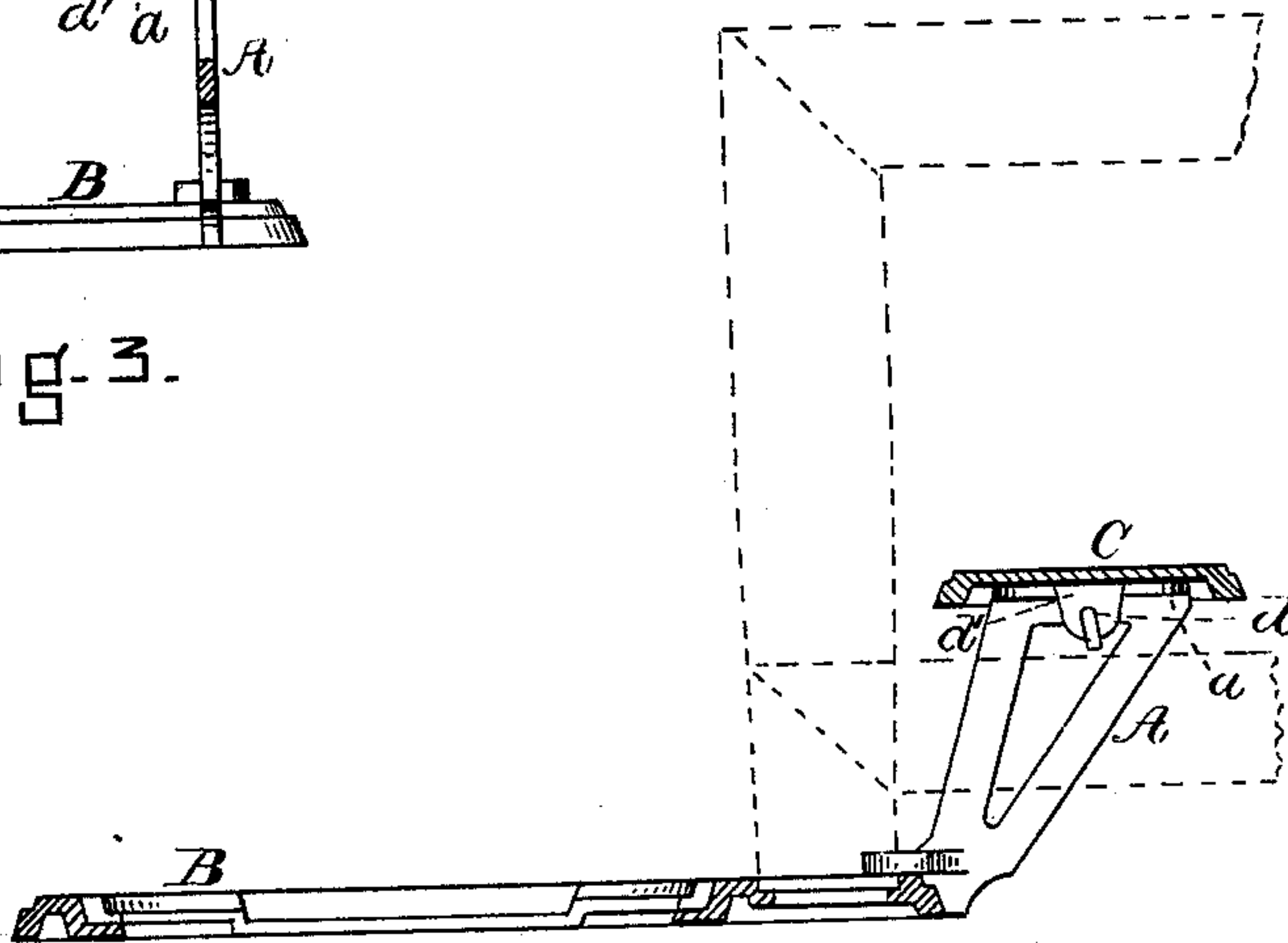


Fig. 2.

WITNESSES

*A. J. Oettinger*  
*M. W. Sawyer*

INVENTOR

*William E. Walker*  
by his attys  
*Clarke & Raymond*

# UNITED STATES PATENT OFFICE.

WILLIAM E. WALKER, OF TAUNTON, MASSACHUSETTS.

## STOVE-SHELF.

SPECIFICATION forming part of Letters Patent No. 229,572, dated July 6, 1880.

Application filed February 14, 1880.

*To all whom it may concern:*

Be it known that I, WILLIAM E. WALKER, of Taunton, in the county of Bristol and State of Massachusetts, have invented an Improvement in Stoves, of which the following is a specification.

This invention has for its object the following-described improvement in stoves. It relates particularly to a shelf elevated above the top plate of the stove and attached thereto by brackets in such a manner that its front edge is substantially coincident with the edge of the top plate. This construction is desirable for the purpose of avoiding the funnel, which either projects upwardly in front of the shelf, or extends beneath it to the flue in the chimney, as may be desired.

In the drawings, Figure 1 is a perspective of a top plate of a stove with my improved shelf attached. Fig. 2 is a vertical section thereof, showing the relation of the funnel to the shelf. Fig. 3 is a cross-section, illustrating the method of securing the towel-support to the shelf, and also showing the construction of the bracket.

Elevated shelves attached to the top plate of a stove have been used; but they have been arranged directly over the top plate, thereby rendering it necessary to cut away a portion of the shelf to provide room for the funnel, and also making of comparatively little value that portion of the top plate of the stove beneath the shelf.

In this invention two brackets, A A', are fastened to the top plate, B, or any other part of the stove, and shaped to project upwardly and outwardly therefrom, and they furnish a support for the shelf C, which is fastened to the brackets by bolts or rivets, or in any other desirable way.

The brackets may be provided at their upper ends with the horizontal ledges *a*, through which the fastening bolts or rivets may pass.

The front edge of the shelf should not project over the top plate of the stove sufficiently

to interfere with a vertical funnel connecting the escape-port of the stove with the chimney-flue, or to prevent any portion of the top plate of the stove from being utilized as a table for the support of any article. Its height in relation to the top plate is not of so great importance, although it may be desirable in some instances to elevate it sufficiently to afford room for the funnel between it and the top plate of the stove. This construction may be necessary where a short horizontal funnel connects the escape-port of the stove with the chimney-flue.

I do not intend to confine myself to the number of supporting-brackets employed, but prefer to use two, arranged in relation to each other and to the shelf and top plate of the stove as shown.

I am aware that Letters Patent No. 192,088, granted Simpson June 19, 1877, describe a towel-support having a lateral movement in relation to the stove. I am also aware that Patent No. 93,517, granted M. E. Capen August 10, 1869, describes a towel-support attached to the top plate of a stove by brackets; but the said patents do not include the spirit of my invention.

Having thus fully described my invention, I claim and desire to secure by Letters Patent of the United States—

The combination of the top plate, B, of a stove, the brackets A A', projecting upwardly and outwardly from the stove, and a shelf, C, supported by said brackets and elevated above the top plate of the stove, to allow of the rearward extension of the funnel connecting the escape-port with the chimney-flue, the front edge of the said shelf being on a line coincident, or substantially coincident, with the edge of the top plate, substantially as and for the purposes described.

WILLIAM E. WALKER.

Witnesses:

F. F. RAYMOND, 2d.,  
M. W. SAWYER.