

(Model.)

E. P. HAFF.
Holder for Tape, &c.

No. 229,403.

Patented June 29, 1880.

Fig. 1.

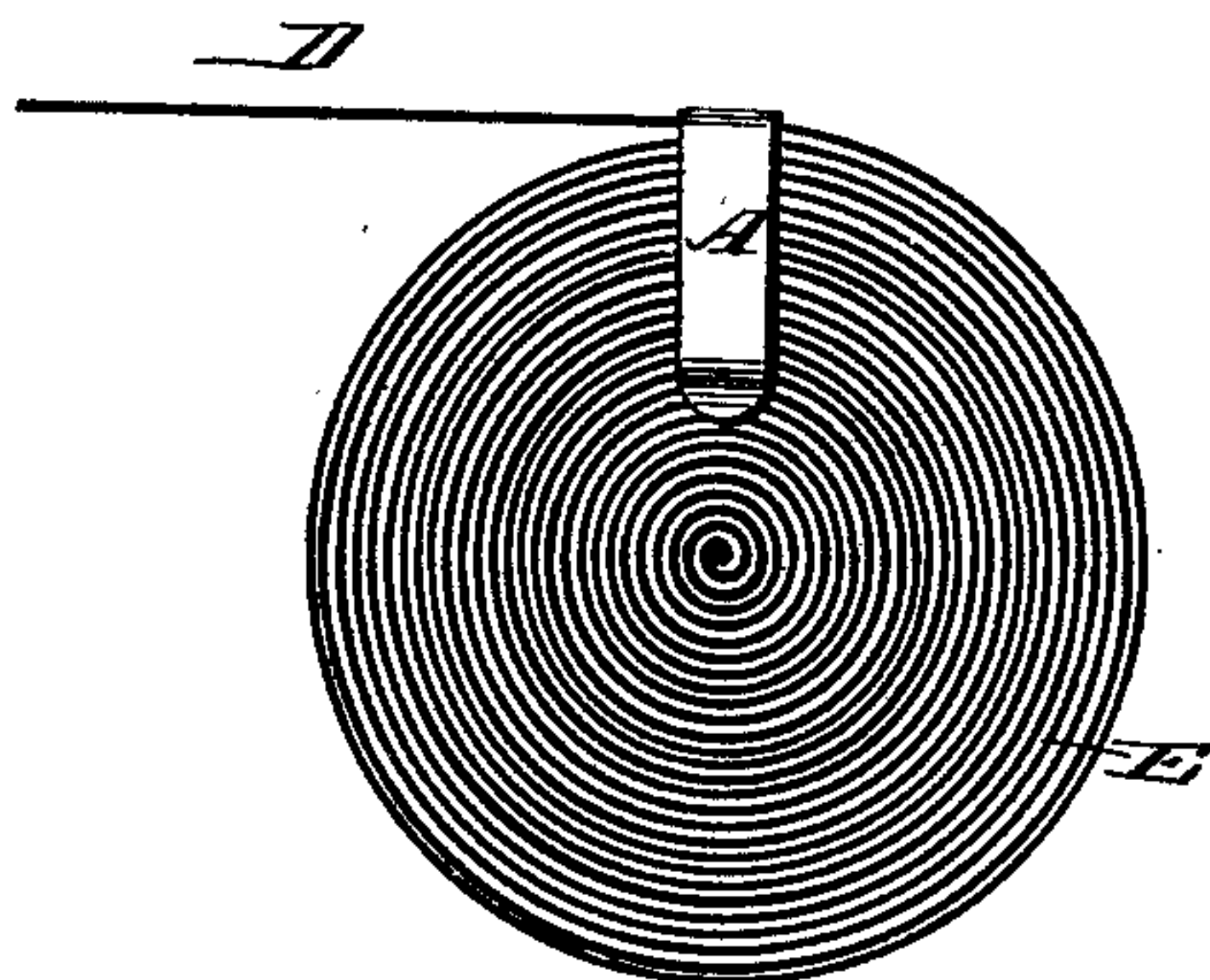


Fig. 2.


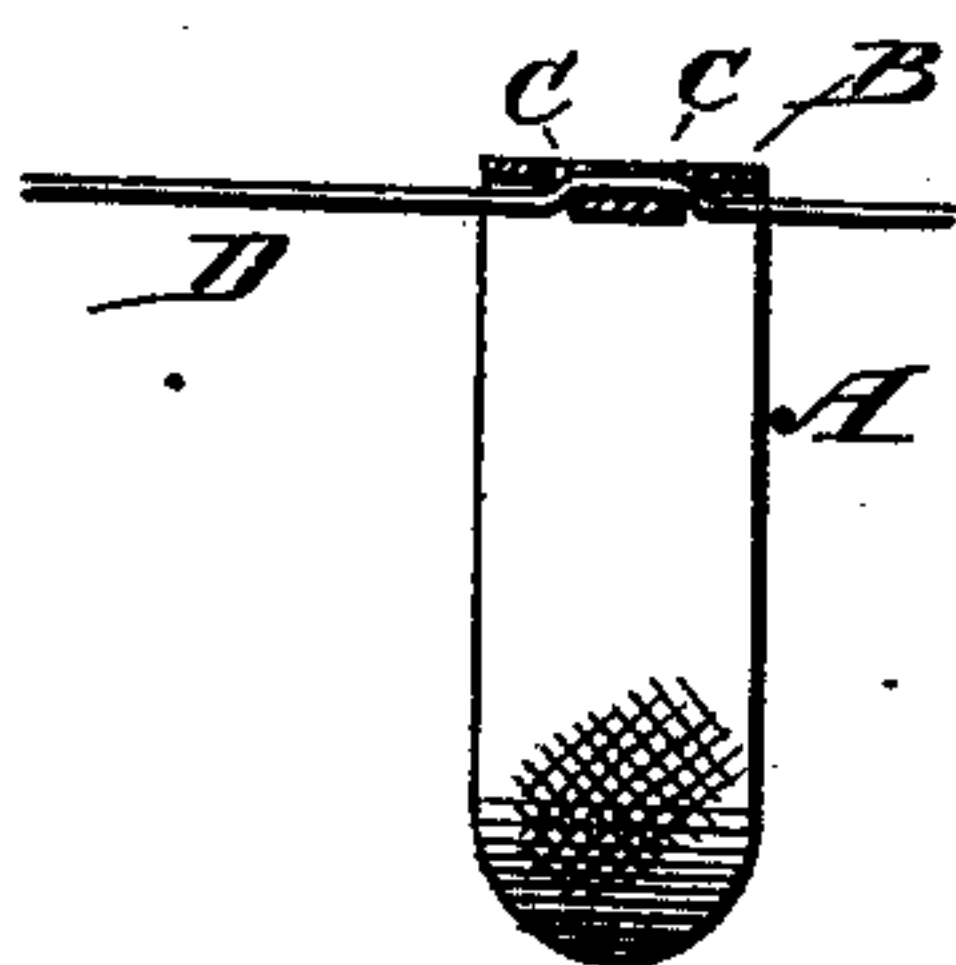


Fig. 3.



WITNESSES:

Francis Mc Ardle.
C. Seagrove

INVENTOR:

E. P. Haff

BY

Mum & Co

ATTORNEYS.

UNITED STATES PATENT OFFICE.

EDWARD P. HAFF, OF NEW YORK, N. Y.

HOLDER FOR TAPE, &c.

SPECIFICATION forming part of Letters Patent No. 229,403, dated June 29, 1880.

Application filed April 12, 1880. (Model.)

To all whom it may concern:

Be it known that I, EDWARD P. HAFF, of the city, county, and State of New York, have invented a new and Improved Holder for Tape, Braid, &c., of which the following is a specification.

The object of my invention is to provide a new and improved holder for tape, braid, &c., which is simple in construction and effective and convenient in use.

The invention consists in a tape-holder formed of a U-shaped spring-clamp with a double-slitted cross-piece and roughened or serrated shanks adapted to clasp the sides of the material, as hereinafter described.

In the accompanying drawings, Figure 1 is a side view of a tape-roll provided with my improved holder. Fig. 2 is a perspective view of my improved holder. Fig. 3 is a cross-sectional elevation of the same.

Similar letters of reference indicate corresponding parts.

The clamp or holder A is made of a strip of some suitable spring metal bent in the shape of the letter U, the shanks of which are inclined toward each other, and are then abruptly bent outward at the ends. The cross-piece B of the holder or clamp A is provided with two longitudinal cuts, C, and the metal between these cuts is bent down or up, so as to form a double slot, through which the tape can pass.

The end of the tape or ribbon D is passed through the two slots in the cross-piece B, and

the holder is placed onto the tape-roll E in such a manner that the shanks embrace the said roll. The shanks are pressed against the side of the roll E by the spring of the material of which the holder is made, and insure a good hold on the tape-roll. The inner sides of the ends of the shanks are preferably serrated or roughened.

The tape or ribbon is cut off at the outer edge of the holder A, which holds the remaining end to the roll. Before cutting off any of the tape or ribbon the holder is held to the roll, and the tape to be cut off is drawn through the slots of the holder, so that the end of the tape, after having cut off the desired part, will still be held by the holder A.

This within-described holder can be used for any kind of ribbon, braid, tape, or like materials.

Having thus described my invention, I claim as new and desire to secure by Letters Patent—

An improved holder for tape or other narrow fabric, consisting of the U-shaped spring-clamp with the double-slitted cross-piece B, and provided with roughened or serrated shanks adapted to clasp the sides of the material, all substantially as shown and described.

EDWD. P. HAFF.

Witnesses:

JAMES H. HUNTER,
J. H. SCARBOROUGH.