

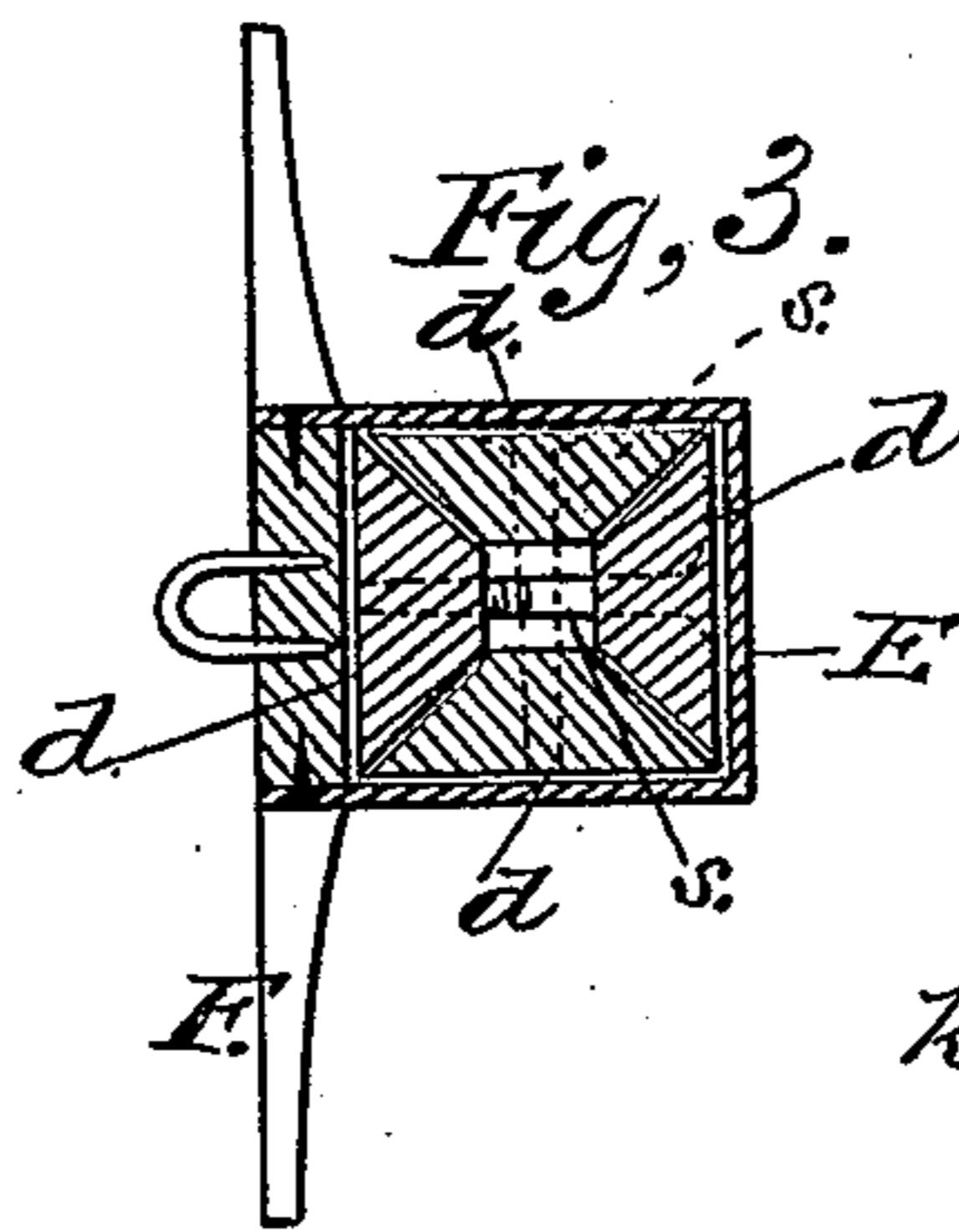
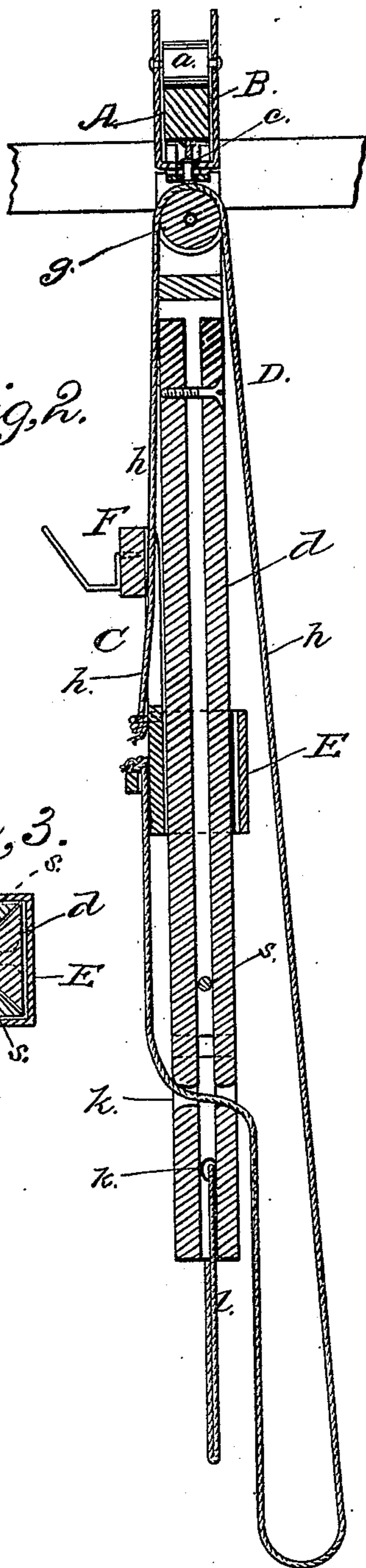
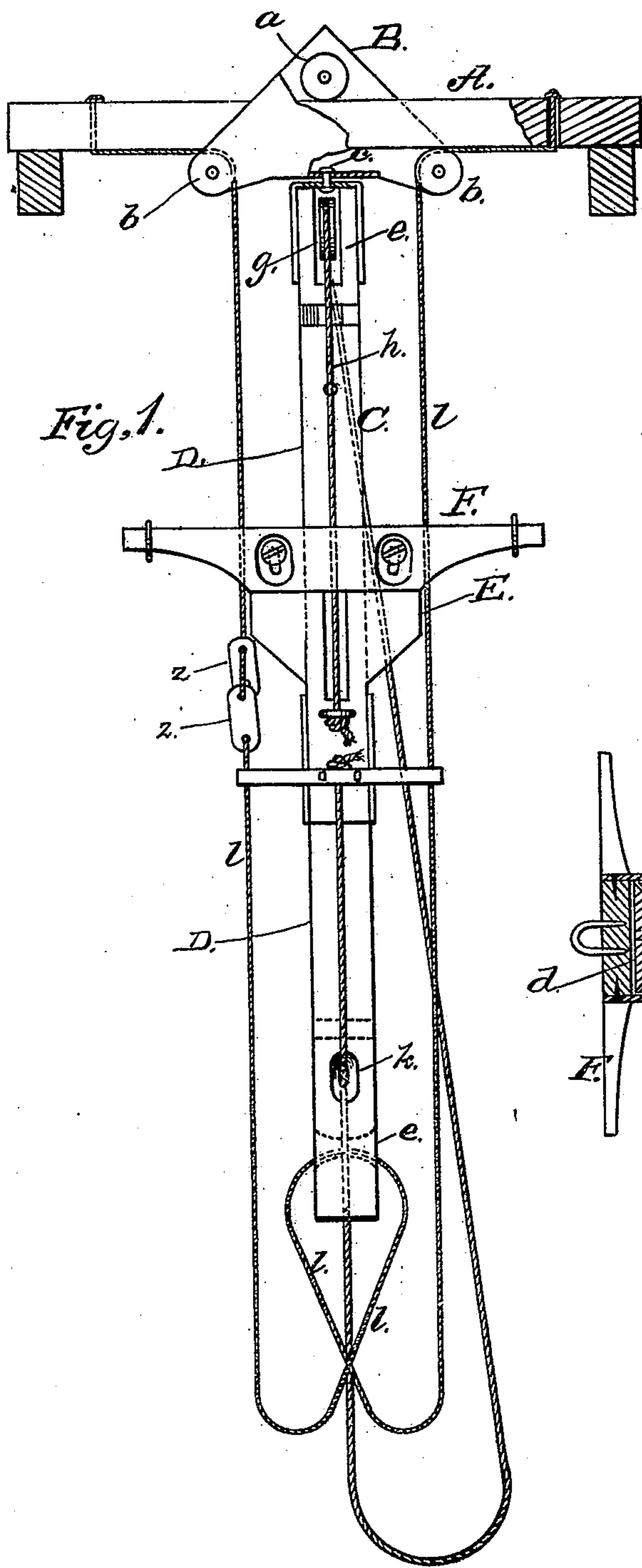
(Model.)

W. S. GUY.

Tobacco-Hoisting Apparatus.

No. 228,342.

Patented June 1, 1880.



WITNESSES

Villette Anderson
Francis J. Chas.

INVENTOR

W. S. Guy,
by E. W. Anderson
his ATTORNEY

UNITED STATES PATENT OFFICE.

WILLIAM S. GUY, OF NOTTOWAY COURT-HOUSE, VIRGINIA.

TOBACCO-HOISTING APPARATUS.

SPECIFICATION forming part of Letters Patent No. 228,342, dated June 1, 1880.

Application filed March 30, 1880. (Model.)

To all whom it may concern:

Be it known that I, WILLIAM S. GUY, of Nottoway Court-House, in the county of Nottoway and State of Virginia, have invented a new and valuable Improvement in Tobacco-Hoisting Apparatus; and I do hereby declare that the following is a full, clear, and exact description of the construction and operation of the same, reference being had to the annexed drawings, making a part of this specification, and to the letters and figures of reference marked thereon.

Figure 1 of the drawings is a representation of a side view of my improved tobacco-hoisting apparatus. Fig. 2 is a longitudinal vertical section of the same; and Fig. 3 is a transverse section of the extensible slide.

This invention has relation to machines for hoisting tobacco in a barn and for taking it down with facility; and it consists in the construction and novel arrangement of a sectional extension-upright forming the bearing for the cross-piece slide, all as hereinafter shown and described.

In a tobacco-barn, in order to economize space, the beams upon which the tobacco-sticks are hung are placed in tiers one over the other, and parallel with each other, in the same horizontal planes; and the object of this invention is to facilitate the adjustment of the machine for the hanging of the sticks of tobacco upon beams of different heights.

In the accompanying drawings, the letter A designates the supporting cross-bar at the top of the machine, passing between or under the cheeks of the swivel-head B and under the roller *a* of said head, which bears on its upper edge. This head is provided with pulleys *b* and a swivel-joint, *c*, whereby the upper end of the upper section of the extension guide or upright C is connected, so that it can be turned around. This extension-upright is made in two sections or more, two being usually sufficient, and each section is composed of two bars, *d*, arranged opposite to each other, so as to form a pair, and connected to end pieces *e*. These sections are linked together, as shown in the drawings, and are made round, square, or angular, and of sufficient exterior surface to form a full guide for the slide of the cross-piece.

The construction is such that when the sections are pushed together the four bars of the sections will fit together and toward a common central line, and will be in bracing contact with each other, and when drawn out each section will fill a sufficient cross-sectional area to form a complete guide for the cross-piece slide. The upper section, D, is provided with a pulley, *g*, in its upper end, which is recessed to receive it, said pulley serving for the hoisting-rope *h*, which is connected to the slide E, which bears the cross-piece F, upon which the tobacco-sticks are placed. The lower section, D', is provided with rounded bearing-holes *k*, through which pass the hoisting-rope *h* and the adjusting-cord *l*, respectively, the latter cord passing upward over the pulleys *b* of the swivel-head, and being attached to the cross-bar A near each end, and serving to adjust the position of the upright laterally with relation thereto.

The engaging ends of the pairs of bars *d* are connected by screws or bolts, screws *s* being preferred, in order that their frictional bearing upon each other may be increased upon requirement.

In order to take up the slack of the ropes when the sections are drawn together in working upon lower beams of the barn, any frictional take-up may be used, two perforated plates or blocks, *z*, being usually employed for this purpose.

Having described this invention, what I claim, and desire to secure by Letters Patent, is—

1. In a tobacco-hoisting machine, a swivel slide-head and a sliding extension guide or upright pivoted thereto and carrying the slide of the cross-piece, substantially as specified.

2. In a tobacco-hoisting machine, the sliding extension guide or upright carrying the slide of the cross-piece, substantially as specified.

In testimony that I claim the above I have hereunto subscribed my name in the presence of two witnesses.

WILLIAM S. GUY.

Witnesses:

C. F. GOODWYN,
E. H. WITMER.