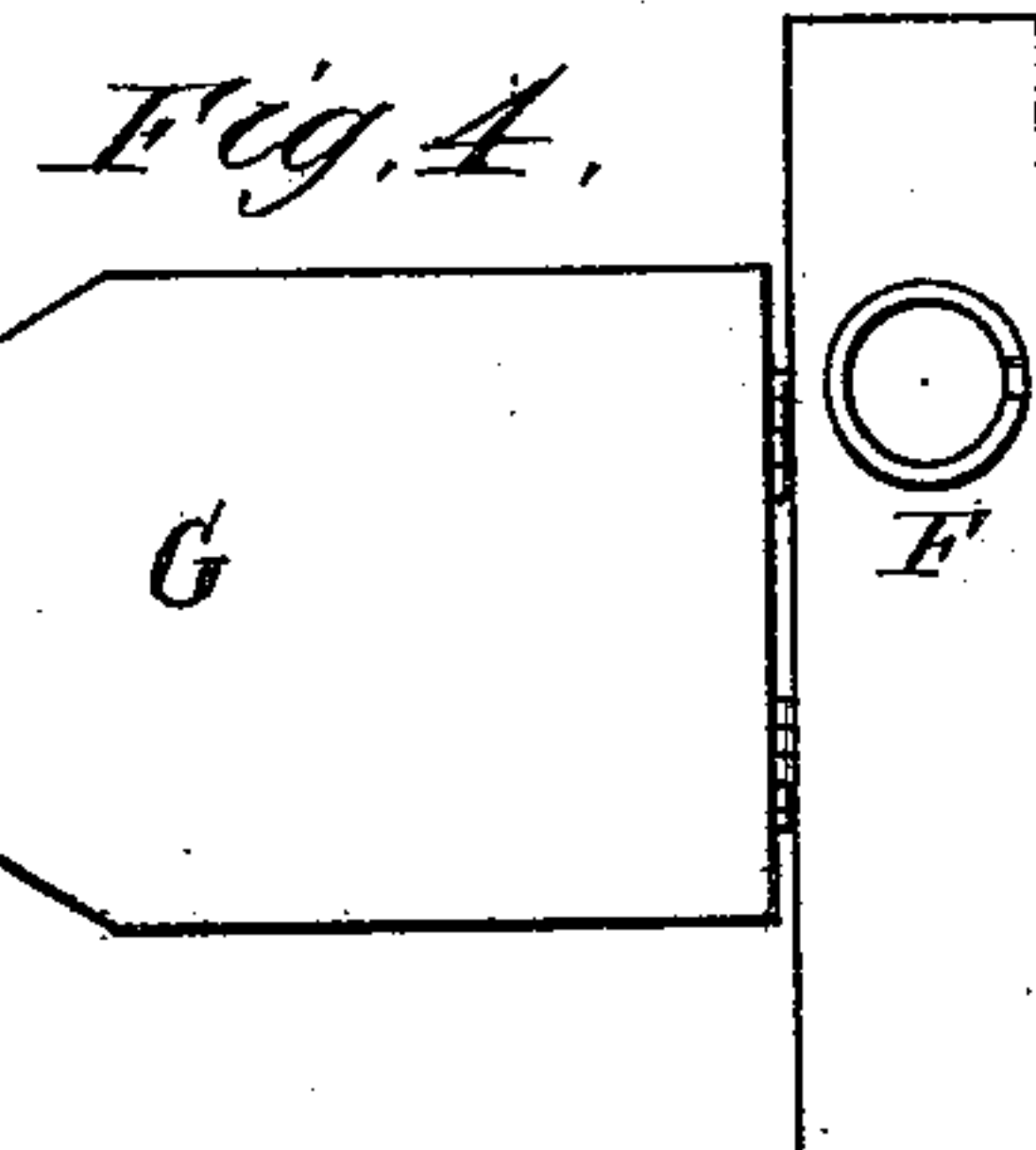
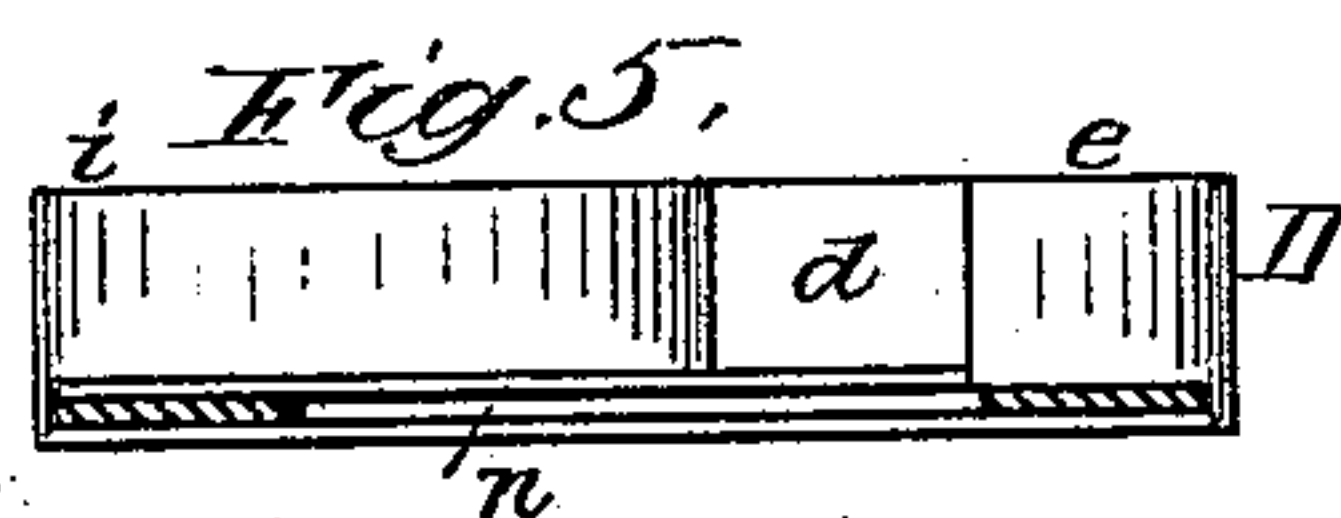
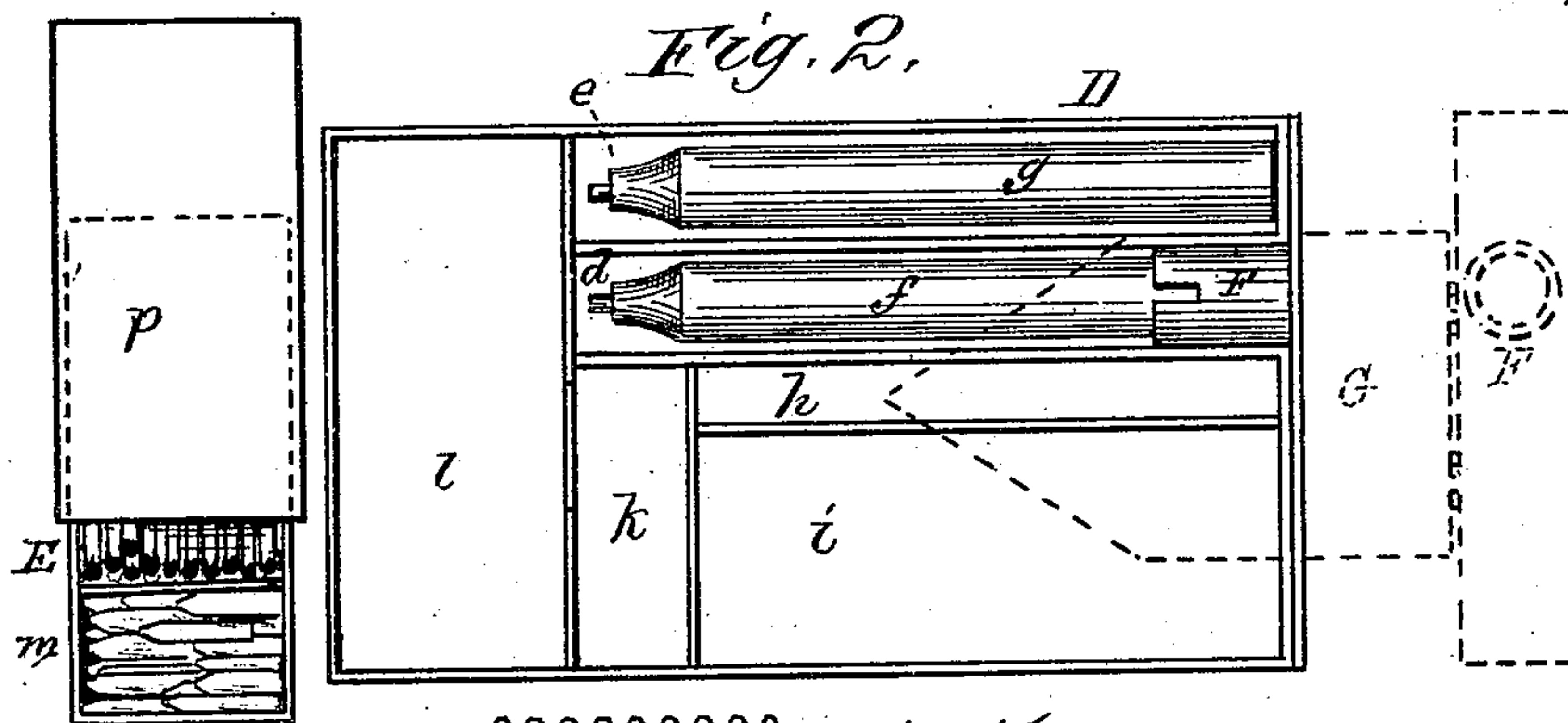
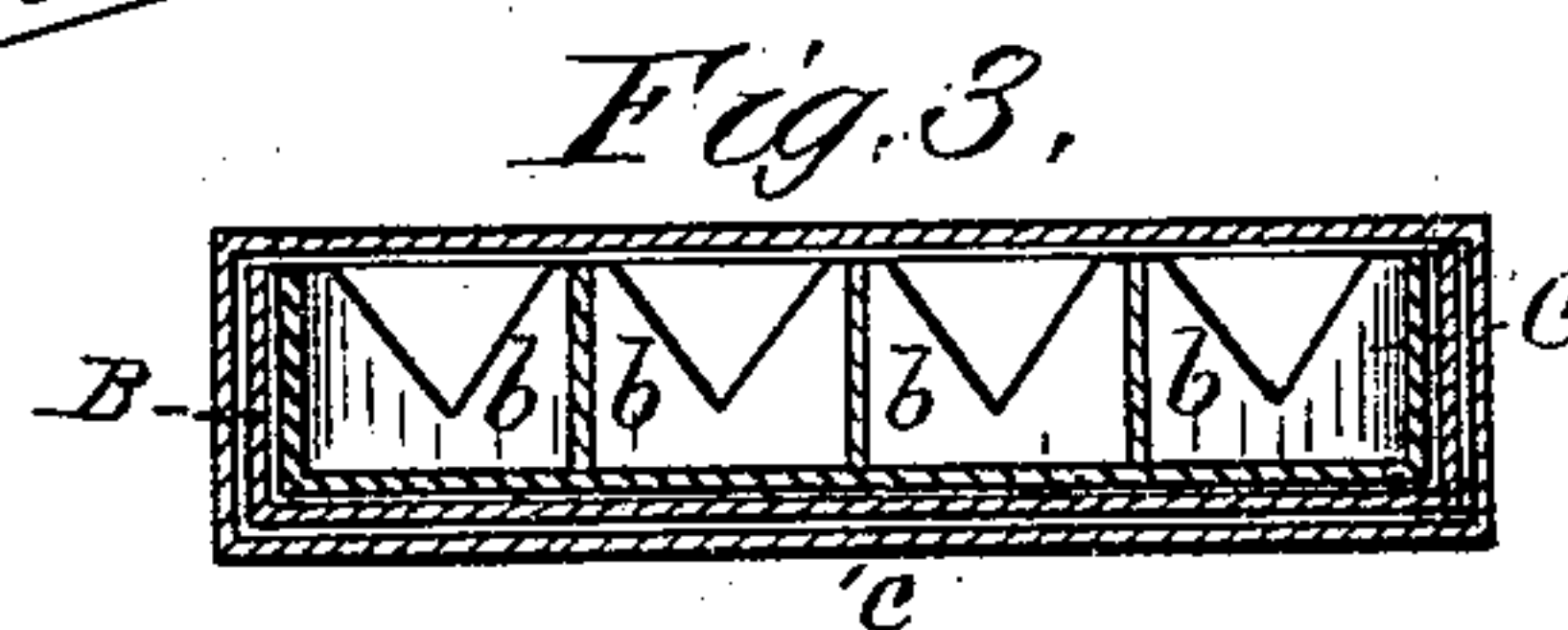
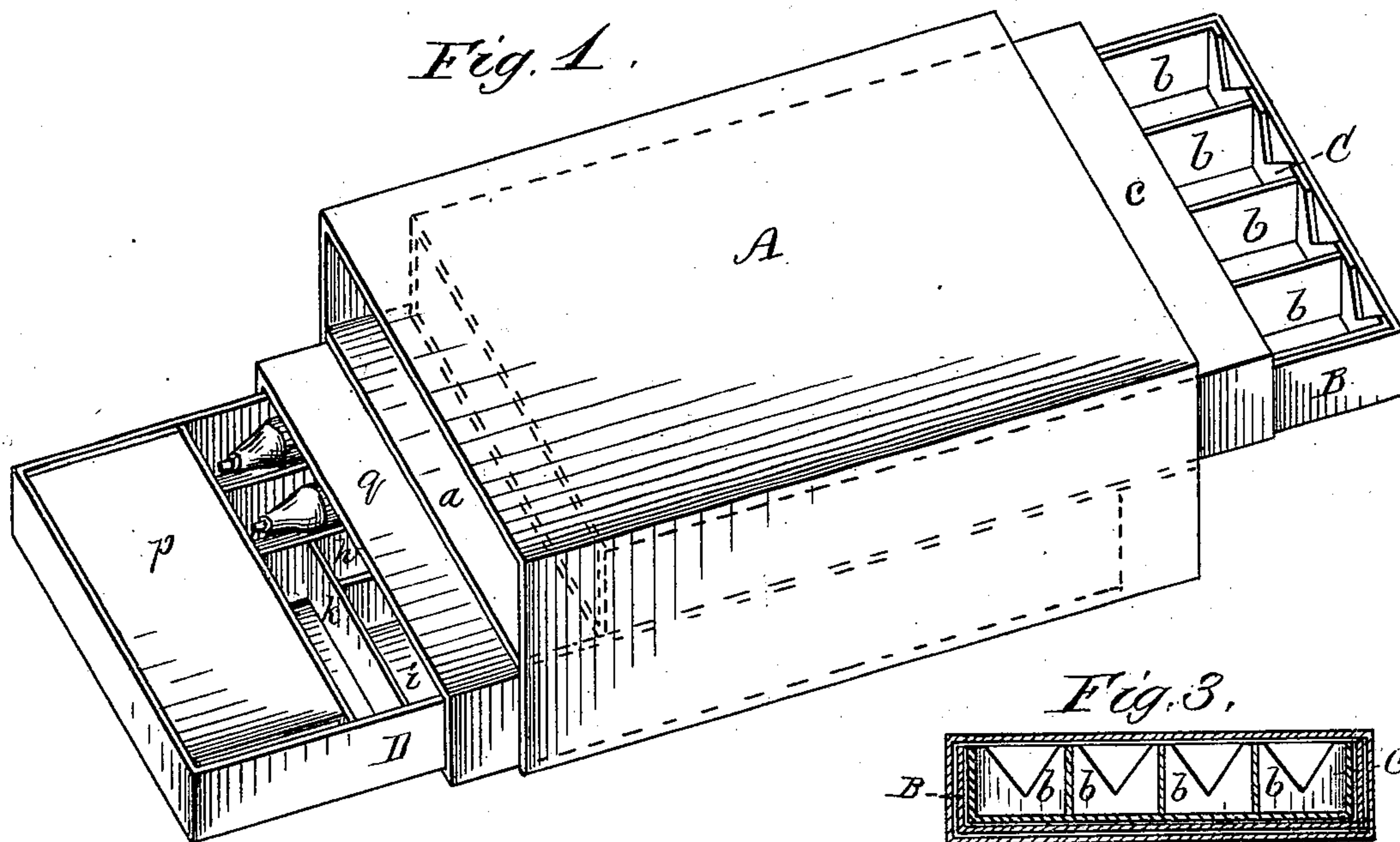


T. V. CURTIS.  
Smoker's Kit.

No. 228,325.

Patented June 1, 1880.



WITNESSES  
Nat. E. Oliphant,  
Geo. B. Porter.

INVENTOR  
Thomas V. Curtis,  
per Cha. H. Fowler,  
Attorney.



# UNITED STATES PATENT OFFICE.

THOMAS V. CURTIS, OF LEMARS, IOWA.

## SMOKER'S KIT.

SPECIFICATION forming part of Letters Patent No. 228,325, dated June 1, 1880.

Application filed January 30, 1880.

*To all whom it may concern:*

Be it known that I, THOMAS V. CURTIS, of Lemars, in the county of Plymouth and State of Iowa, have invented a new and valuable  
5 Improvement in Smokers' Kits; and I do hereby declare that the following is a full, clear, and exact description of the construction and operation of the same, reference being had to the annexed drawings, making a part of this  
10 specification, and to the letters and figures of reference marked thereon.

Figure 1 of the drawings is a representation of a perspective view of my invention, with the receptacles partially opened to show the  
15 interior of the same. Fig. 2 is a top-plan view of the lower box or receptacle, with the cover removed to show the several compartments. Fig. 3 is a transverse section of the cigar case and tray. Fig. 4 is a top-plan view of the  
20 candlestick or taper-holder with its hinged tongue; Fig. 5, an end view of the lower box or receptacle; Fig. 6, a top-plan view of the match-safe with cover partially removed; Fig. 7, a view of one of the touch-lights.

25 This invention has relation to smokers' kits, wherein are arranged suitable compartments for matches, touch-lights, cigars, spare candles, &c., required by the smoker while traveling.

The invention consists in providing such an  
30 article with a candlestick or taper-holder hinged to a removable tongue, so that said tongue and candlestick may be removed from the kit and used independently of it, as will be hereinafter described, and subsequently  
35 pointed out in the claims.

In the accompanying drawings, A represents the outer casing, of any suitable material, divided longitudinally into two spaces by a partition, *a*. The upper space is for the re-  
40 ception of a case, B, having a removable tray, C, divided into any desired number of cells, *b*, for cigars. The case B is provided with a suitable sliding cover, *c*, so that by removing the tray C the case can be used for holding  
45 smoking-tobacco or for any other purpose desired. The space below the partition *a* is for the reception of a box, D, which is divided into longitudinal cells *d e*, for receiving candle or taper *f* and spare taper *g*, and longitudinal  
50 compartment *h*, for touch-lights or other purposes, and compartment *i*, for matches. The

transverse compartment *k* is to contain a supply of touch-lights, one of which is represented in Fig. 7, and the compartment *l* for a match-box, E, having at its end a compartment, *m*, for  
55 the touch-lights broken off or separated from each other ready for use.

The candlestick or taper-holder F is hinged to a tongue, G, pointed at its end to pierce or stick into the wooden portion or frame of a window  
60 or other convenient place, or may be inserted into a niche or recess, in order to support the candle in a vertical position after being lighted. If not found necessary to remove this candlestick, the tongue is simply drawn out of the  
65 socket *n* at the end of the box a sufficient distance to avoid the danger of the fire coming in contact with the contents of the box, when it may be used for igniting the touch-lights, lighting cigars, or for any other purpose re-  
70 quired. When not required for use the tongue G is pushed into the socket *n* as far as it will go, and the candlestick turned over into the cell *d*, as illustrated in Fig. 2.

The match-box E is provided with a sliding  
75 cover, *p*, as is also the box D with a cover, *q*.

The candlestick F has its base of the same width and length as the end of the box D, so that when closed it will form a supple-  
80 mental end thereto and be less liable to catch on anything in the pocket where it is carried and disconnect the stick from the candle.

The device or article can be made of any convenient size, and of straw-board, papier-maché, metal, rubber, or any other suitable  
85 material, and may be ornamented to suit the taste of the purchaser. The touch-lights may be chemically prepared in any well-known manner; also, the candles or tapers may be of wax or other material used in the manufacture of the  
90 smaller kind.

I am fully aware that it is not new to make boxes or other like articles with an arrange-  
95 ment of cells or compartments, or to construct two or more sliding drawers contained in one and the same casing. I am further aware that match-boxes have been in use having hinged thereto a candlestick or taper-holder, which folds up against the end of the box out of the  
way when not required for use. I do not, there-  
100 fore, desire to claim such construction, as my device is entirely different, and the candle-

stick is so connected to the same as to admit of its convenient removal and use independently.

Having now fully described my invention, what I claim as new, and desire to secure by Letters Patent, is—

1. The box or receptacle D, having its several cells and compartments, and the hinged candlestick F, with pointed tongue G, removably connected to the box or receptacle, substantially as and for the purpose set forth.
2. The outer casing, A, having longitudinal

partition a, case B, removable tray C, cover c, box D, having the several compartments and cells, as specified, and the candlestick F, hinged to the detachable tongue G, substantially as and for the purpose described.

In testimony that I claim the above I have hereunto subscribed my name in the presence of two witnesses.

THOMAS V. CURTIS.

Witnesses:

A. W. DURLEY,  
O. D. CURTIS.