

G. H. BROWN.
Support for Pictures.

No. 228,308.

Patented June 1, 1880.

Fig: 1.

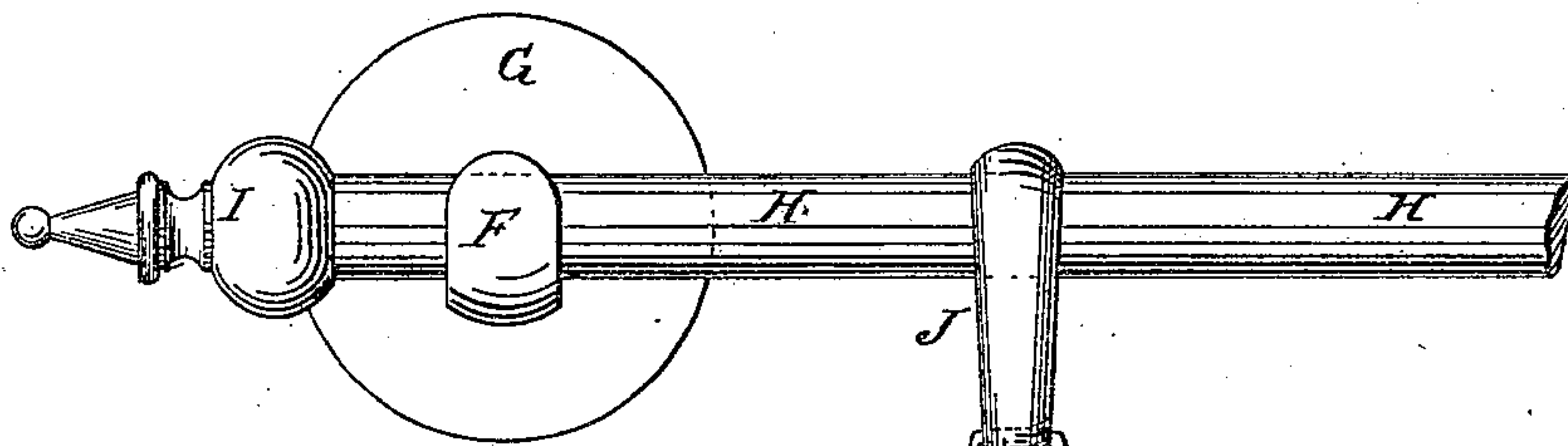


Fig: 2.

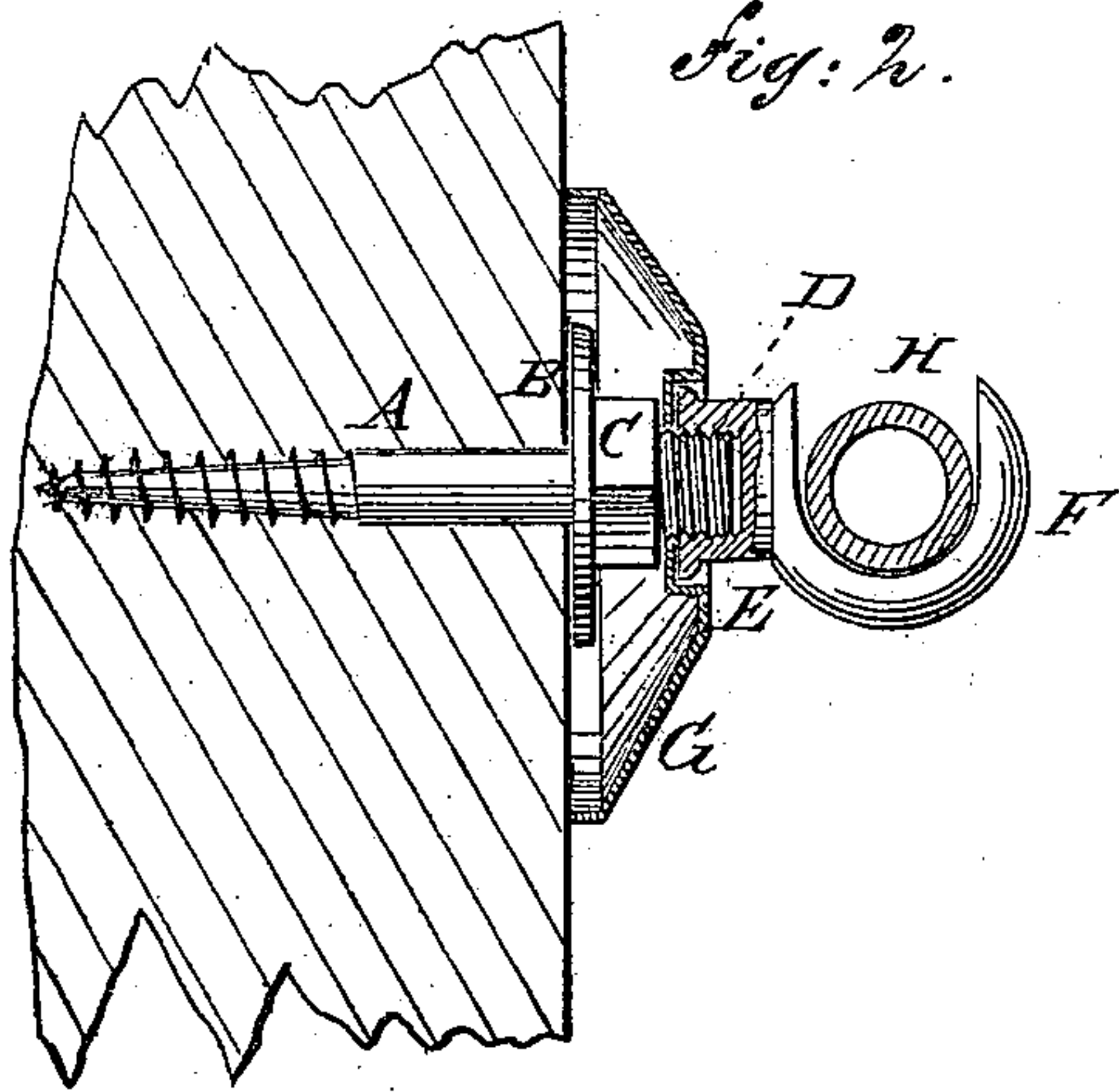


Fig: 3.

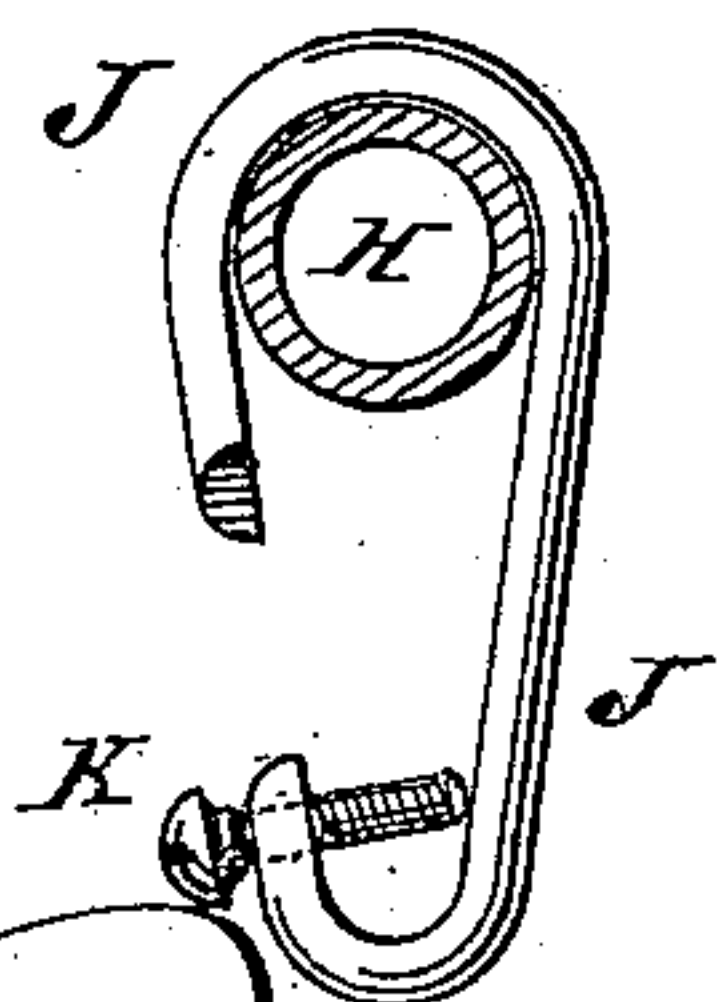
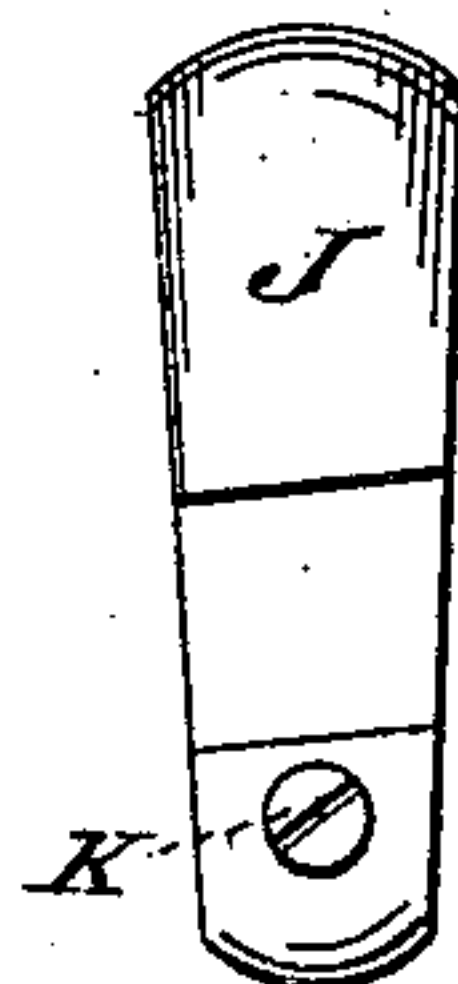


Fig: 4.



WITNESSES:

Chas. Nida.
C. Sedgwick

INVENTOR:

G. H. Brown
BY *Munn & Co*
ATTORNEYS.

UNITED STATES PATENT OFFICE

GEORGE H. BROWN, OF MOUNT VERNON, NEW YORK.

SUPPORT FOR PICTURES.

SPECIFICATION forming part of Letters Patent No. 228,308, dated June 1, 1880.

Application filed February 28, 1880.

To all whom it may concern:

Be it known that I, GEORGE HENRY BROWN, of Mount Vernon, in the county of Westchester and State of New York, have invented a new and useful Improvement in Supports for Pictures, of which the following is a specification.

Figure 1 is a front elevation of the improvement. Fig. 2 is a sectional elevation. Fig. 3 is a side elevation of the sliding hook. Fig. 4 is a rear elevation of the sliding hook.

Similar letters of reference indicate corresponding parts.

The object of this invention is to furnish supports for pictures so constructed that they may be put up and taken down without marring the wall, will allow the positions of the pictures to be readily changed, and will prevent the pictures from being accidentally detached.

A represents a screw, which is made with a circular plate or flange, B, to rest against the wall, a polygonal head, C, to receive a wrench for screwing it in and out, and a short screw, D, upon the outer side of its head C, to receive the cup-screw E, formed in the shank of the hook F.

The flanged head B C is covered by a concavo-convex plate, G, placed upon the screw D and kept in place by the screw-hook E F.

The cavity of the hook F is so formed as to receive and fit upon the rod H, which may be made hollow, and has ornamental knobs I formed upon or attached to its ends.

Upon the rod H is placed the upper bend of the double hook J, the lower bend of which is designed to receive the wire attached to the picture-frame.

The ends of the hook J, between which is the opening through which are inserted the rod H and the picture-wire, are inclined, as shown in Figs. 3 and 4, and are at such a distance apart that the hook J has to be inclined to one side to allow it to be placed upon and removed from the rod H, so that the hook cannot become accidentally detached from the said rod H.

In the lower end of the hook J is formed a screw-hole to receive a small set-screw, K, the forward end of which reaches to, or nearly to, the body of the said hook J, so that when the picture-wire has been inserted and the screw K turned forward, the said wire cannot become accidentally detached.

Having thus described my invention, I claim as new and desire to secure by Letters Patent—

1. A support for pictures, constructed substantially as herein shown and described, consisting of the screw A, having a flanged polygonal head, B C, with a short screw, D, upon the outer side of the head, a hook, F, having a cup-screw, E, in the shank, the rod H, and the double hook J, as set forth.

2. In a support for pictures, the double hook J, having set-screw K, substantially as herein shown and described, whereby the picture-wire is prevented from becoming accidentally detached, as set forth.

GEORGE H. BROWN.

Witnesses:

JAMES T. GRAHAM,
C. SEDGWICK.