

W. H. BAILEY.
Temporary Binder.

No. 227,715.

Patented May 18, 1880.

Fig. 1.

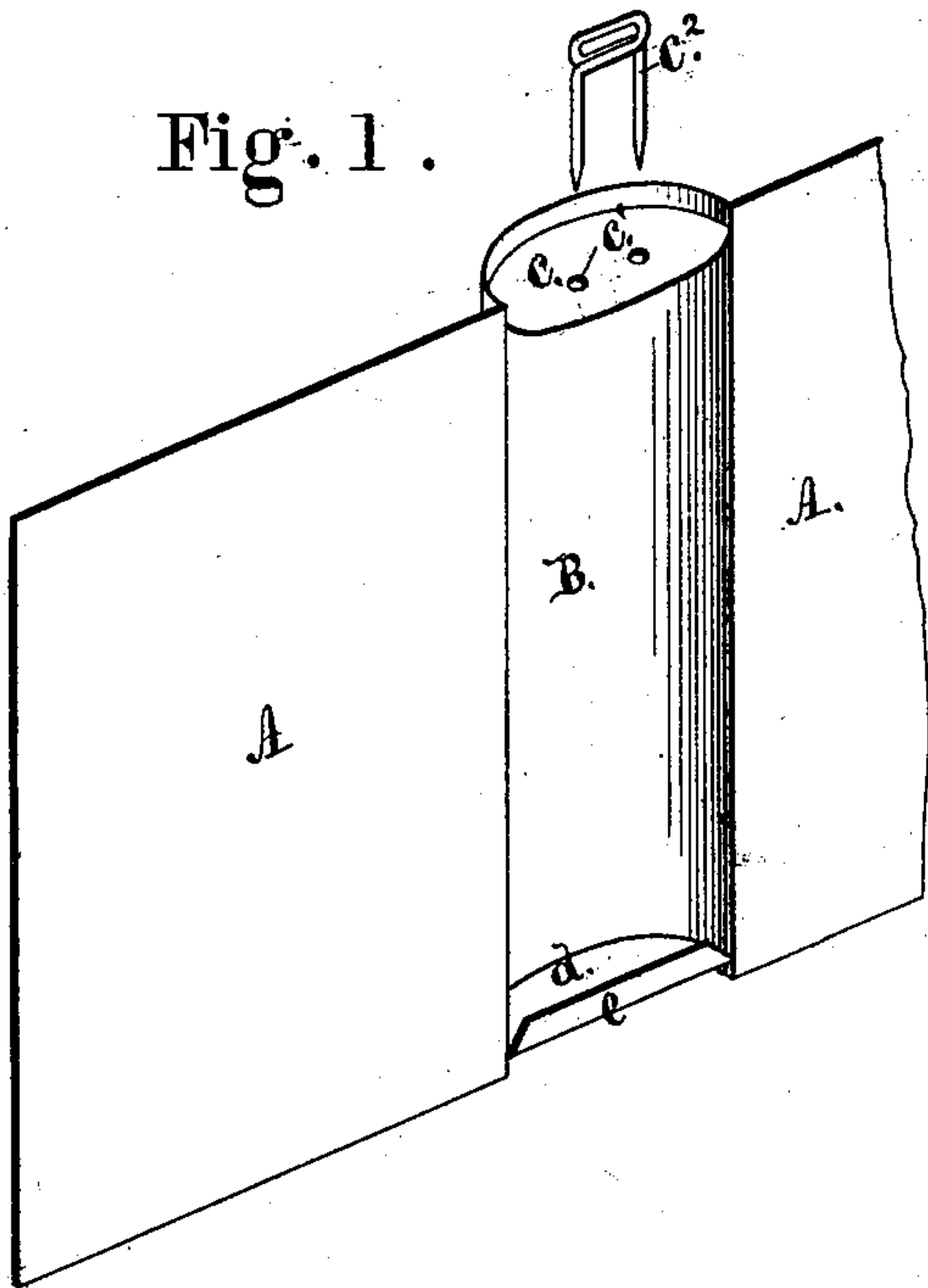


Fig. 2.

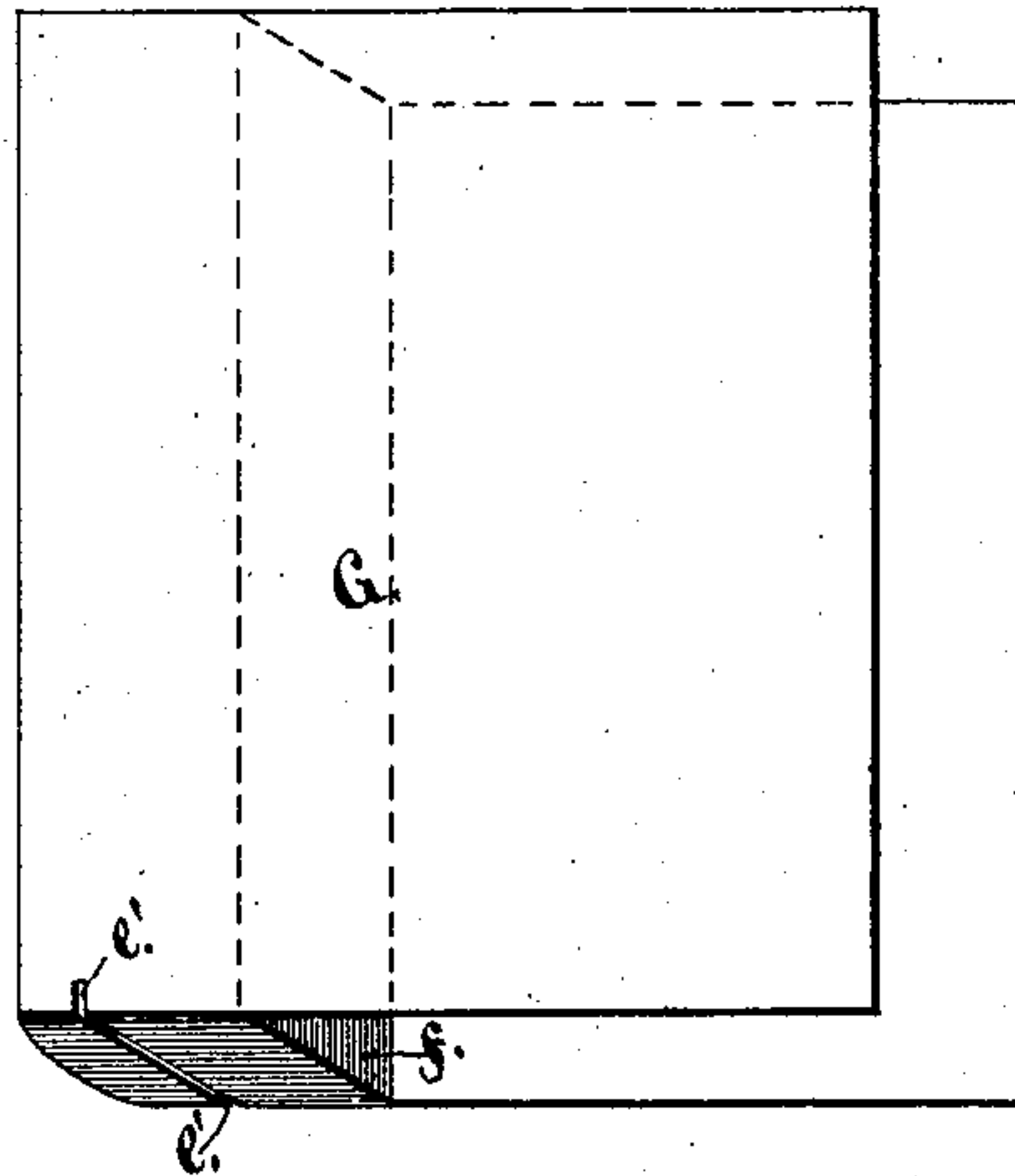
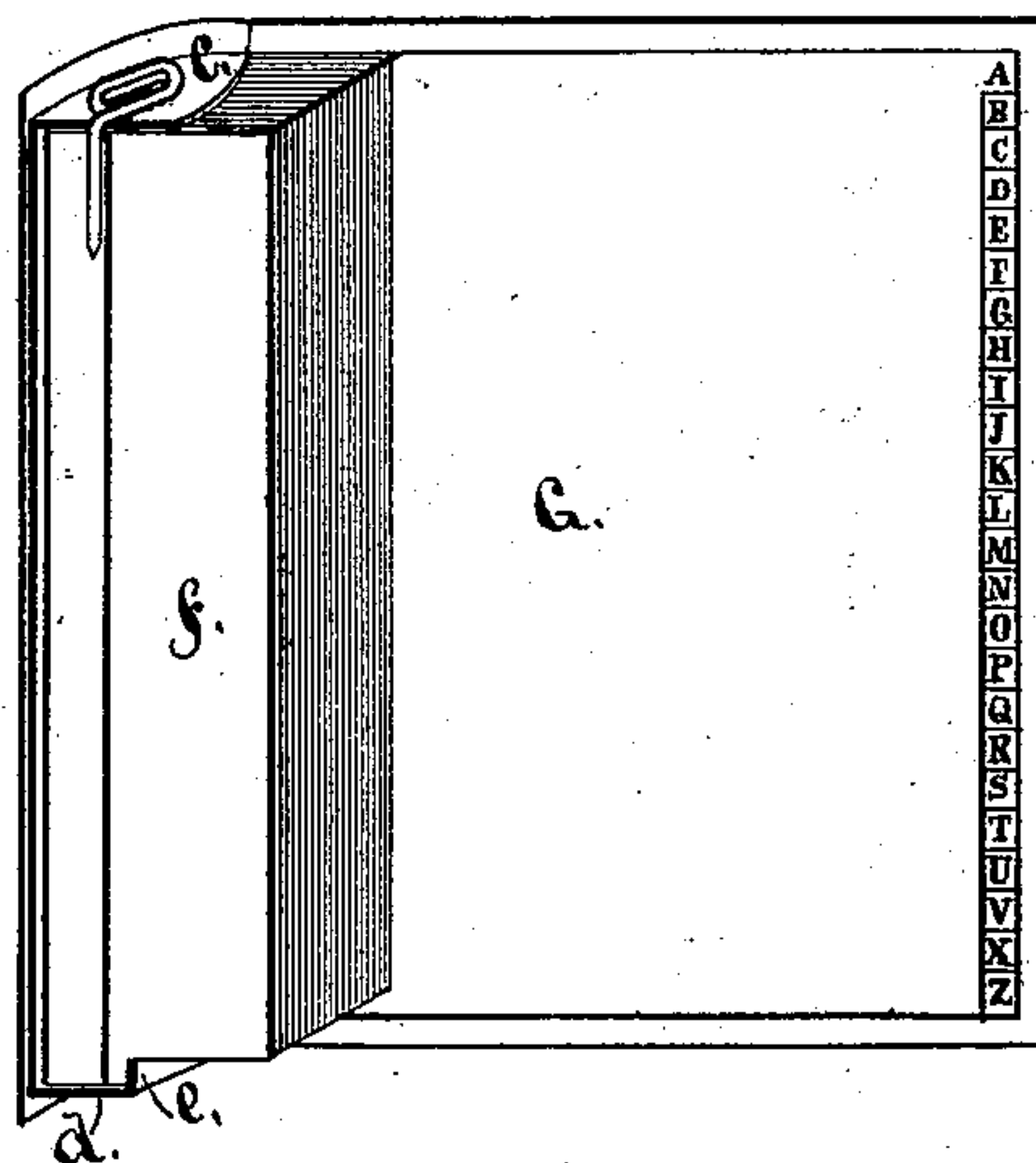


Fig. 3.



WITNESSES:

Joseph A. Miller Jr.
Chas. S. Calder

INVENTOR:

William H. Bailey
by Joseph A. Miller
att'y

UNITED STATES PATENT OFFICE.

WILLIAM H. BAILEY, OF PROVIDENCE, RHODE ISLAND, ASSIGNOR TO
JENNISON C. HALL, OF SAME PLACE.

TEMPORARY BINDER.

SPECIFICATION forming part of Letters Patent No. 227,715, dated May 18, 1880.

Application filed December 10, 1879.

To all whom it may concern:

Be it known that I, WILLIAM H. BAILEY, of the city and county of Providence, and State of Rhode Island, have invented a new and useful Improvement in Temporary Binders; and I hereby declare that the following is a full, clear, and exact description of the same, reference being had to the accompanying drawings, forming part of this specification.

This invention has reference to improvements in binders in which letters or other papers can be secured to gummed strips; and it consists in a detachable back, flexible inside covers, and index-sheets bound together and temporarily placed within a strong outside cover, to which they are secured and held until the binder is filled, when they can be readily removed and a new set inserted, all of which will be more fully set forth hereinafter.

Figure 1 is a view of the back and covers ready to receive the inserted binder. The staple by means of which it is secured is shown above the back. Fig. 2 is a view showing the binder ready to be inserted in the outside covers; and Fig. 3 shows the binder with the index-sheets secured within the flexible inside covers, one of which is removed so as to show the manner of securing the binder more clearly.

In the drawings, A A are the two outside covers, and B the back. The back is strengthened by a metal lining, so as to hold the same in proper shape and prevent the collapsing of the back when the binder is only partially filled.

c is a metal plate, provided with the holes *c'*, into which the staple *c²* is pushed, so as to enter the block of gummed stubs of the removable binder.

d is another metal plate, secured at the end of the back opposite to the end on which the plate *c* is secured. The plate *d* is provided with the lip *e*, which enters either into the slit *e'* in the block of gummed stubs of the removable binder G, as shown in Fig. 2, or in front of the projecting end of the block of gummed stubs, as shown in Fig. 3.

f is the back of the removable binder, consisting of a number of narrow strips of paper

or other suitable material, one side of which is gummed, so that letters or other sheets of paper can be readily secured by simply wetting the gummed side of one of these strips. These gummed strips are bound together so as to form a block of gummed stubs, and are provided with a stout sheet to form the covers, and with an alphabetical register. The cut *e'* is now made in one end of the block of gummed stubs; or the portion of the strips in front of the lip *e* may be cut away, as in Fig. 3, so that the rear portion will enter behind the lip *e* and the other end pass under the plate *c*. The staple *c²* is now pushed through the holes *c'* into the block of gummed strips *f* forming the back, and the binder is complete. This binder can now be filled with papers by securing one edge to the gummed strips *f*, and these sheets can be regularly indexed in the alphabetical register, and when completed the removable binder is readily loosened by withdrawing the staple *c²*, and the completed book, with its index and covering-sheets, can be removed and stored away, forming a complete book, in which any paper can be readily found if properly indexed. A new binder is now inserted into the outside covers and the process repeated.

Books provided with either the slit *e'* or the projection at the back may be inserted in the outside covers for temporary use, and can be readily removed.

Having thus described my invention, I claim as new and desire to secure by Letters Patent—

1. The combination, with the outside covers, A A, and back B, of the plate *c*, provided with the holes *c'*, the plate *d*, provided with the lip *e*, and the staple *c²*, arranged to secure and protect a book or binder, as and for the purpose set forth.

2. The combination, with the covers A A and back B, provided with the plates *c* and *d*, of the binder G, consisting of covering-sheets and index-leaves bound together with the block of gummed stubs *f* and the staple *c²*, substantially as and for the purpose described.

WILLIAM H. BAILEY.

Witnesses:

JOSEPH A. MILLER,

JOSEPH A. MILLER, Jr.