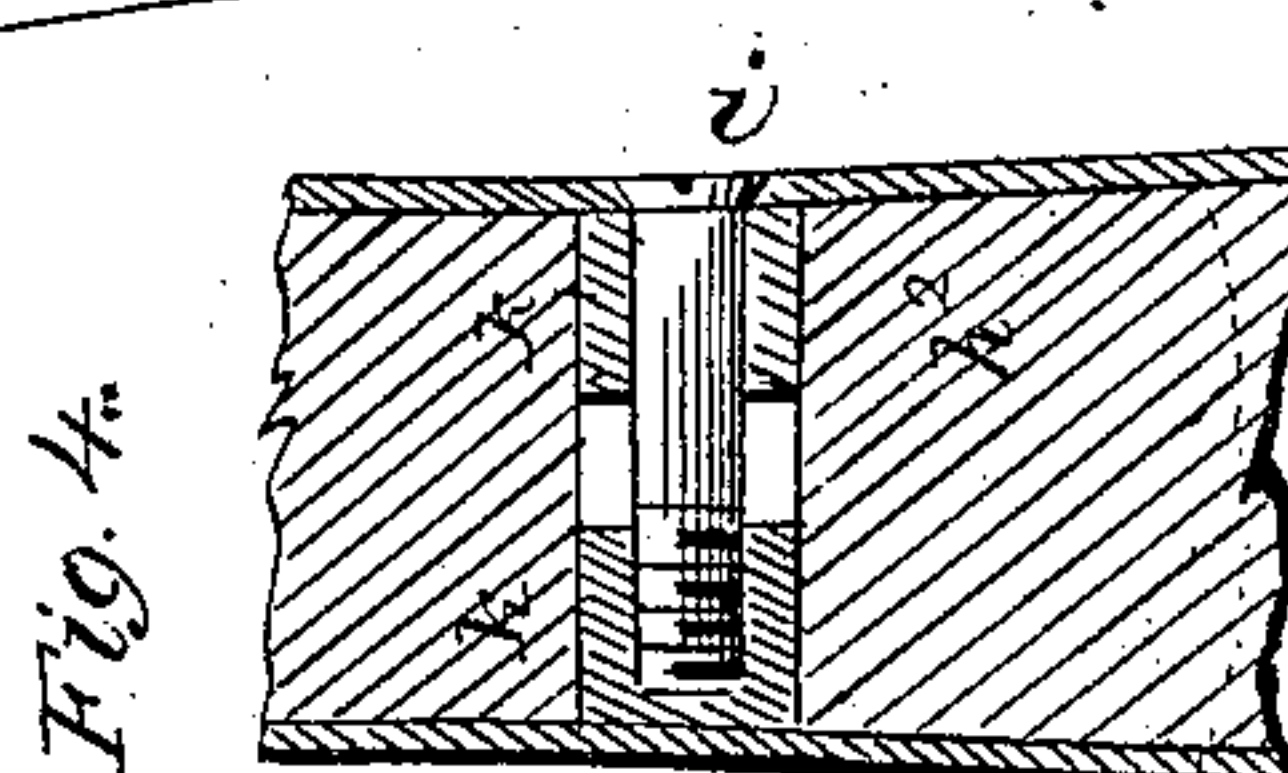
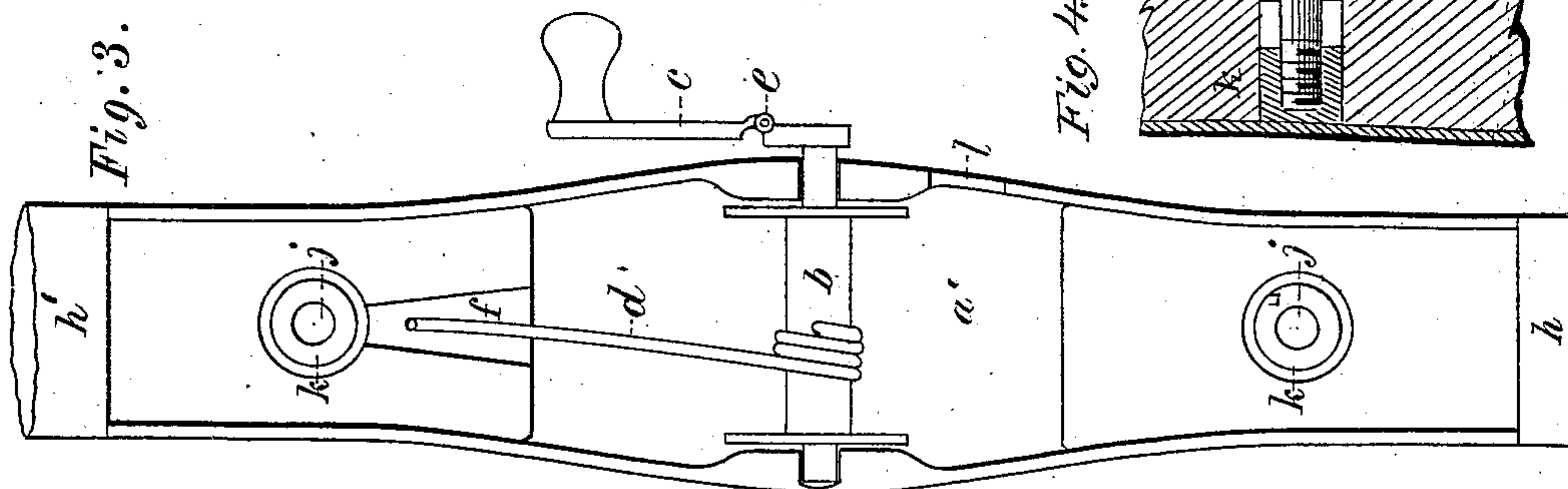
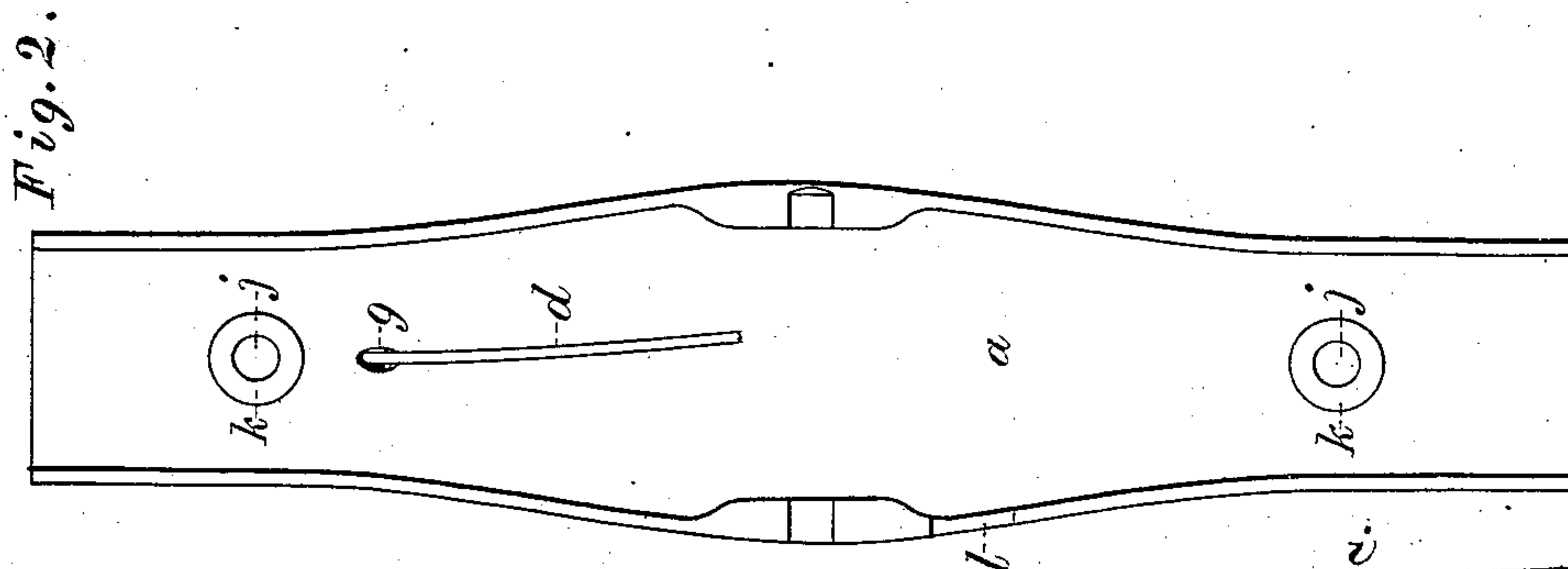
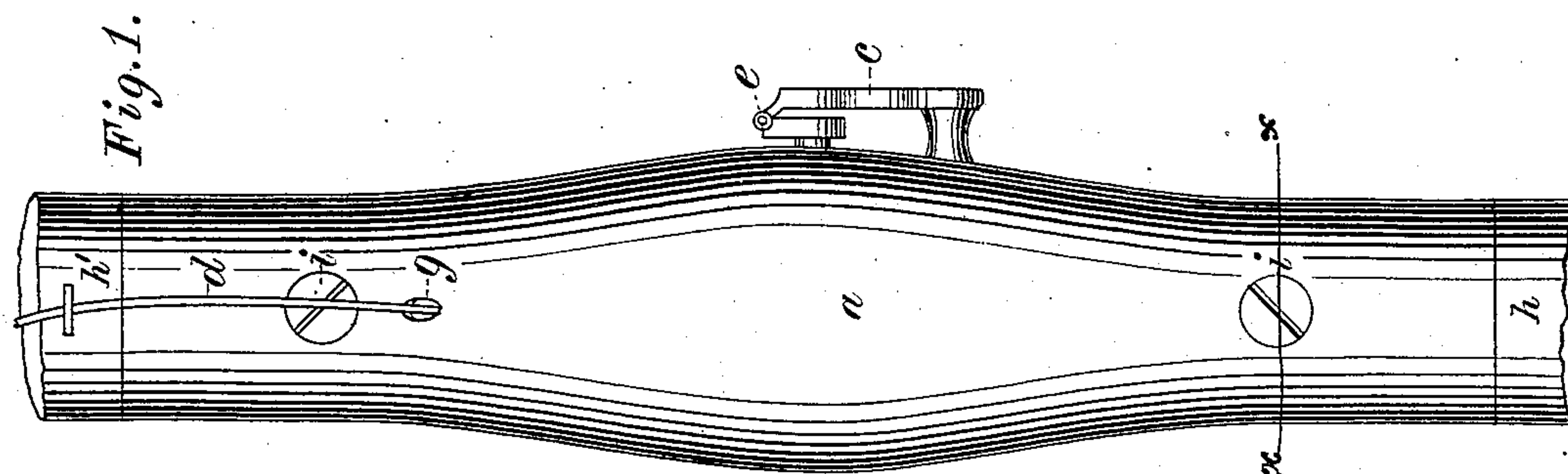


G. HANCOCK.  
Fishing-Reel.

No. 227,000.

Patented April 27, 1880.



WITNESSES;

*H. C. Jones*  
*A. A. Decker*

INVENTOR;

*George Hancock*

# UNITED STATES PATENT OFFICE.

GEORGE HANCOCK, OF NORTH ADAMS, MASSACHUSETTS.

## FISHING-REEL.

SPECIFICATION forming part of Letters Patent No. 227,000, dated April 27, 1880.

Application filed January 23, 1880.

*To all whom it may concern:*

Be it known that I, GEORGE HANCOCK, of North Adams, in the county of Berkshire and State of Massachusetts, have invented certain  
5 new and useful Improvements in Fishing-Reels; and I do hereby declare the following to be a full, clear, and exact description of the same, reference being made to the accompanying drawings, forming a part of this specification, and in which—

10 Figure 1 represents a side view of the shell or case of my improved reel; Figs. 2 and 3, interior plan views of the sections composing the shell or case and the reel as applied thereto; Fig. 4, a cross-section through the line  $x x$  of Fig. 1.

My invention relates to certain new and useful improvements in the class of fishing-reels employing a case for containing the reel, and  
20 which constitutes a portion of the rod; and the invention consists in a novel construction of case or shell, and means for securing said case together and to the butt and remaining portion of rod, all as will be hereinafter fully  
25 described, and specifically pointed out in the claim.

In the drawings,  $a a'$  represents the shell or case, composed of two longitudinal half-sections having interior bearings for the reel  $b$  and an opening on one side through which one  
30 end of the shaft of the reel projects, and which is provided with a pivoted crank,  $c$ , adapted to be turned and inserted through a hole in the case or shell for locking the reel when desired. The case or shell is also provided with  
35 an opening or slot,  $g$ , through which passes the line  $d$ , wound upon the reel.

The sections composing the shell or case are provided near each end with interior bosses,  
40  $k$ , which fit in holes  $h^2$ , formed through the butt  $h$  and portion  $h'$  of the rod, all as clearly

shown in Fig. 4, and the sections of the shell or case are secured together and to the sections of the rod by screws  $i i$ , passing through one side of the case, through the bosses and sections of the rod, and screwed into the bosses  
45  $k$  of the section  $a$  of the case or shell. The section  $h'$  of the rod is provided with a slot or groove,  $s$ , in which the line passes in order to reach the outlet-opening  $g$ .

By my improved construction of case or shell the sections of the same can be drawn  
50 closely together, giving the outside thereof a perfect finish, and at the same time rigidly securing the sections of the rod thereto.

I am aware that a case or shell containing the fishing-reel and forming a portion of the rod is old, and such I do not wish to be understood as claiming, broadly, as of my invention; but,

Having thus fully described my invention, what I claim as new, and desire to secure by Letters Patent, is—

In a fishing-reel having the shell or case containing the reel forming a portion of the  
65 rod, the combination of the half-sections  $a a'$ , composing the shell or case, having interior bearings for the shaft of the reel and interior hollow bosses  $k k$  at or near the ends thereof, the section  $h$  of the rod having hole  $h^2$  through  
70 it, and the section  $h'$  having a similar hole,  $h^2$ , through it, and groove  $f$ , and the screws  $i i$ , for securing the sections of the case or shell and sections of the rod together, as herein shown and described.

In witness whereof I have hereunto subscribed my name the 8th day of January, 1880.

GEORGE HANCOCK.

In presence of—

HENRY ROBINSON,  
IRVING WARREN.