

C. B. MORSE.
Spinning-Ring and Holder.

No. 226,242.

Patented April 6, 1880.

Fig. 1.

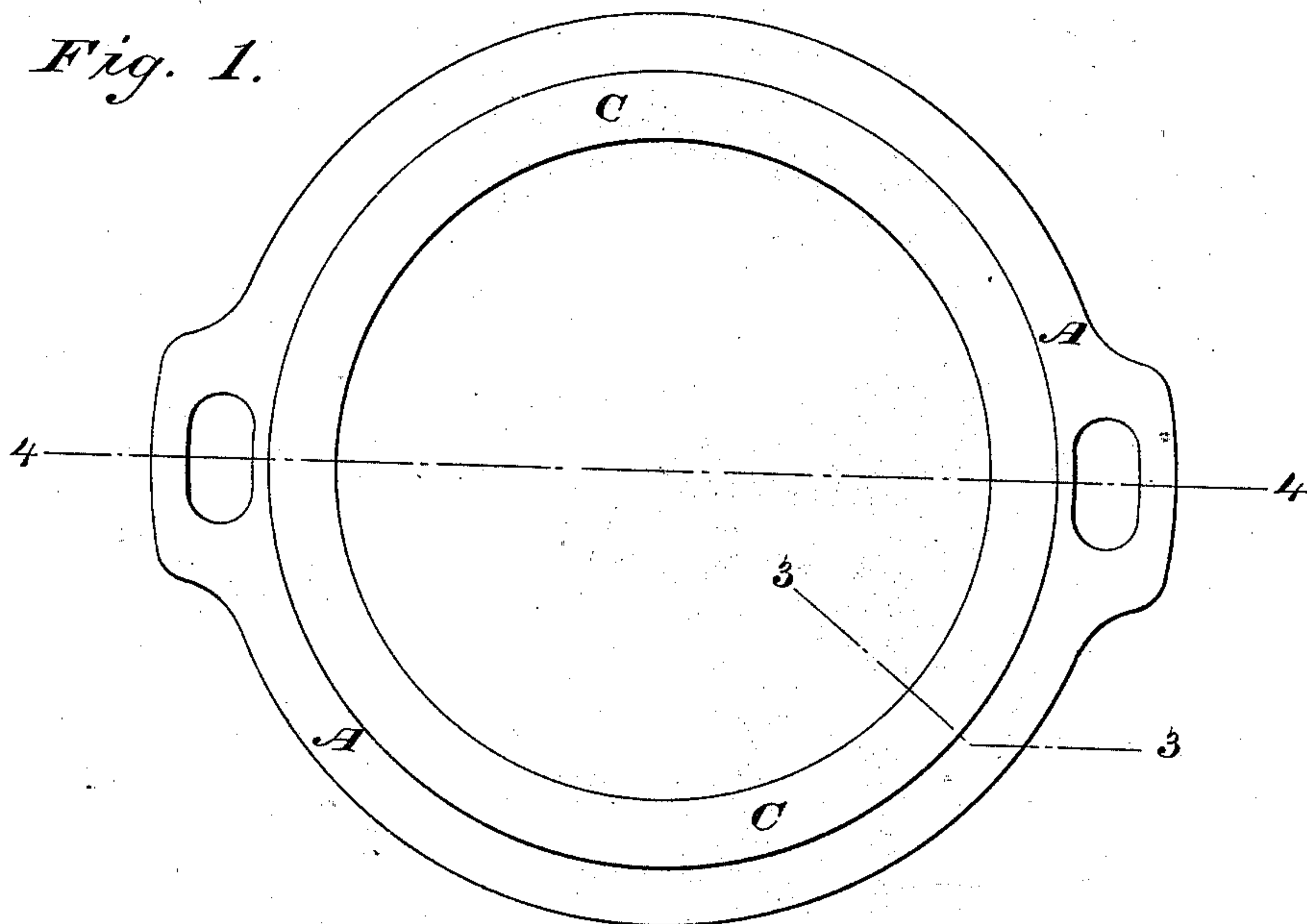


Fig. 2.




Fig. 3.

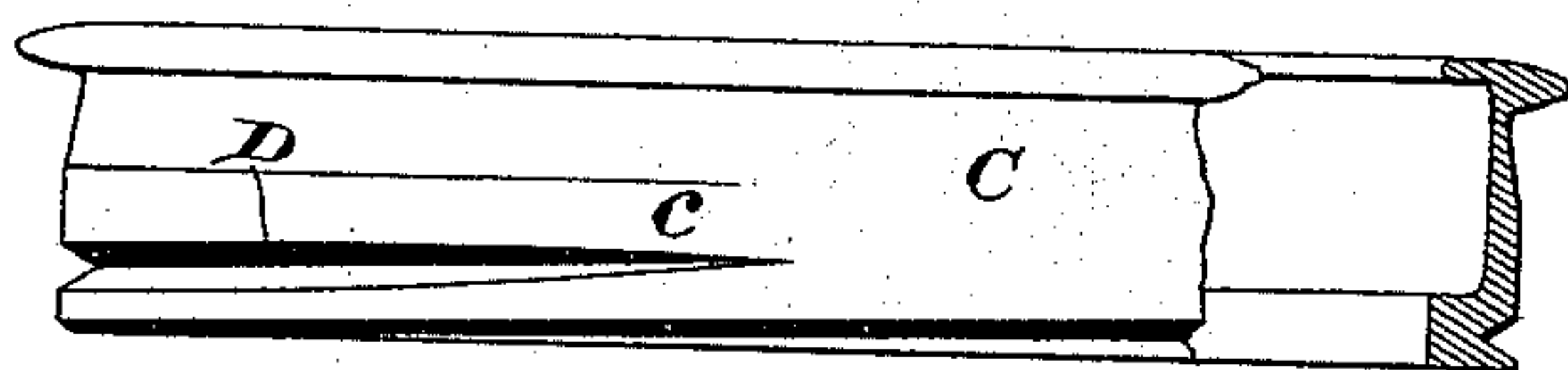



Fig. 4.



WITNESSES:

Wm. A. Skinkly,
Geo. W. Oreck.

INVENTOR

Cyrus B. Morse,
By his Attorneys,
Galdwin, Hopkins & Peyton.

UNITED STATES PATENT OFFICE.

CYRUS B. MORSE, OF RHINEBECK, NEW YORK, ASSIGNOR OF ONE-HALF OF
HIS RIGHT TO FALES, JENKS & SONS, OF PAWTUCKET, R. I.

SPINNING-RING AND HOLDER.

SPECIFICATION forming part of Letters Patent No. 226,242, dated April 6, 1880.

Application filed August 16, 1879.

To all whom it may concern:

Be it known that I, CYRUS B. MORSE, of Rhinebeck, in the county of Dutchess and State of New York, have invented a new and useful Improvement in Spinning-Rings and Holders, of which the following is a specification.

My improvement has for its object to secure spinning-rings to their holders in a simple and reliable manner, so that they can readily and rapidly be put in position, or removed and replaced when they become worn, and yet will be held very firmly for the spinning operation.

Besides these considerations of utility, my improvement has special reference to economy of manufacture of spinning-rings and holders, the construction of the ordinary more expensive means of joining them being avoided, and my simpler, less costly, and more perfect means being substituted.

My invention consists of a light ring-holder having a projecting spiral lip or thread, which extends only once or less than once around its inside, so as to admit of its being readily cast in a mold and withdrawn, and so that it can be fitted and accurately shaped by dies.

My invention also consists in combining with such a ring-holder a spinning-ring having at its base a spiral groove corresponding to the lip of the holder, and graduated as to depth for about an inch from its upper terminus, so as to form an incline, which will wedge and secure the ring in the holder.

In the accompanying drawings, illustrating my invention, Figure 1 is a plan view of my ring and holder secured together. Fig. 2 is a side elevation of the same. Fig. 3 is a side elevation of the ring, partly in section, on the line 3 3 of Fig. 1, and Fig. 4 is a section of the holder on the line 4 4 of Fig. 1.

A indicates a ring-holder, formed according to my invention by casting of malleable iron or other suitable material, and having a spiral lip or thread, B.

C indicates an ordinary spinning-ring having around its base a spiral groove corresponding to the spiral lip of the holder. This groove is diminished in depth at c, for the purpose above mentioned.

In practice, the lip and the groove may extend entirely or only part way around the ring and holder.

The rings I prefer to form of steel or of hardened iron, while I cast the holders of malleable iron, brass, or any suitable composition, and afterward anneal and then straighten and fit them exactly in suitable dies to match the spiral grooves of the rings. Thus, it will be observed, I have a very simple and excellent plan of forming and joining my rings and holders, which results in material economy and convenience both in their manufacture and use.

I am, of course, aware that the idea of holding two bodies firmly together by means of corresponding spiral grooves and projections, one or the other formed into an incline, is very ancient, considered broadly, as a mechanical expedient, and that this principle has among other things been very successfully applied during the present generation (under the protection of an important patent for an improvement in fruit-jars) for securing the covers onto glass fruit-cans. I do not, therefore, set up any claim to the discovery of this principle broadly, but limit my claim to the useful improvement of spinning-rings and holders, which the successful application of the principle to form and join them constitutes.

What I claim as new, and desire to secure by Letters Patent, is—

1. A spinning-ring holder having an inwardly-projecting spiral lip or thread extending wholly or partly around the interior ring-opening, substantially as and for the purpose described.

2. The combination of a ring-holder having a spiral lip or thread, substantially as set forth, with a spinning-ring having a corresponding spiral groove around its base graduated in depth near its upper terminus, as set forth, so as to form an incline to wedge the ring and holder firmly together, as described.

In testimony whereof I have hereunto subscribed my name.

CYRUS B. MORSE.

Witnesses:

B. WAGER,

A. LEE WAGER.