


I. J. LISTER.  
Burglar-Alarm.

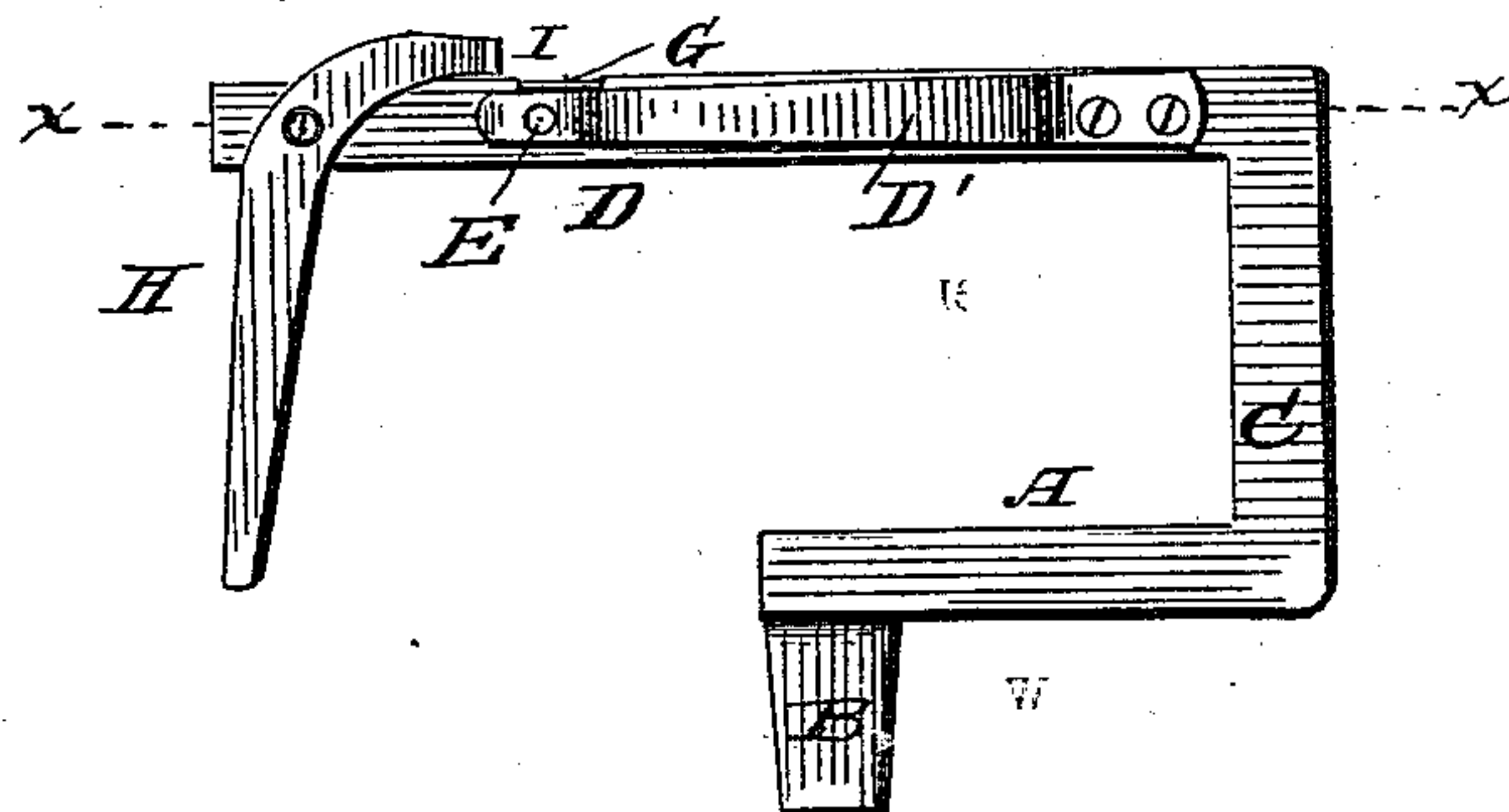
No. 226,236.

Patented April 6, 1880.

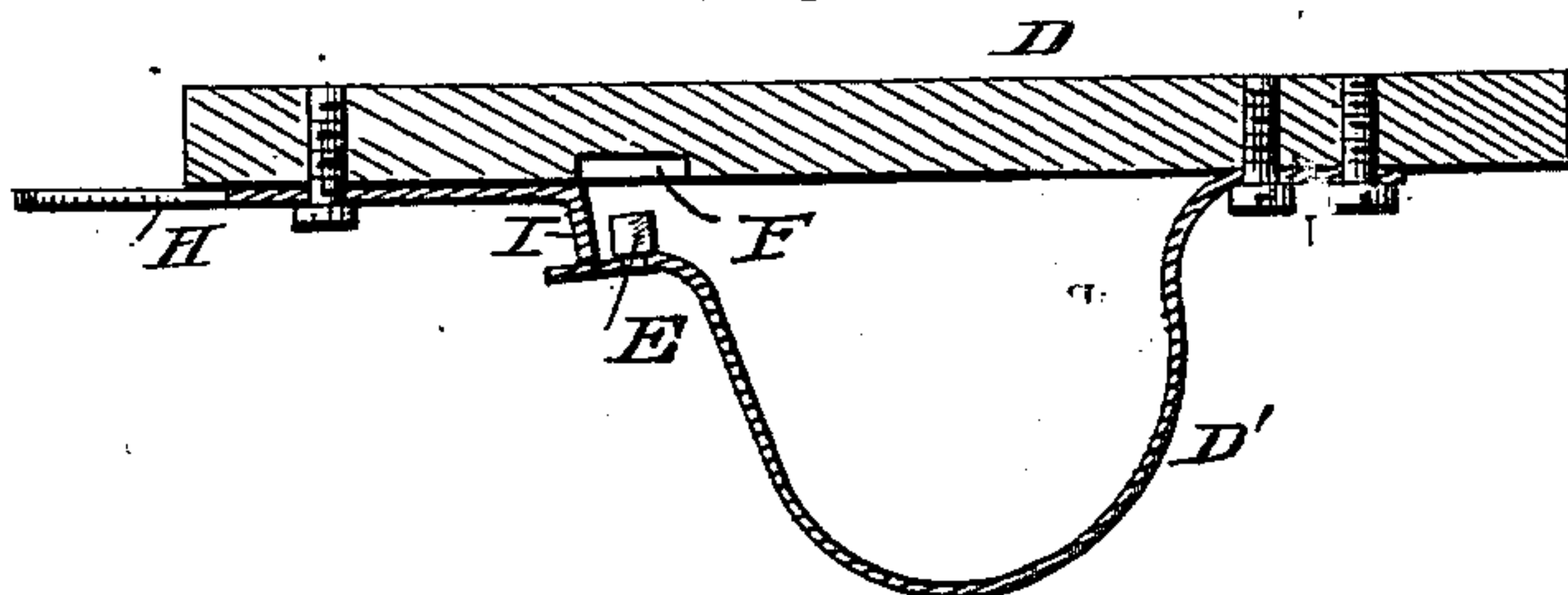
*Fig. 1.*



*Fig. 2.*



*Fig. 3.*



Witnesses:  
Fred. G. Dieterich  
J. R. Littell,

Inventor:  
Isaac J. Lister,  
by C. A. Snow & Co.  
Attorneys.

# UNITED STATES PATENT OFFICE.

ISAAC J. LISTER, OF RICHWOOD, OHIO.

## BURGLAR-ALARM.

SPECIFICATION forming part of Letters Patent No. 226,236, dated April 6, 1880.

Application filed February 28, 1880.

*To all whom it may concern:*

Be it known that I, ISAAC J. LISTER, of Richwood, in the county of Union and State of Ohio, have invented certain new and useful  
5 Improvements in Burglar-Alarms; and I do hereby declare that the following is a full, clear, and exact description of the invention, which will enable others skilled in the art to which it appertains to make and use the same, reference being had to the accompanying drawings, which form a part of this specification.

Figure 1 is a perspective view, showing the device in position for operation. Fig. 2 is a side view; and Fig. 3 is a sectional view on  
15 the line *x x*, Fig. 2.

Corresponding parts in the several figures are denoted by like letters of reference.

This invention relates to burglar-alarms; and it consists in certain improvements in the  
20 construction of the same, which will be herein-after fully described, and particularly pointed out in the claim.

In the drawings hereto annexed, A represents a rod or bar, of iron or other suitable  
25 material, provided at its front end with a downward-projecting prong or spike, B, and at its rear end with an upright, C, having a forward-projecting arm or bracket, D, of greater length than the rod A.

Upon the side of the arm or bracket D is secured a strong bow-spring, D', provided at its free end with a stud or striker, E, adapted to enter a recess, F, in which a percussion-cap may be adjusted and held in position by a  
35 cross-piece, G.

Near the end of bracket D is pivoted a lever, H, provided at one end with a stud, I, beveled on top, and adapted to enter under

the hammer end of spring D', for the purpose of holding the hammer or striker out from the  
40 receptacle or recess in which the percussion-cap is held.

The operation of my invention will be readily understood from the foregoing description and by reference to the drawings hereto annexed.  
45

The spring is raised and supported upon the beveled stud I of lever H. A cap is then placed in the recess F, and the apparatus is now ready to be placed in position in front of  
50 a door. To do this it is simply placed in such a position that the door, when opened, shall strike the lever H, thus releasing the spring and causing the explosion of the cap.

The apparatus is retained in position by the spur or spike B, which enters the floor, and it  
55 may be partly or wholly concealed by a carpet, rug, or mat, which may be easily replaced when the apparatus is removed.

Having thus described my invention, I claim and desire to secure by Letters Patent of the  
60 United States—

As an improvement in burglar-alarms, the combination, with the frame A C D, having spur B, recess F, and cross-piece G, of the bow-spring D', having hammer E, and the lever  
65 H, having beveled stud I, all arranged and operating substantially as and for the purpose shown and specified.

In testimony that I claim the foregoing as my own I have hereto affixed my signature in  
70 presence of two witnesses.

ISAAC JAMES LISTER.

Witnesses:

S. S. GARDINER,  
JOSEPH EDWARDS.