

B. P. SHILLABER.
Portfolio-Stand.

No. 225,171.

Patented Mar. 2, 1880.

Fig. 3.

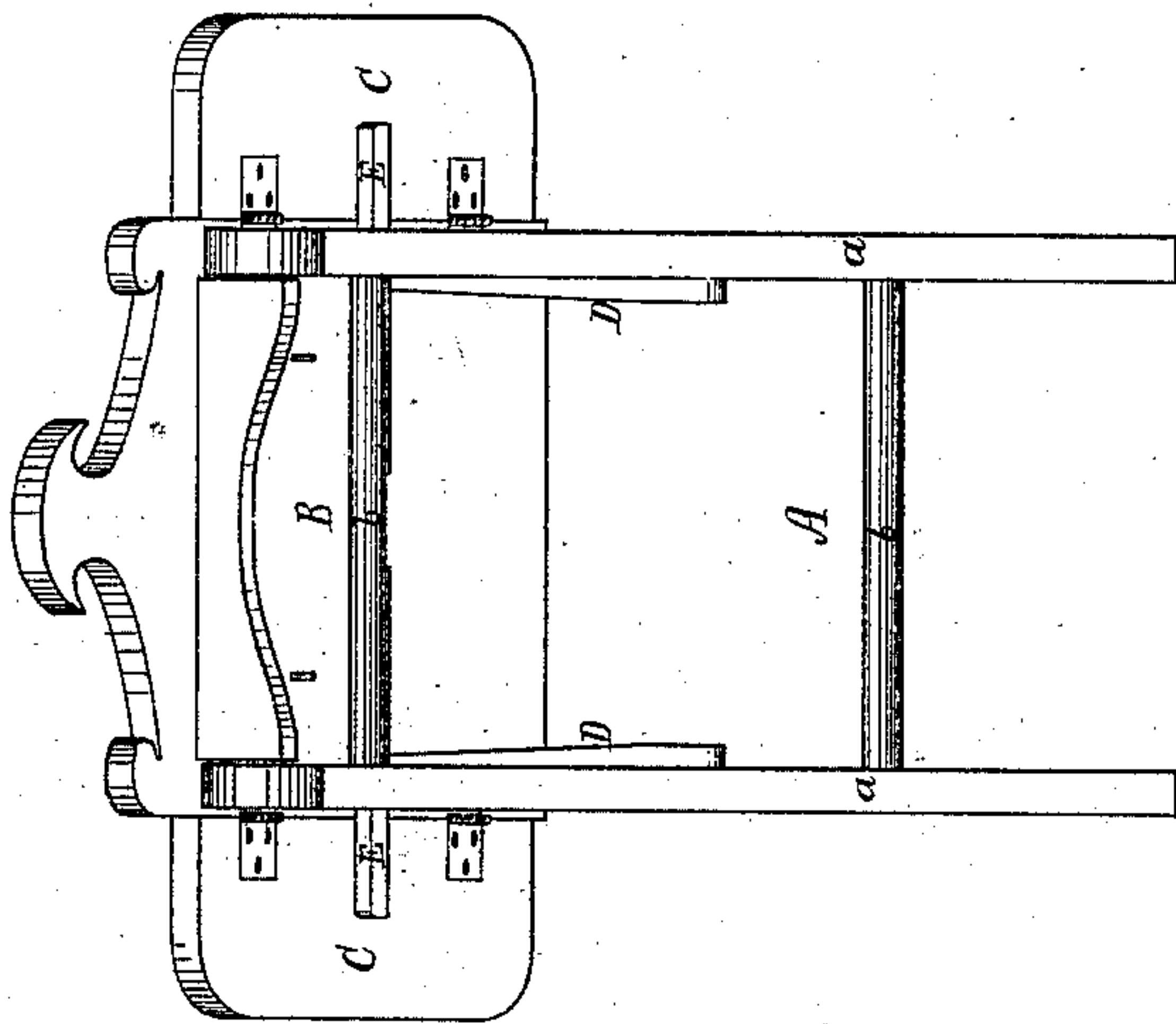


Fig. 2.

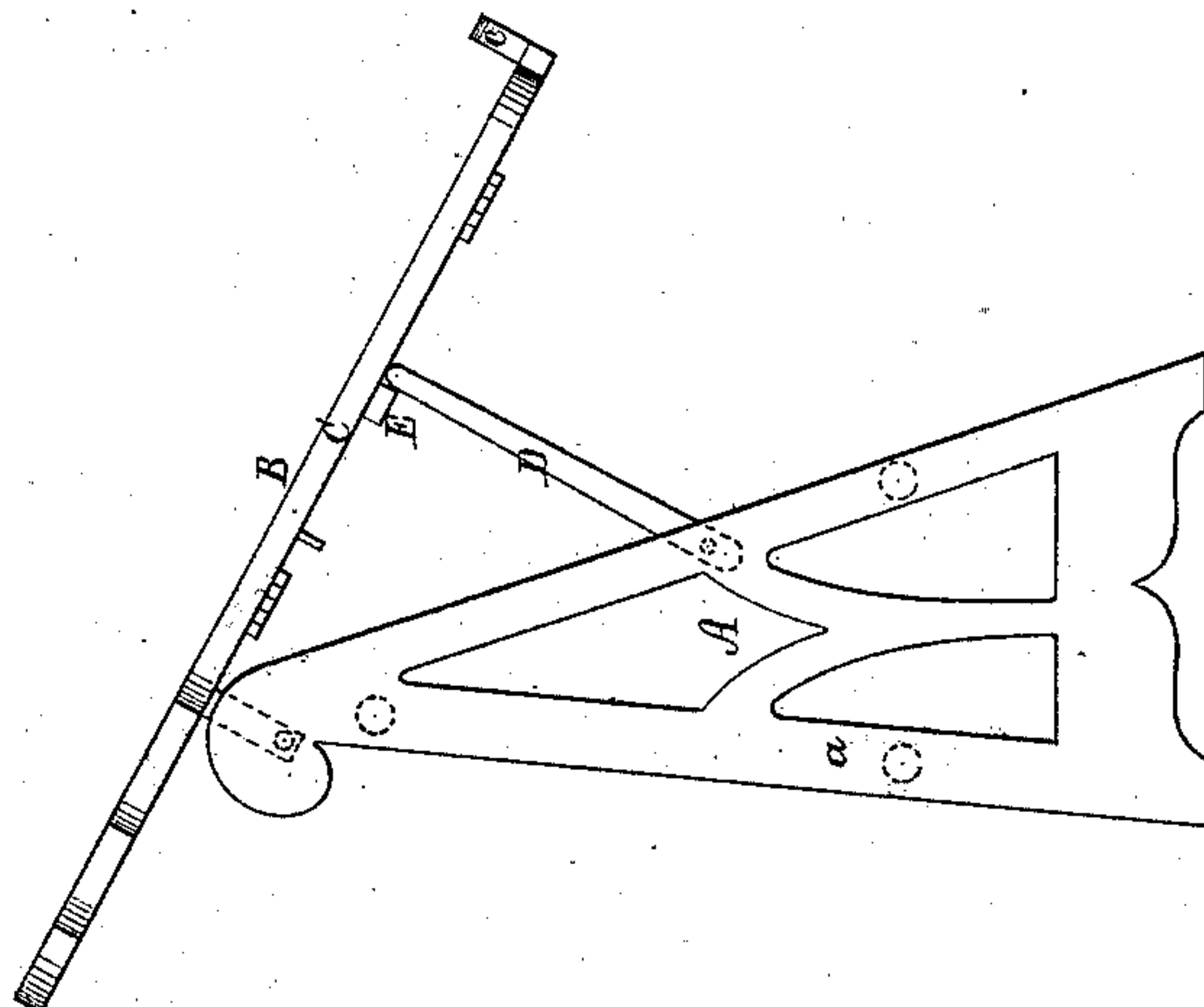
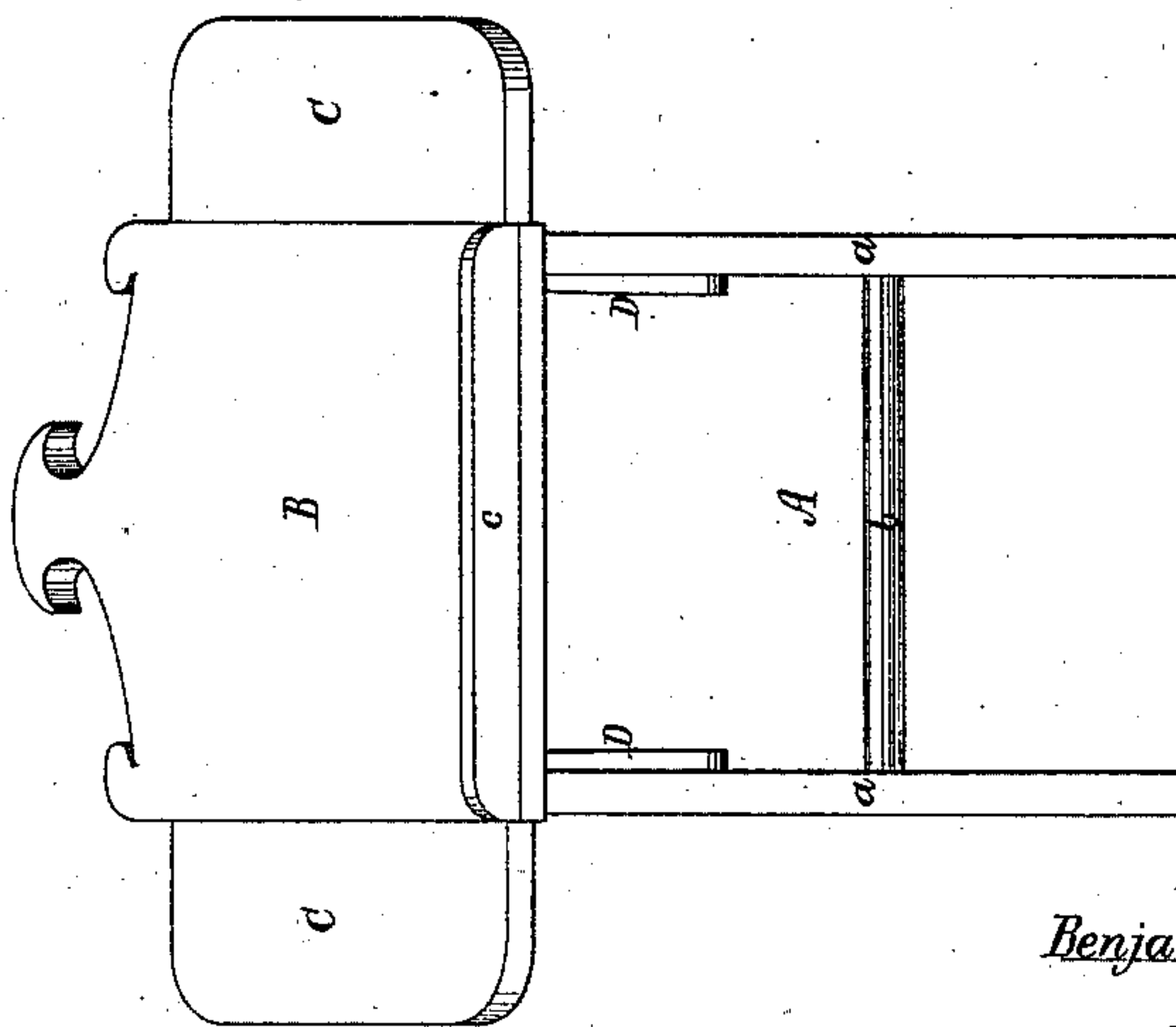


Fig. 1.



Witnesses

S. N. Piper

W. H. Lunt

Inventor

Benjamin P. Shillaber.

by attorney

R. H. Eddy

UNITED STATES PATENT OFFICE.

BENJAMIN P. SHILLABER, OF CHELSEA, MASSACHUSETTS.

PORTFOLIO-STAND.

SPECIFICATION forming part of Letters Patent No. 225,171, dated March 2, 1880.

Application filed November 6, 1879.

To all whom it may concern :

Be it known that I, BENJAMIN P. SHILLABER, of Chelsea, of the county of Suffolk and State of Massachusetts, have invented a new and useful Improvement in Portfolio-Stands; and I do hereby declare the same to be described in the following specification and represented in the accompanying drawings, of which—

10 Figure 1 is a front elevation, Fig. 2 a side view, and Fig. 3 a rear elevation, of it.

It consists of a sustaining-frame, A, a tablet, B, and two leaves, C C, arranged and combined and provided with pivoted sustaining-bars D D E E, substantially as hereinafter described—that is to say, the sustaining-frame A, as shown, is composed of two standards, *a* *a*, and a series of connecting bars or rounds, *b b b*, all being arranged as represented.

20 The tablet B is hinged or pivoted, near its upper part, to the frame A, and at its lower end is provided with a ledge, *c*, projecting from it, as shown.

To the tablet, at its two opposite edges, the 25 two leaves C C are respectively hinged, so as to be capable of being turned up into one plane with the tablet, or, when it is down to its lowest position, of being turned into right angles with it (the said tablet) and against the 30 outer faces of the standards *a a*.

Furthermore, for supporting the tablet in an inclined position, to enable it to be used as a desk or for a like purpose, there are pivoted to the two standards two sustaining bars or 35 struts, D D, upon whose upper ends the tablet, when raised up, rests. On turning the struts back within the frame A the tablet may

be lowered so as to rest against the front edges of the standards.

To the rear side of the tablet long turn-but- 40 tons or bars E E are pivoted, they, when turned so as to project beyond the outer edges of the tablet, serving to hold the two leaves in the plane of the tablet, in order that they, (the said leaves) with the tablet, may be used to ad- 45 vantage in sustaining a portfolio when open and resting upon them.

When the parts of the portfolio-stand are folded together the tablet and its leaves rest against the standards in a manner to cause the 50 whole article to conveniently pack in a small compass in comparison to what it may occupy when unfolded for use.

If desirable, the tablet may be pivoted at or near its middle to the stand; but it is prefer- 55 able, generally speaking, to have it pivoted near its upper part thereto.

I claim—

The portfolio-stand hereinbefore described, composed of the sustaining-frame A, inclined 60 on its front side and provided with the pivoted struts D and tablet B, having at its sides hinged leaves C and pivoted bars E, the tablet being pivoted to the upper part of the frame, so that it may be supported on the 65 struts D or be folded down against the front of the frame, with leaves folding against the sides thereof, all as described.

BENJAMIN P. SHILLABER.

Witnesses:

R. H. EDDY,
W. W. LUNT.