

T. B. BISHOP.
Label-Holder.

No. 225,045.

Patented Mar. 2, 1880.

Fig: 1

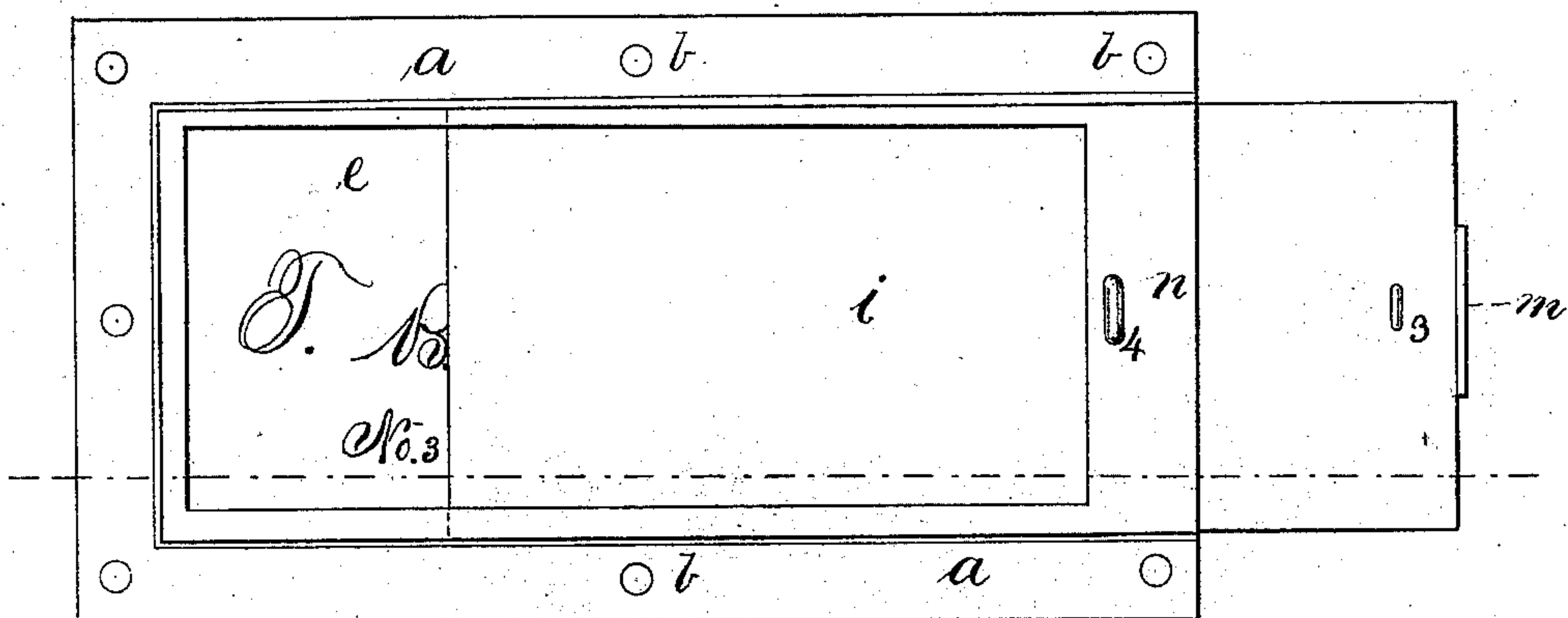


Fig: 2.




Fig: 3.



Fig: 5.

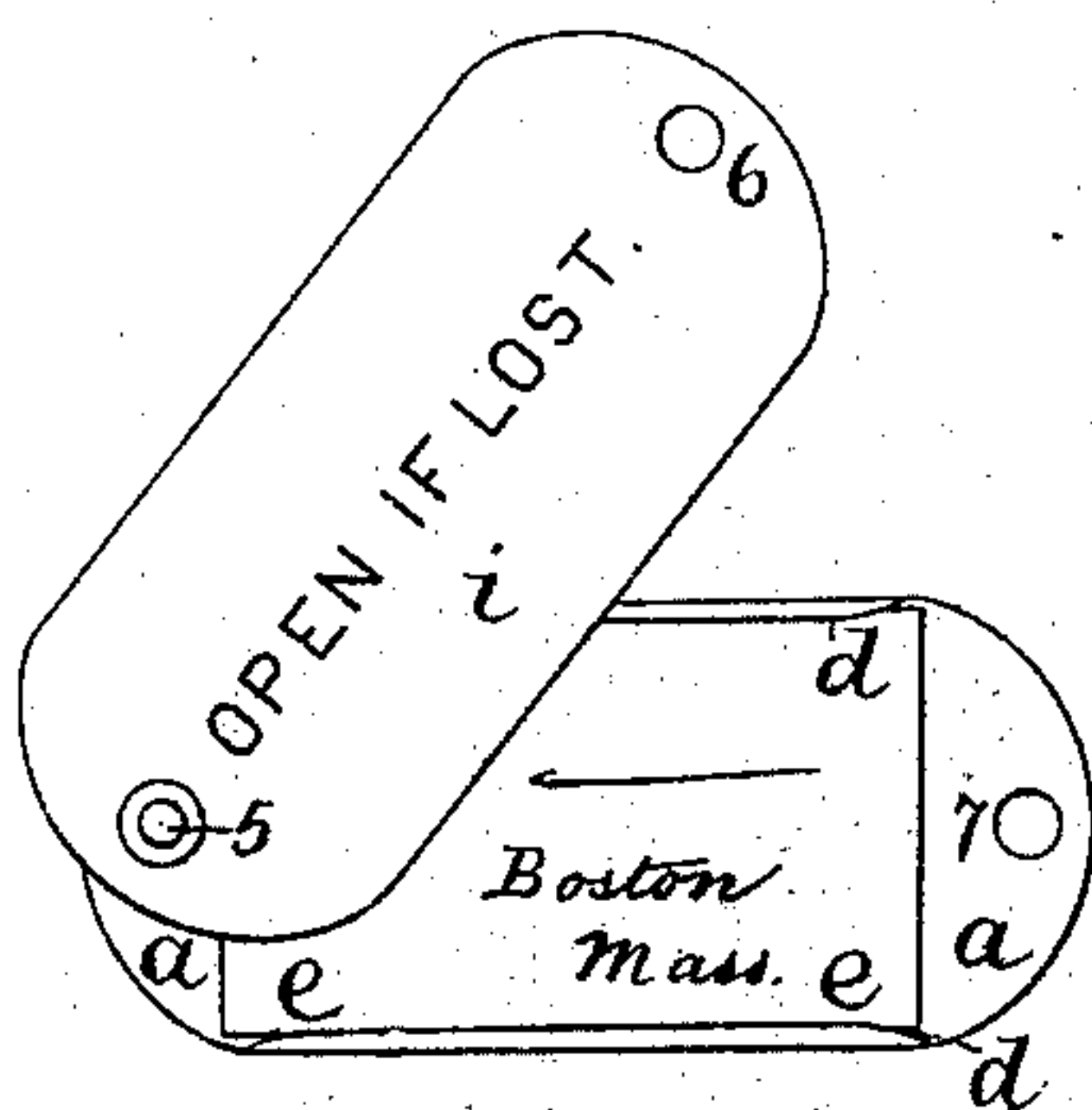



Fig: 4.



Witnesses.
Jos P. Livermore
L. J. Connor.

Inventor.
Thomas B. Bishop
by Crosby & Gregory Attys

UNITED STATES PATENT OFFICE.

THOMAS B. BISHOP, OF BOSTON, ASSIGNOR OF ONE-FOURTH OF HIS RIGHT
TO ORIN SHERMAN, OF WEYMOUTH, MASSACHUSETTS.

LABEL-HOLDER.

SPECIFICATION forming part of Letters Patent No. 225,045, dated March 2, 1880.

Application filed September 5, 1879.

To all whom it may concern:

Be it known that I, THOMAS B. BISHOP, of Boston, county of Suffolk, State of Massachusetts, have invented an Improvement in Card-
5 Holders for Baggage, &c., of which the following description, in connection with the accompanying drawings, is a specification.

My invention relates to a device for attaching
10 to baggage and protecting from sight a card or label bearing a name and address or other desired writing.

It is common to attach a plate to trunks or valises upon which a name or address may be engraved; but such a method does not permit
15 of any change in such name or address when once engraved, and such plate with name exposed to view is objectionable.

In my improvement a frame, preferably of metal, is attached, by rivets or in any convenient manner, to the trunk or valise, or other article with which it is to be used, the said frame being recessed or shaped to permit a card, upon which any desired writing may be placed, to be inserted between it and a thin
25 metal covering-plate, which conceals the card from sight, and covers and protects it from being accidentally torn off or defaced, as is liable to happen when attached, in the ordinary way, by tacks or string. The covering-plate is provided with a fastening device, preferably a
30 projection adapted to enter a recess in the frame, so as to hold the frame and plate together when closed.

Figure 1 is a top view of my card-holder
35 with the covering-plate drawn out. Fig. 2 is an end view; Fig. 3, a section thereof on line *x x*, Fig. 1; Fig. 4, a detail showing a mode of fastening the frame and plate together; and Fig. 5, a modification showing a card-holder
40 adapted to be attached to a bundle, dog-collar, umbrella, or other thing or article, by means of a wire or string.

The frame *a* is shown as provided with holes
45 *b*, to enable it to be attached, by rivets, tacks, or screws, to the article upon which it is to be used. This frame, composed of metal struck up or cast, has a recess, *d*, to receive within it a card, *e*, having upon it the name or address of the owner of the trunk or other thing with
50 which the frame is connected.

In practice this frame may be conveniently

made of a thin surface-plate, with a suitable opening to show the card *e* underneath, the said plate being struck up to raise its central part sufficiently above the surface to which it
55 is to be attached to allow the card and covering and protecting plate to be slipped under the frame.

The covering and protecting plate *i* is shown as a thin metal plate fitted to cover the face
60 of the card from sight.

In Figs. 1 to 3 the plate is made to slide under the frame *a*, above the card *e*, where it forms a complete protection for said card.

A projecting portion, *m*, on the slide-plate
65 *i* serves as a means to draw the plate out, and a fastening-projection, *3*, on the plate, when in place to cover the card, enters a recess, *4*, in the end *n* of the frame *a*, thereby holding the plate securely in the frame.
70

If desired, the frame or slide may be engraved with suitable directions—as, for example, “Address under this plate”—to explain its use to baggage-agents or others.

In Fig. 5 I have shown a modification where-
75 in the frame is recessed to receive the card, and the covering-plate, instead of being arranged to slide, is pivoted, as at 5, so as to be swung into position to cover the card from sight and protect it; and holes 6 7 are made,
80 by which to attach the frame and plate, closed, to the thing to be marked, by a string or wire. When this last form of device is closed the hole 6 of the plate will register with the hole
85 7 of the frame.

I claim—

As an improved article of manufacture, a card-holder composed of a recessed frame adapted to be attached to the surface of boxes, trunks, and the like without recessing such ar-
90 ticles, an addressed card, and a superposed concealing-plate arranged within the same recess in such recessed frame, the whole constructed and arranged to operate as herein shown and described.
95

In testimony whereof I have signed my name to this specification in the presence of two subscribing witnesses.

THOMAS B. BISHOP.

Witnesses:

G. W. GREGORY,
JOS. P. LIVERMORE.