

S. HERZBERG.  
Ticket-Holder.

No. 224,686.

Patented Feb. 17, 1880.

Fig: 1.

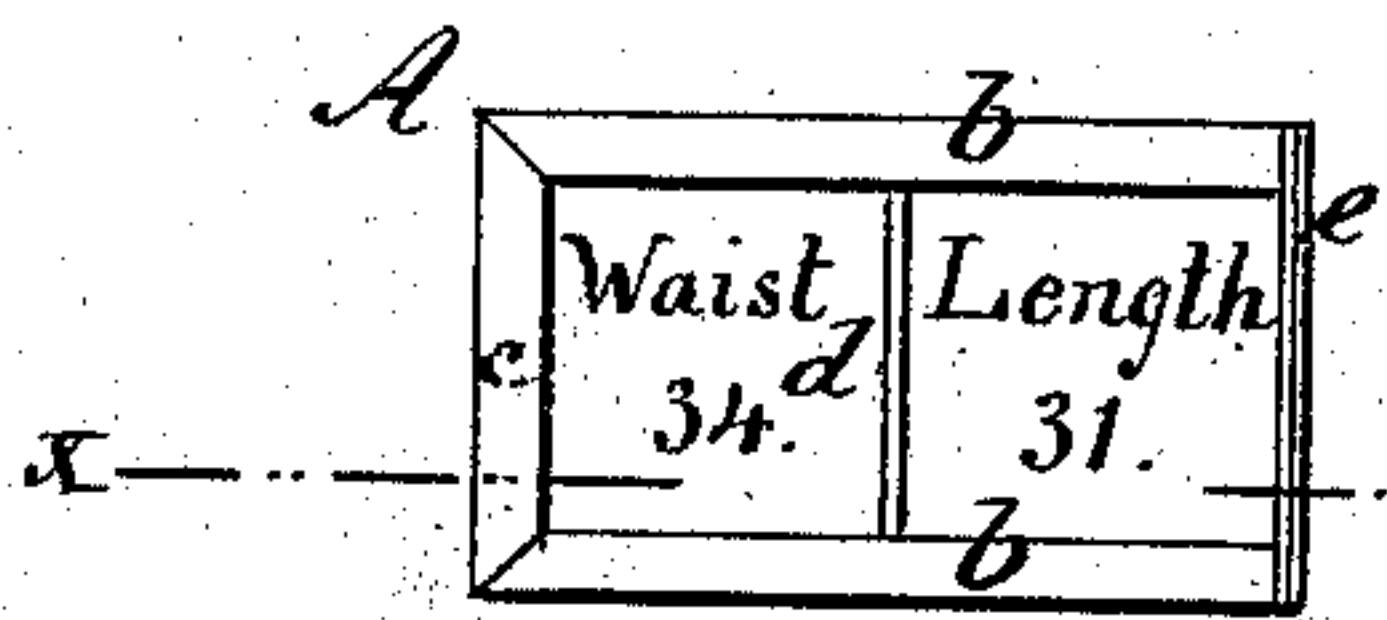


Fig: 2.

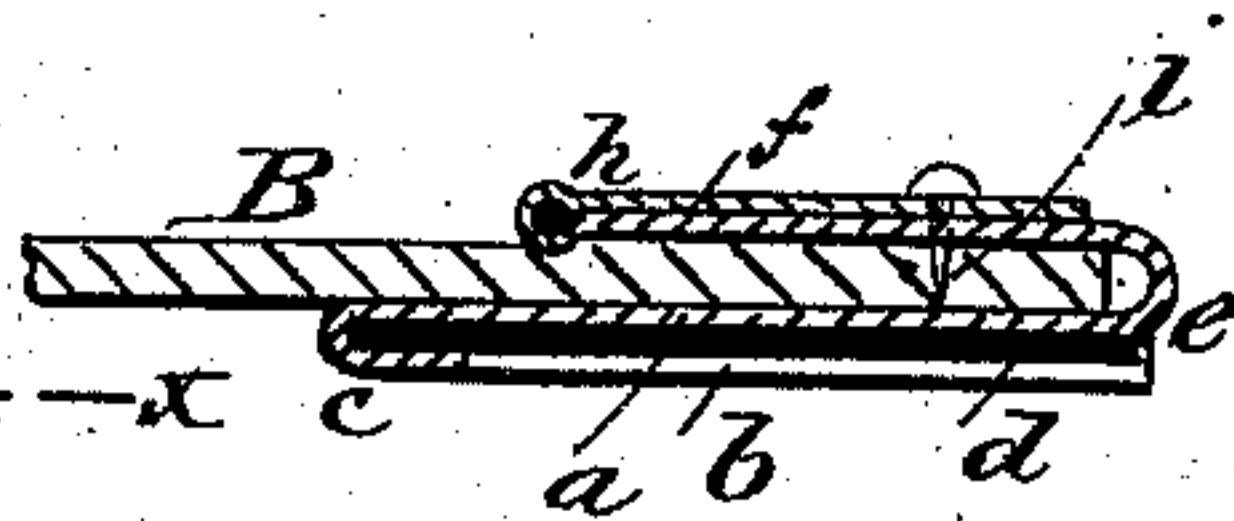


Fig: 3.

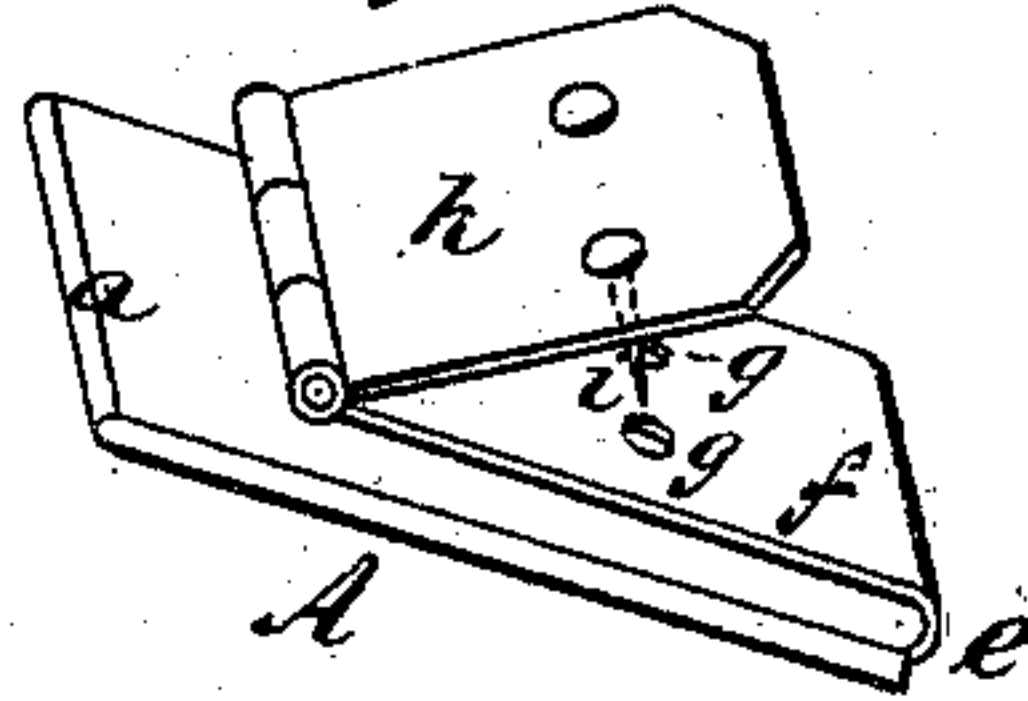



Fig: 4.



WITNESSES:

A. Schehl.  
C. Sedgwick

INVENTOR:

S. Herzberg  
BY Munn & Co

ATTORNEYS.

# UNITED STATES PATENT OFFICE.

SAMUEL HERZBERG, OF PONTIAC, ILLINOIS.

## TICKET-HOLDER.

SPECIFICATION forming part of Letters Patent No. 224,686, dated February 17, 1880.

Application filed November 20, 1879.

*To all whom it may concern:*

Be it known that I, SAMUEL HERZBERG, of Pontiac, in the county of Livingston and State of Illinois, have invented a new and Improved Ticket-Holder, of which the following is a specification.

My invention relates to a device for holding the tickets on which are marked the sizes and other particulars of goods, pantaloons, and other clothing.

The object of the invention is to facilitate the examination of the goods and clothing when a certain kind or size is required.

In the accompanying drawings, Figure 1 is a front view of the device, showing the manner of holding the ticket. Fig. 2 is a longitudinal section of the holder, taken on line *x* of Fig. 1. Fig. 3 is a perspective view of the holder. Fig. 4 represents a pair of folded pants in dotted lines, with a tag-holder, A, attached thereto.

Similar letters of reference indicate corresponding parts.

Referring to the drawings, the holder consists of a U-shaped clamp, A, having on its front side, *a*, the side and end edges, *b b c*, turned over parallel to the face of the front *a*, so as to form flanges for the reception of the edges of the ticket *d*, which is slipped in under the flanges from the bent end *e*. This ticket is held in the holder in the manner shown in Fig. 1, and it is intended to contain the figures indicating the size of the pantaloons, the price, or other marks.

The rear side, *f*, of the holder is provided with holes *g g*, and at its free end is hinged a plate, *h*, provided with pins *i i*. Hinged plate *h* is adapted to shut against rear side, *f*, and the pins *i* pass through holes *g* and into the

cloth B, and thereby fasten the holder to the cloth in the manner shown in Fig. 2.

My improved ticket-holder is applied in the following way: Pantaloons, for example, are folded at the knee, as shown in Fig. 4, and thus folded they are piled upon one another on the shelves with the fold at the knees outside. The ticket-holder is attached by passing the edge *j* of the outside leg between the two sides *a f*, so that the front side, *a*, with the ticket *d*, will face outward.

It is intended to make the holder of sufficiently stiff metal to have it retain itself by its spring on the pantaloons; but if this should not be sufficient the plate *h*, with the pins *i*, is employed, and said plates being pressed down against the side *f*, pins *i* pass through holes *g* and into the pantaloons, and thereby fasten the holder securely.

When thus arranged the tickets are fully displayed, and the size of the pantaloons to which they are attached can be ascertained readily without disturbing the pantaloons or disarranging them.

Having thus fully described my invention, I claim as new and desire to secure by Letters Patent—

A tag or ticket holder consisting of the doubled plate *a f*, the part *a* being provided with flanges to receive the tag or ticket, and the part *f* having the perforations *g*, and formed with the recess or bend *e* between the two parts, in combination with the hinged plate *h*, having the pins *i*, as shown and described.

SAMUEL HERZBERG.

Witnesses:

W. T. VIRDEN,  
H. C. GREENEBAUM.