

E. J. GREEN.
Combined Wardrobe, Bedstead, and Table.
No. 224,679. Patented Feb. 17, 1880.

Fig 1.

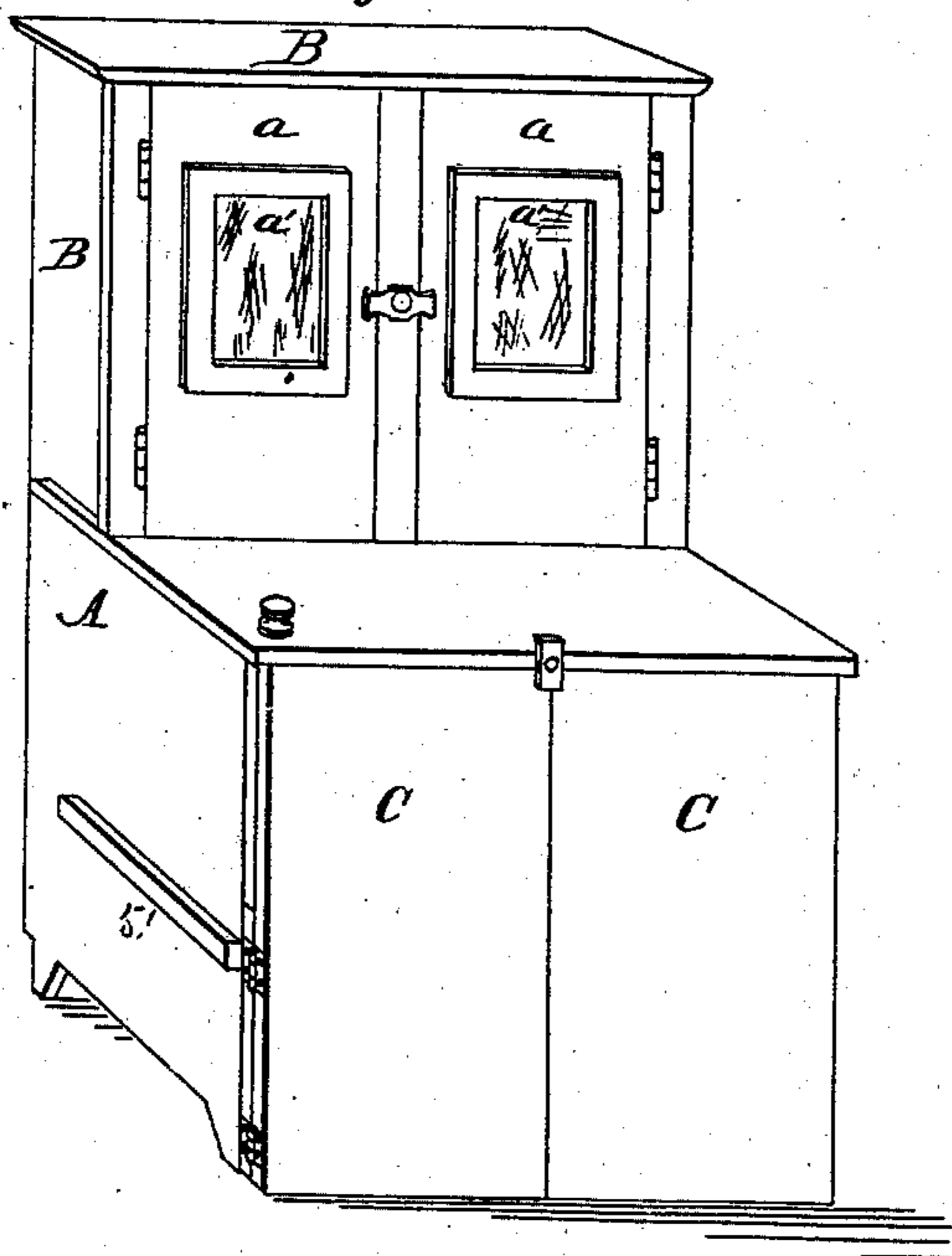


Fig 2.

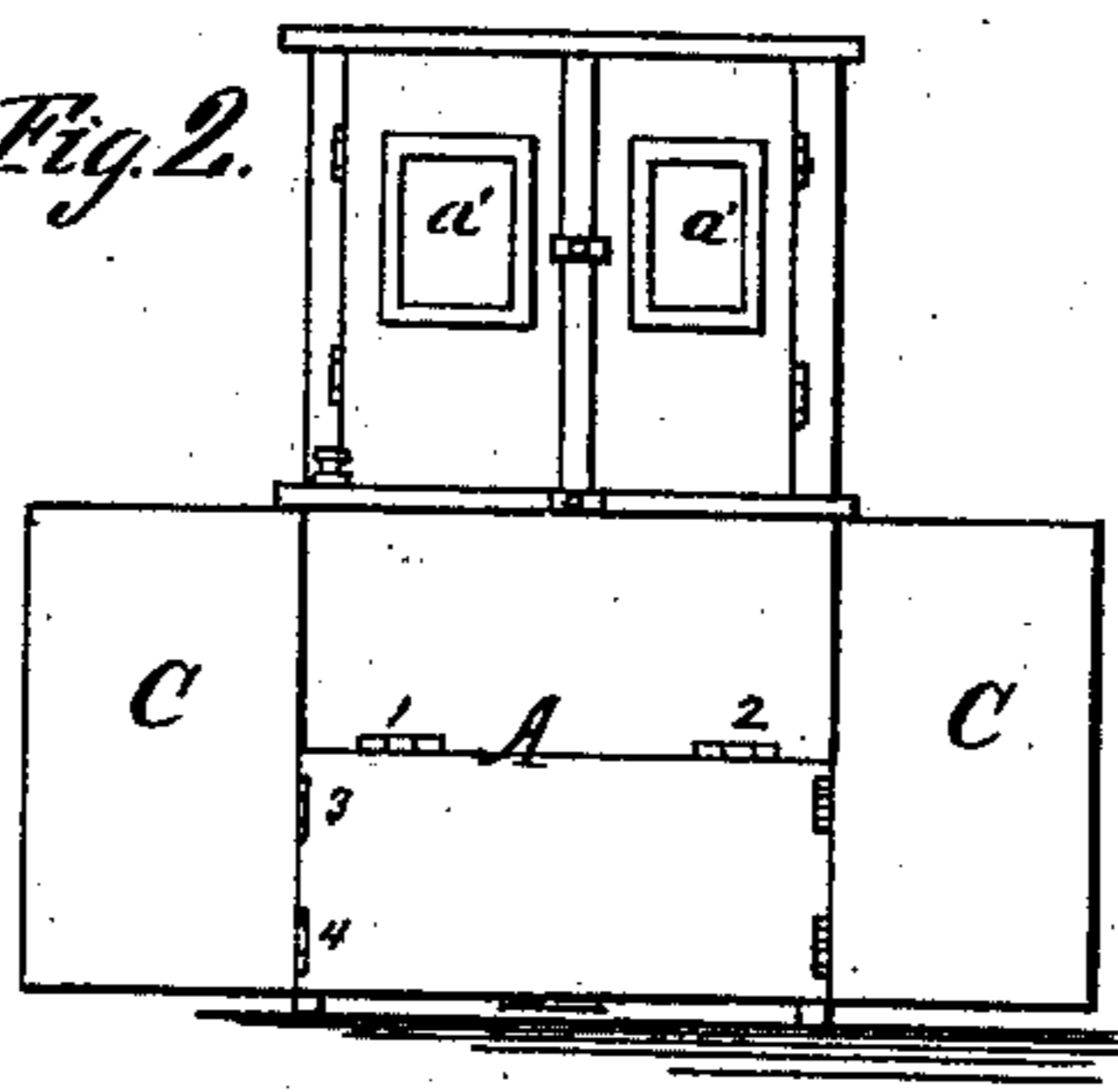


Fig 3.

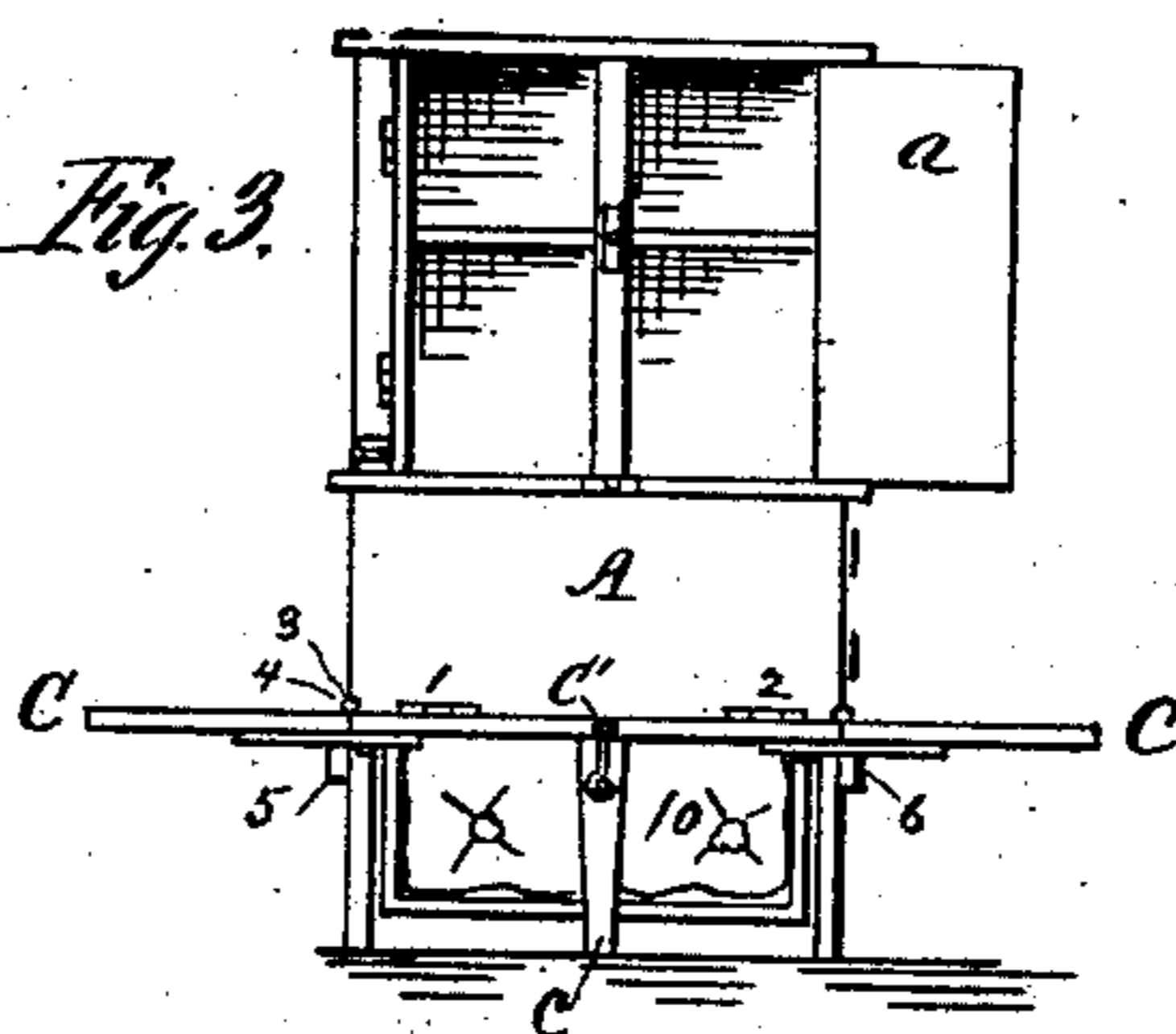


Fig 4.

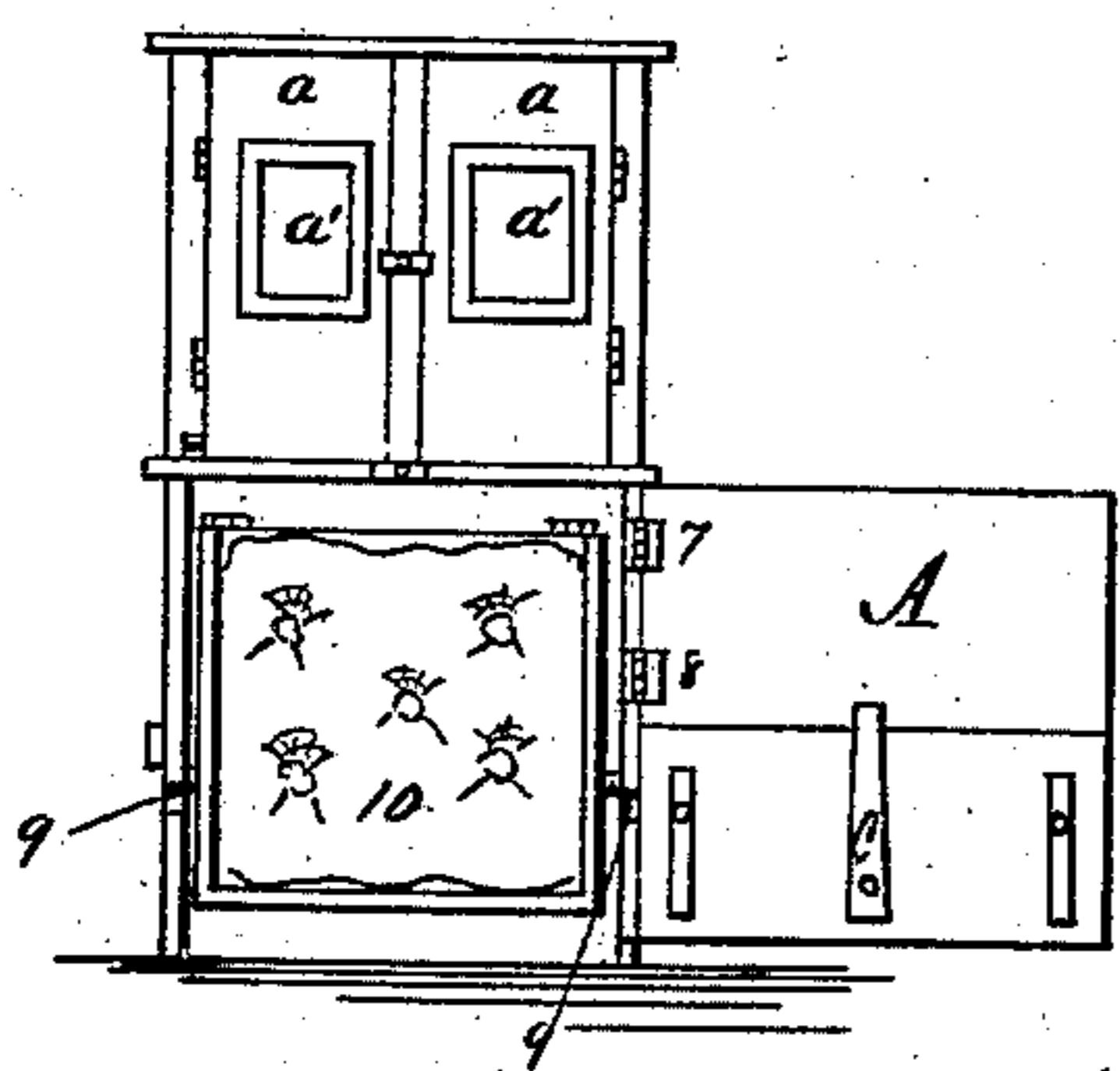


Fig 5.

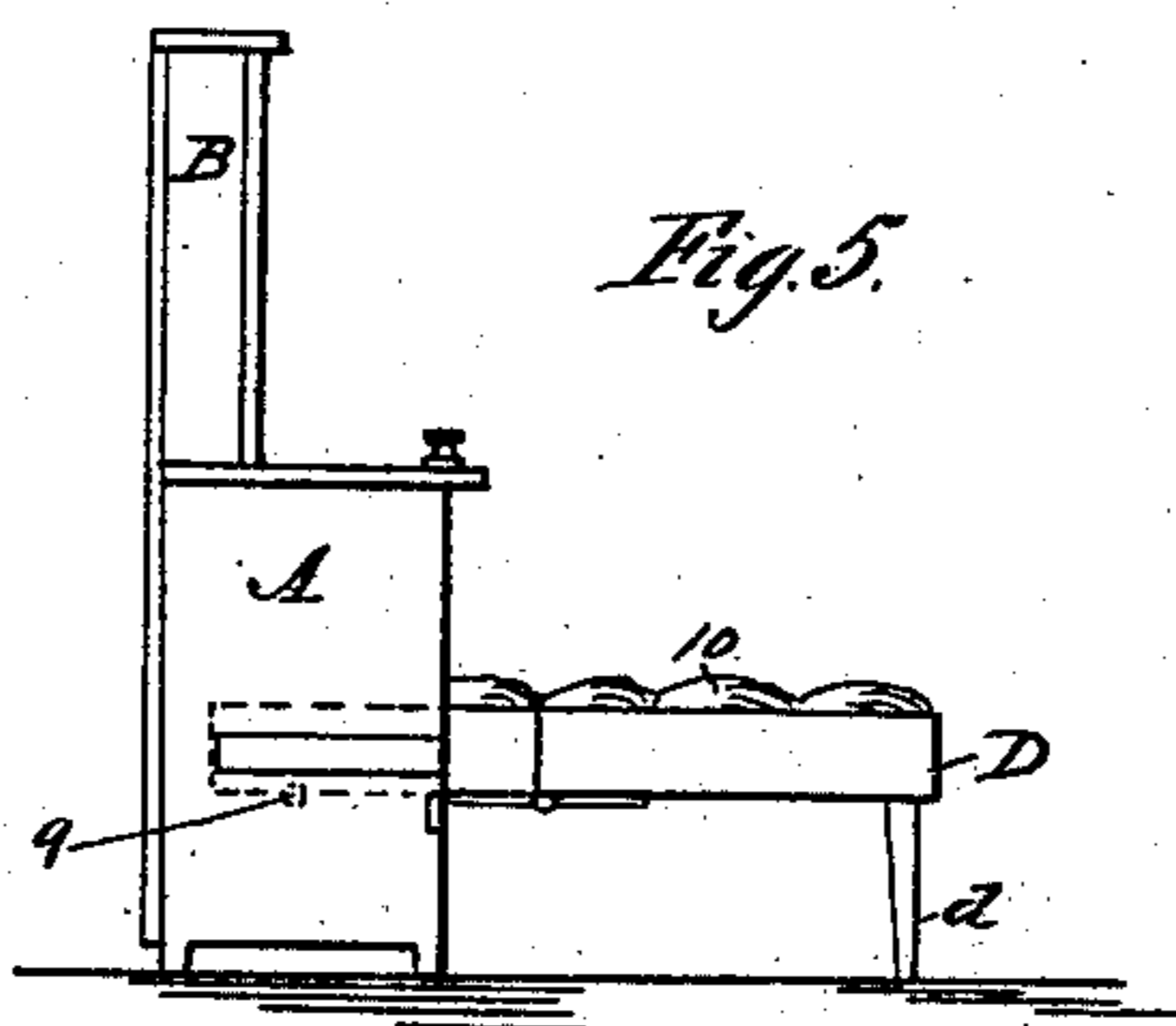
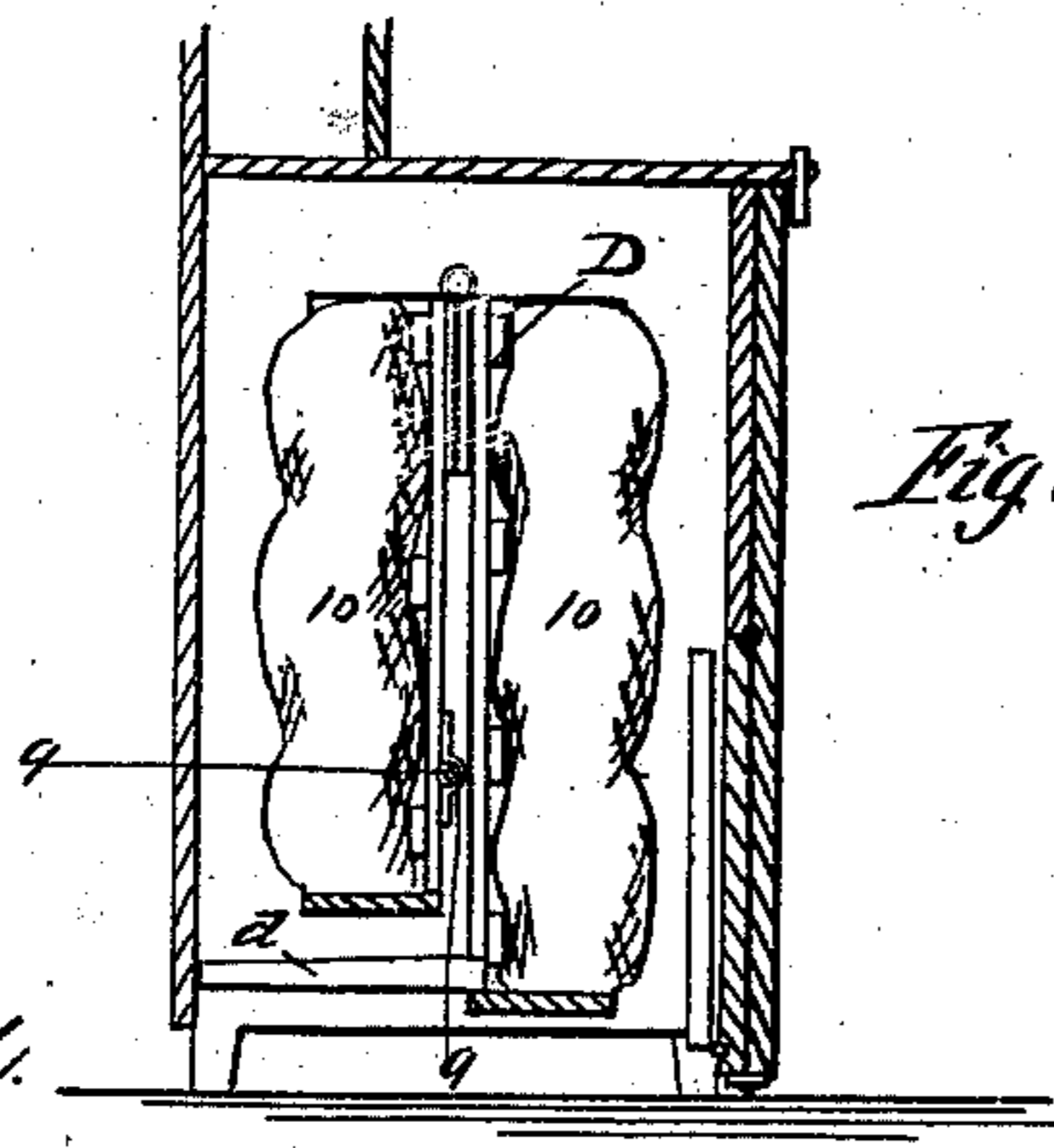


Fig 6.



Witnesses:
F. B. Lonsend
W. A. Schonfeld.

Inventor:
Edwin J. Green.
per G. B. Coupland & Co.,
Attorneys.

UNITED STATES PATENT OFFICE.

EDWIN J. GREEN, OF VALPARAISO, INDIANA.

COMBINED WARDROBE, BEDSTEAD, AND TABLE.

SPECIFICATION forming part of Letters Patent No. 224,679, dated February 17, 1880.

Application filed October 28, 1879.

To all whom it may concern:

Be it known that I, EDWIN J. GREEN, of Valparaiso, in the county of Porter and State of Indiana, have invented certain new and useful Improvements in a Combined Wardrobe, Bedstead, and Table; and I do hereby declare the following to be a full, clear, and exact description of the invention, which will enable others skilled in the art to which my invention appertains to construct and make use of the same, reference being had to the accompanying drawings and the letters of reference marked thereon, which form a part of this specification.

Figure 1 is a front elevation, with the bedstead and table folded away; Fig. 2, a front elevation, showing the side leaves of the table thrown open; Fig. 3, a front elevation, showing the interior of the wardrobe and the table in proper position for use; Fig. 4, a front elevation, with the table folded and thrown back, exposing the bedstead and bedding; Fig. 5, a side elevation of the same, showing the bedstead in proper position for use, and Fig. 6 a side elevation in section, showing the position of the bedstead when folded away.

The object of this invention is the construction of a useful and convenient article of household furniture consisting of a wardrobe, bedstead, and table combined, the exact arrangement and operation of which will hereinafter be more fully explained in detail, and set forth in the claim.

In referring to the drawings, A represents the case inclosing the bedstead and bedding, to which the table attachment is hinged.

B represents the wardrobe, placed upon the top of the case A, having hinged doors *a a*, and mirrors *a' a'* in panels of the same.

C C are the side leaves, forming part of the table, and when not in use as a table assume the vertical position in front of the case A, as shown in Fig. 1 of the drawings. The front part of the case A is divided in the center on a horizontal line, and the parts hinged together by hinges 1 and 2, as shown in Fig. 2 of the drawings. When the lower half of the front A is raised up to form the table the side pieces or leaves, C C, being hinged thereto by means of the hinges 3 and 4, are made to assume the horizontal position shown in Fig. 3 of the drawings, the side leaves of the table

resting on and being supported by the cleats 5 and 6, attached to the sides of the case A, and the central part of the table being supported by the leg *c*, which in turn is held in a vertical position by means of the hook *c'*. The leg *c* is hinged to the under side of the table, and when not required for use folds up close to the same, as shown in Fig. 4 of the drawings.

The upper half of the front part of the case A is attached to the side of the case by means of the hinges 7 and 8, and opens back, when access to the bedstead is necessary, in the manner shown in Fig. 4 of the drawings.

D represents the bedstead, which is divided in a transverse direction, the parts being hinged together, as shown in Fig. 5 of the drawings. The legs *d*, which support the foot of the bedstead, are attached rigidly thereto. The head of the bedstead is supported by means of the rod 9, which runs transversely from side to side, and has bearings in the sides of the case A. It would not be convenient to employ legs at the head of the bedstead. The rod 9 not only dispenses with the use of legs in supporting the bed, but also acts as a pivot when the bed is being folded or unfolded.

The point at which the bedstead is divided in two should be a little past the center, in the direction of the head of the bed, in order that the foot end of the bed may be the longest, so that when the two halves of the bedstead are folded together in a vertical position the legs *d* pass by the head end of the bedstead, as shown in Fig. 6 of the drawings.

The mattress 10 is divided in two parts, to correspond to the folding bedstead, and folds up with the same in the manner shown in Fig. 6 of the drawings.

Having thus fully described my invention, what I claim as new, and desire to secure by Letters Patent, is—

The combination, with the hinged front of the case A, divided through the center on a horizontal line, and adapting the lower half of the same to be brought to a horizontal position, of the hinged leg *c*, the table-leaves C C, and the cleats 5 and 6, substantially as and for the purpose described.

EDWIN J. GREEN.

Witnesses:

L. B. COUPLAND,
W. A. SCHONFELD.