

T. DELANY.
Plant-Protector.

No. 223,892.

Patented Jan. 27, 1880.

Fig: 1.

A

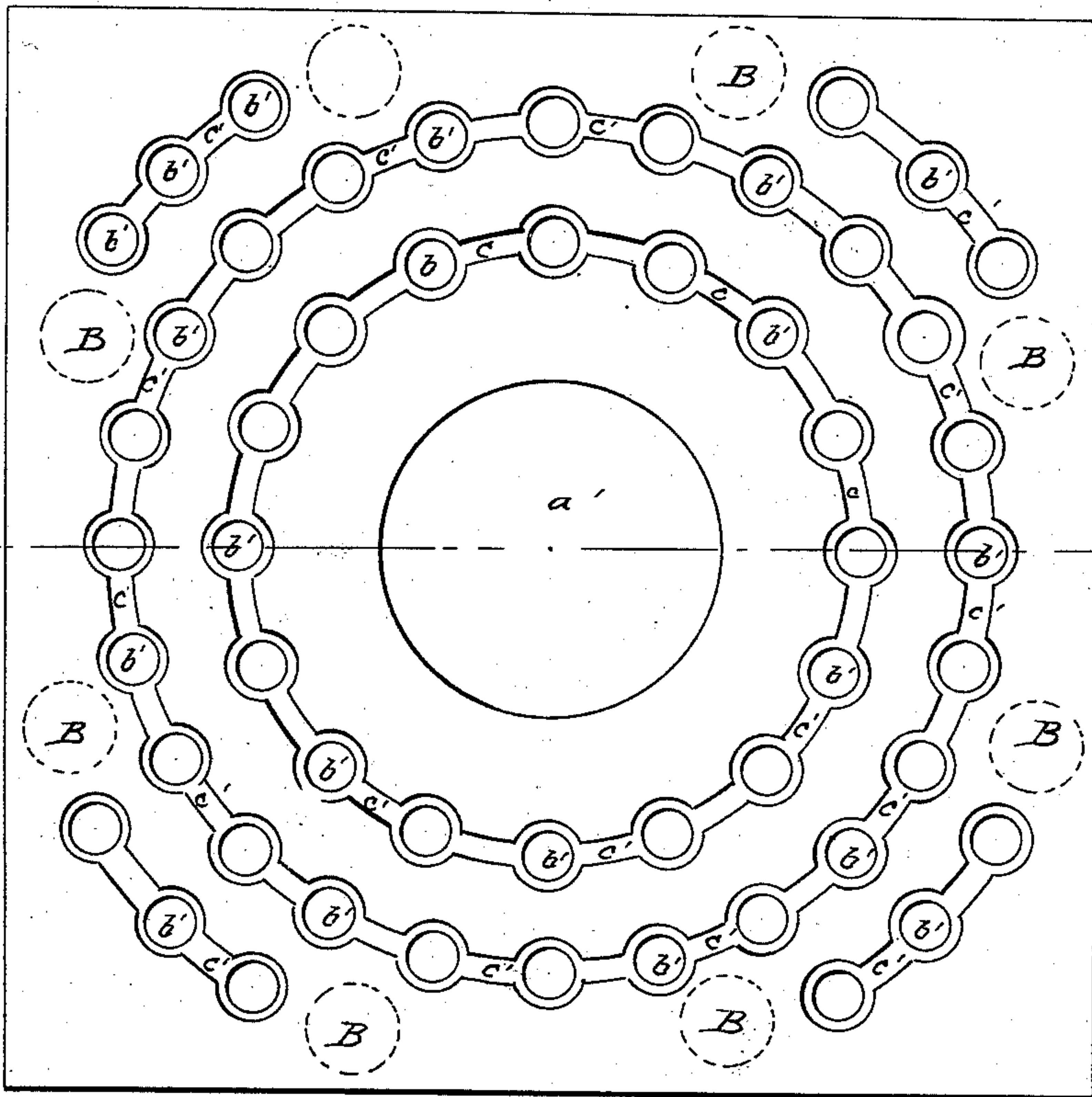


Fig: 2.

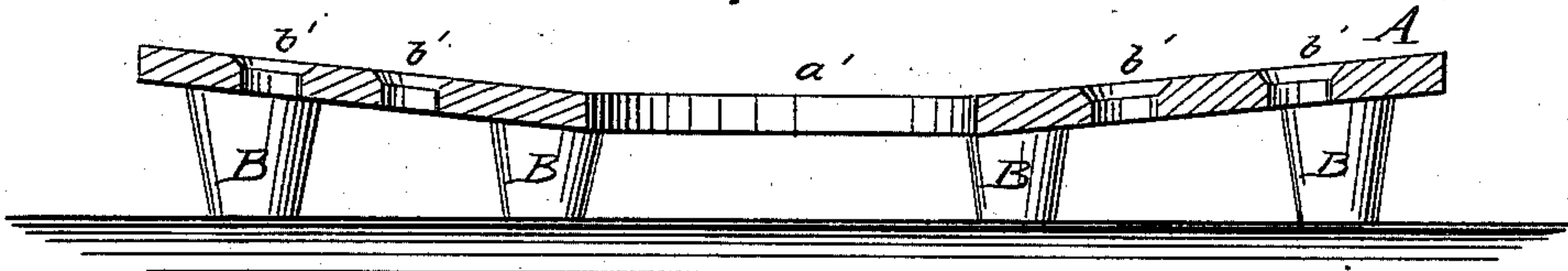
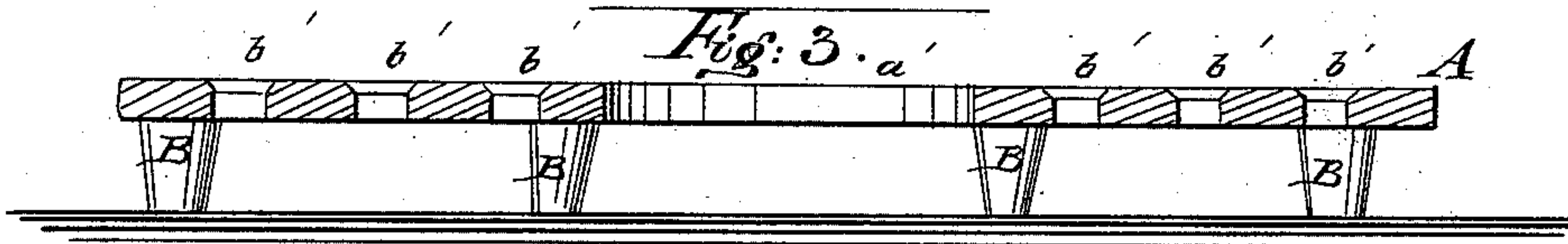


Fig: 3.



WITNESSES:

Chas. M. Delany
C. Sedgwick

INVENTOR:

T. Delany
BY *M. H. Delany*
ATTORNEYS.

UNITED STATES PATENT OFFICE.

THOMAS DELANY, OF WATERLOO, NEW YORK.

PLANT-PROTECTOR.

SPECIFICATION forming part of Letters Patent No. 223,892, dated January 27, 1880.

Application filed July 25, 1879.

To all whom it may concern:

Be it known that I, THOMAS DELANY, of Waterloo, in the county of Seneca and State of New York, have invented a new and Improved Plant-Protector, of which the following is a specification.

Figure 1 is a plan of the device. Fig. 2 is a sectional elevation of the same (with concave surface) on line *x x*, Fig. 1; and Fig. 3 is a sectional elevation of the same (with flat surface) on line *x x*, Fig. 1.

Similar letters of reference indicate corresponding parts.

The object of the invention is to provide an efficient device for preventing heavy rains from washing the soil from about the roots of plants, while it gives the water access to the plants, and also permits the air to circulate freely about them.

The invention consists of a concavo-convex or flat plate, of wood, metal, clay, or other suitable material, pierced from the concave or upper to the convex or lower sides with one large central hole, surrounded by funnel-shaped holes that are connected with each other on the concave or upper surface by grooves or leaders, so that an equal distribution of the rain falling on the plate may be secured; and it further consists in fastening to the under or convex surface several legs or supports to keep the protector from settling upon the plants, and to permit the air to circulate about them.

This device is especially designed for strawberry-plants, but is applicable to other plants of low growth. It not only prevents the in-

jurious effects of heavy rain-falls upon them, but also the harmful effects of the intense rays of the sun, and it causes an equal distribution of the rain about the plant and permits free ventilation and evaporation beneath the plate, so that it shall not become overheated.

In the drawings, A is the plate, provided with central hole, *a'*, and smaller holes *b'*, which latter are connected with each other by the grooves or leaders *c'*. B are the legs or supports to keep the protector from settling upon the plants.

The plate may be rectangular, round, oval, or of any other convenient or desired shape, and of whatever material may be found convenient and suitable.

Having thus fully described my invention, I claim as new and desire to secure by Letters Patent—

1. The within-described plant-protector, consisting of plate A, provided with holes *a'* and *b'*, grooves or leaders *c'*, and supports B, substantially as and for the purpose herein described.

2. A plant-protector consisting of a concavo-convex plate pierced with funnel-shaped holes, that are connected with each other on the concave or upper face of the plates by grooves or leaders, as and for the purpose herein described.

THOMAS DELANY.

Witnesses:

I. B. CROCKER,
H. WARNER.