

W. HAMILTON, Jr.
Bracelet.

No. 223,043.

Patented Dec. 30, 1879.

Fig. 1.

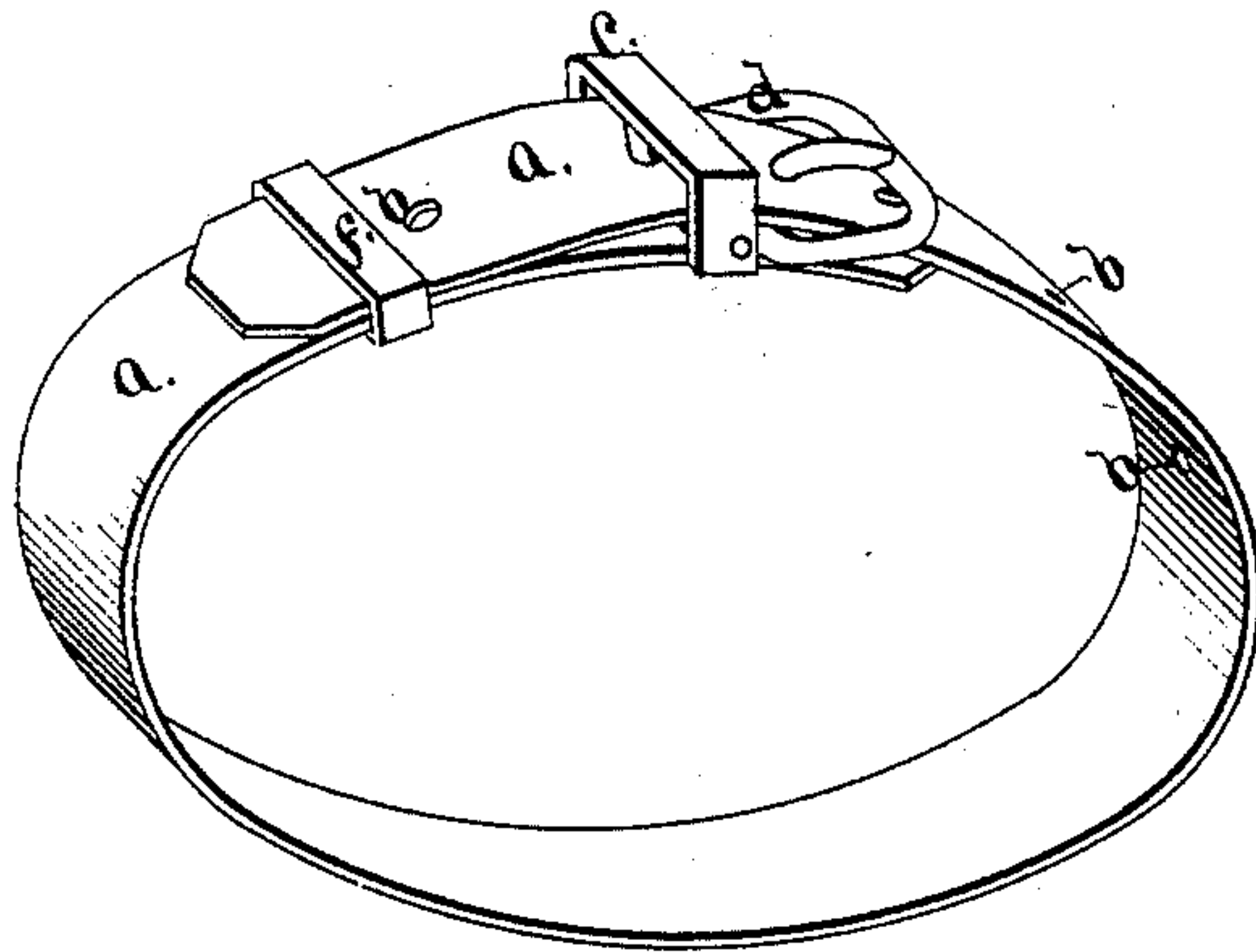


Fig. 2.

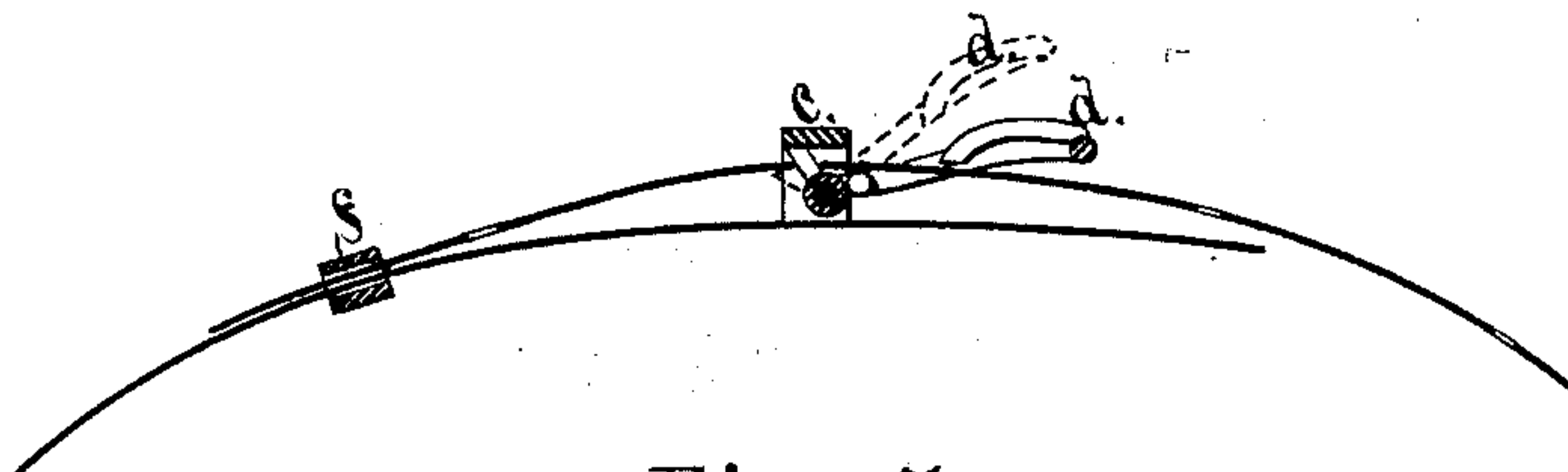
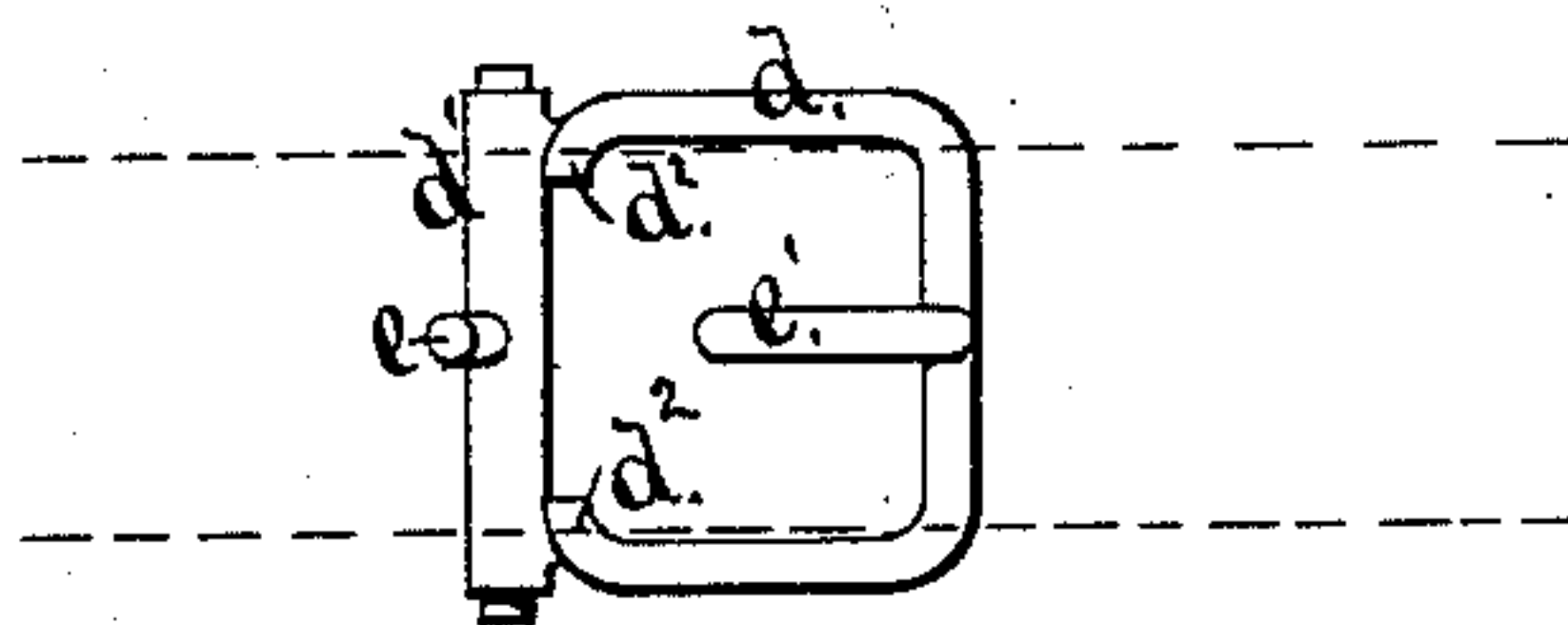


Fig. 3.



WITNESSES:

L. Langworthy
Wm. L. Cochr.

INVENTOR:

W^m Hamilton Jr
by Joseph A Miller
att'y

UNITED STATES PATENT OFFICE.

WILLIAM HAMILTON, JR., OF PROVIDENCE, RHODE ISLAND.

IMPROVEMENT IN BRACELETS.

Specification forming part of Letters Patent No. **223,043**, dated December 30, 1879; application filed October 29, 1879.

To all whom it may concern:

Be it known that I, WILLIAM HAMILTON, Jr., of the city and county of Providence, and State of Rhode Island, have invented a new and useful Improvement in Bracelets; and I hereby declare that the following is a full, clear, and exact description of the same, reference being had to the accompanying drawings, forming part of this specification.

This invention has reference to improvements in the latch or lock by which the two ends of a bracelet or band are united; and it consists in the peculiar and novel arrangement by which a tongue connected with a journaled bar is operated by a loop resembling a buckle, as will be more fully set forth hereinafter.

Figure 1 is a perspective view of my improved bracelet or band. Fig. 2 is a sectional view, showing the locking device, when the band is connected, in solid lines, and in broken lines when the device is disconnected. Fig. 3 is a view of the improved buckle.

In the drawings, *a* is a band or bracelet, one end of which is provided with the holes *b*, and the other end with the loop *c*, in which the buckle *d* is journaled to the bar *d'*, the ends of which are journaled in the loop *c*, and to which the tongue *e* is secured, or arranged to enter the holes *b*, and when strain is exerted it will rest against the loop *c*.

The loop *d* is provided with a false tongue,

e', and this tongue and the loop *d* of the buckle rest on the band or bracelet. The ends of the loop *d*, where they unite with the bar *d'*, extend under the free end of the band, and act as levers. They are marked *d*² in the drawings.

When the loop *d* is raised, as shown in broken lines in Fig. 2, the ends *d*² press against the band and raise it while the tongue *e* is withdrawn from the hole and the end released.

f is a slide by which the end of the band is secured.

By this peculiar device the band or bracelet can be readily secured or loosened, by raising or depressing the loop of the buckle, which can be readily done with gloved hands. It presents a unique design, is simple in construction and operation, strong, and durable.

Having thus described my invention, I claim as new and desire to secure by Letters Patent—

The combination, with a bracelet or band, of the loop *c*, the journaled bar *d'*, provided with the tongue *e*, the loop *d*, provided with tongue *e'*, and the bearings *d*², arranged to connect or disconnect the two ends of the band, substantially as and for the purpose set forth.

WM. HAMILTON, JR.

Witnesses:

JOSEPH A. MILLER,
HARMON S. BABCOCK.