

C. E. JOHNSON.  
Clasp.

No. 222,055.

Patented Nov. 25, 1879.

Fig. 1.

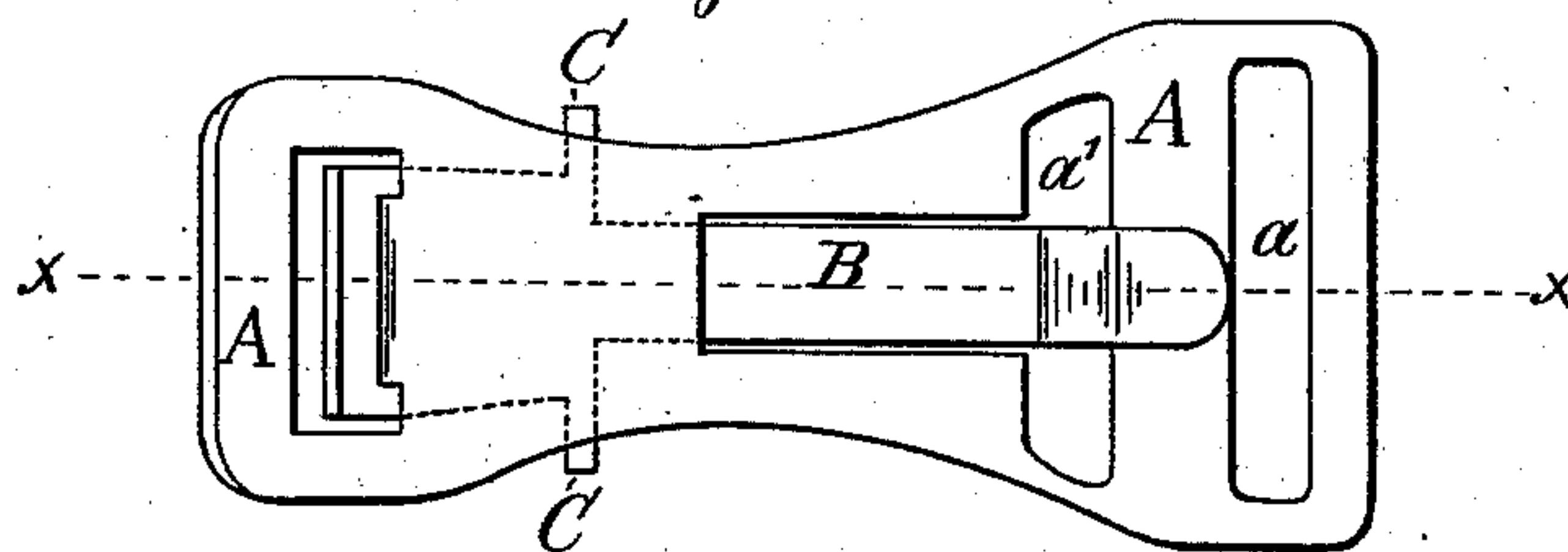


Fig. 2.

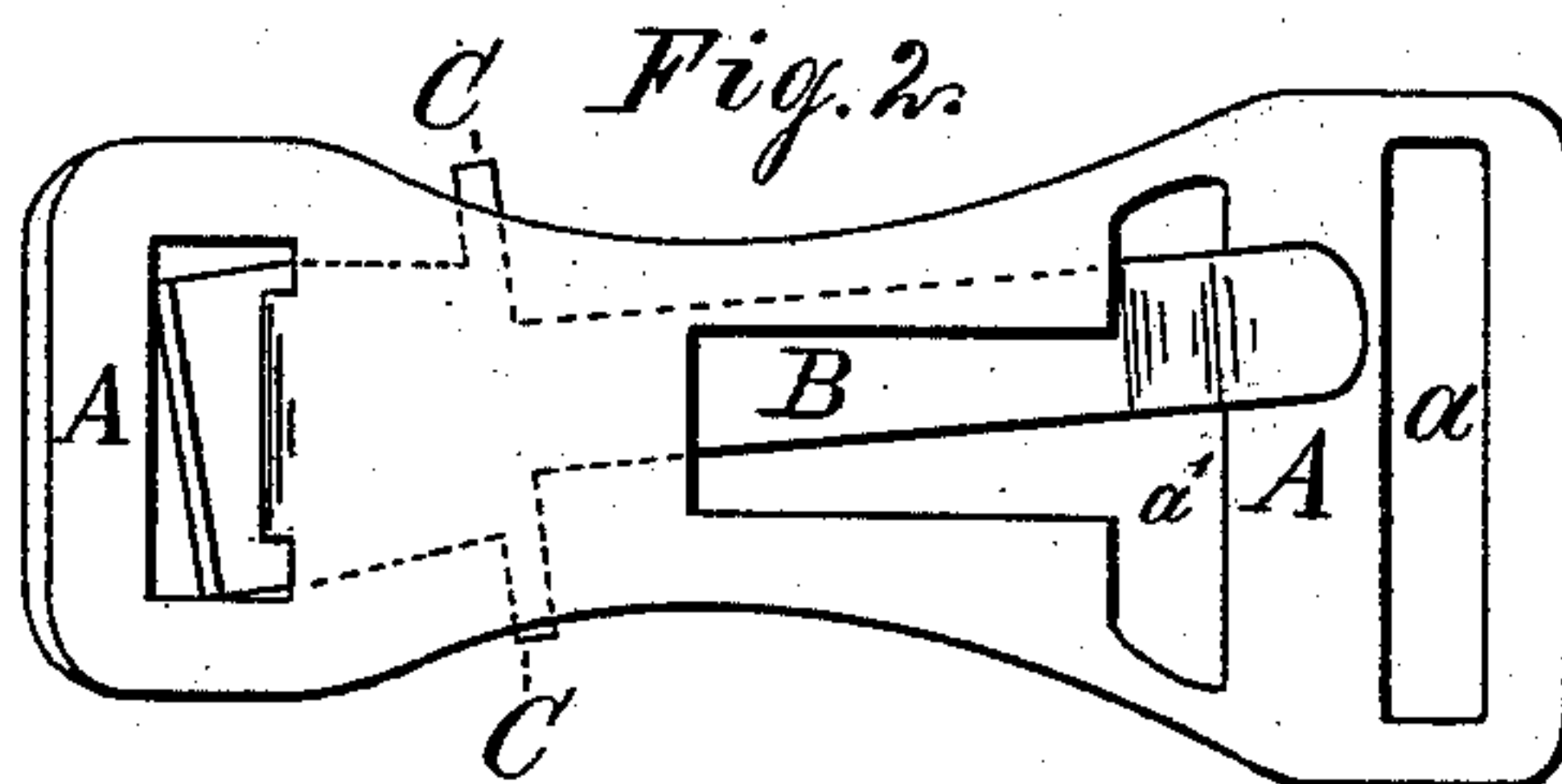
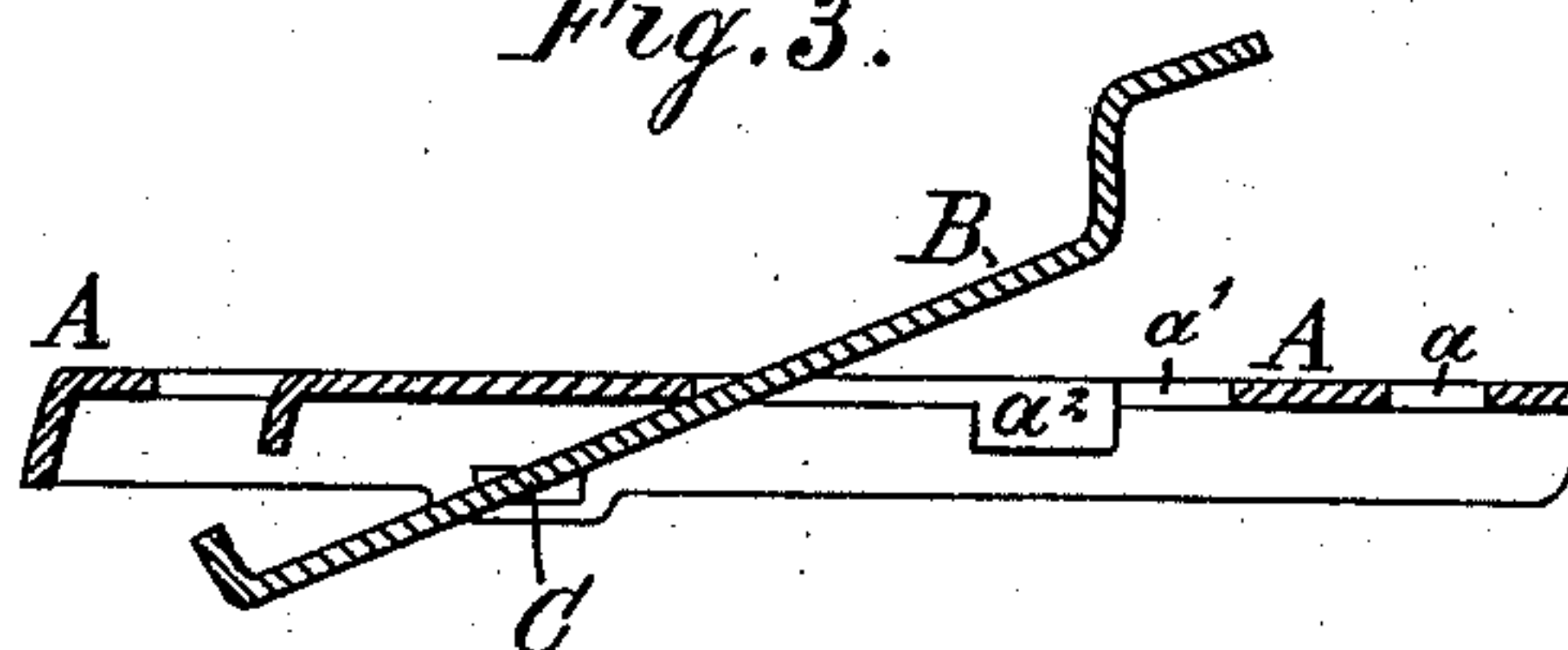


Fig. 3.



WITNESSES.

James B. Liggins  
Henry Kother.

INVENTOR.

Charles E. Johnson,  
PER  
C. Bradford  
ATTORNEY.

# UNITED STATES PATENT OFFICE.

CHARLES E. JOHNSON, OF INDIANAPOLIS, INDIANA.

## IMPROVEMENT IN CLASPS.

Specification forming part of Letters Patent No. **222,055**, dated November 25, 1879; application filed November 5, 1878.

*To all whom it may concern:*

Be it known that I, CHARLES E. JOHNSON, of the city of Indianapolis, county of Marion, and State of Indiana, have invented certain new and useful Improvements in Clasps for Holding Garments, of which the following is a specification, reference being had to the accompanying drawings, which are made a part hereof, and on which similar letters of reference indicate similar parts.

Figure 1 is a front or plan view of a clasp embodying my invention unfastened. Fig. 2 is a similar view to Fig. 1, but showing the operating end of the jaw B caught under the part of the jaw A, formed for that purpose, and the clasp thus securely fastened. Fig. 3 is a longitudinal vertical section on the dotted line *xx*, Fig. 1, showing the jaws in their relative positions when the clasp is open for the purpose of receiving the edge of the garment to be held or supported.

My invention consists of a suitable clasp or holder, which may be used as a substitute for buttons, hooks, or other fastenings for garments, and which, while specially applicable to pantaloons, skirt, or stocking supporters or suspenders, can be readily applied to wearing-apparel generally.

In the drawings the portion marked A is the main jaw of such a clasp. B is the other jaw, and is, preferably, constructed in the form of a stiff spring. These two jaws are pivoted at C, and thus form a clasp adapted to gripe and firmly hold whatever is placed between them.

The pivot-bearings are somewhat elongated,

so that the jaw B may have a lateral movement, and a slot, *a'*, is formed in the jaw A, so that a portion of the jaw B may pass under the jaw A in this lateral movement, and thus become fastened.

I usually turn a lip, *a<sup>2</sup>*, on the jaw A, under which to force the jaw B. I also usually form a separate slot, *a*, in the end of the jaw A, to receive the end of the suspender. The clasp-ends of the jaws might also be roughened or serrated; but these details, as well as the general configuration of the clasp, are subject to variations, and I do not wish to confine myself to them.

The principal use to which I apply my clasp is as a pantaloons-holder for suspender-ends, and the form shown is specially adapted to that purpose.

Having thus fully described my said invention, what I claim as new, and desire to secure by Letters Patent, is—

In a garment-clasp, the combination of the two jaws A and B, constructed substantially as described and pivoted together, the jaw A being provided with the transverse slot *a'*, which is adapted to receive the free end of the jaw B, and thus lock the jaws in position while they clasp or hold the fabric, substantially as set forth.

In witness whereof I have hereunto set my hand and seal at Indianapolis, Indiana, this 1st day of November, A. D. 1878.

CHAS. E. JOHNSON. [L. S.]

In presence of—

C. BRADFORD,  
JNO. W. BAIRD.