

H. P. ANDREWS.
Garment-Supporter.

No. 221,951.

Patented Nov. 25, 1879.

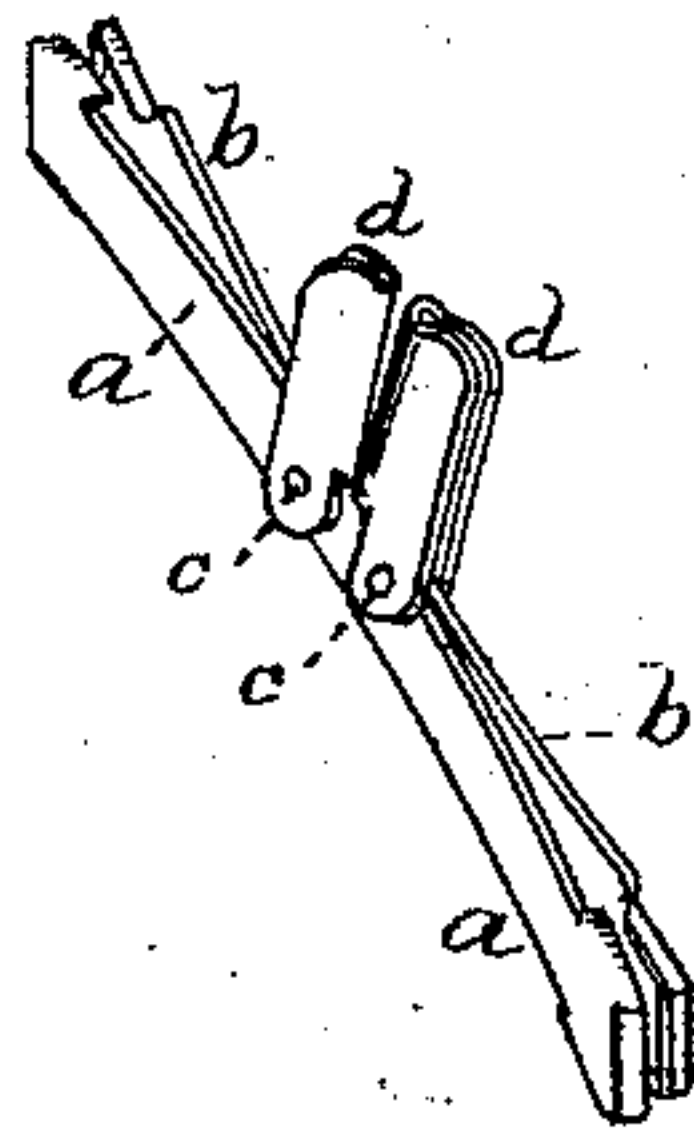


Fig. 1.

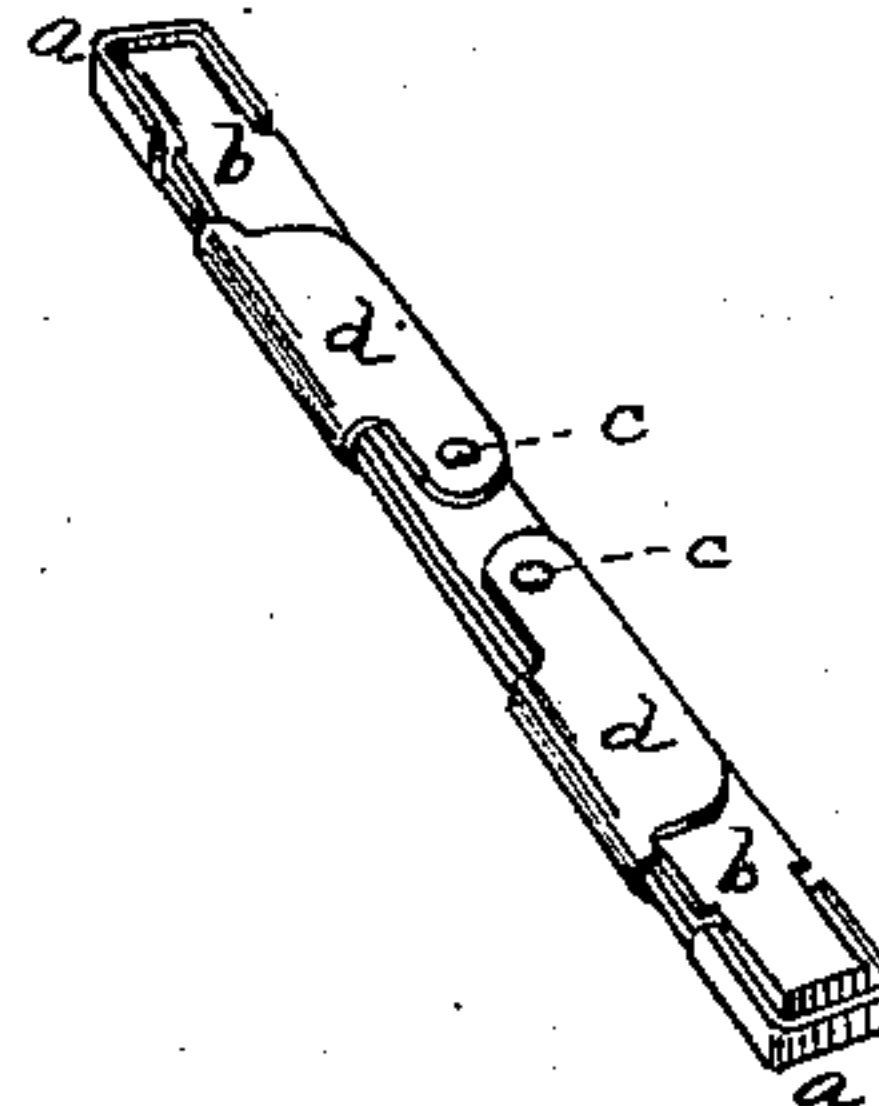


Fig. 2.

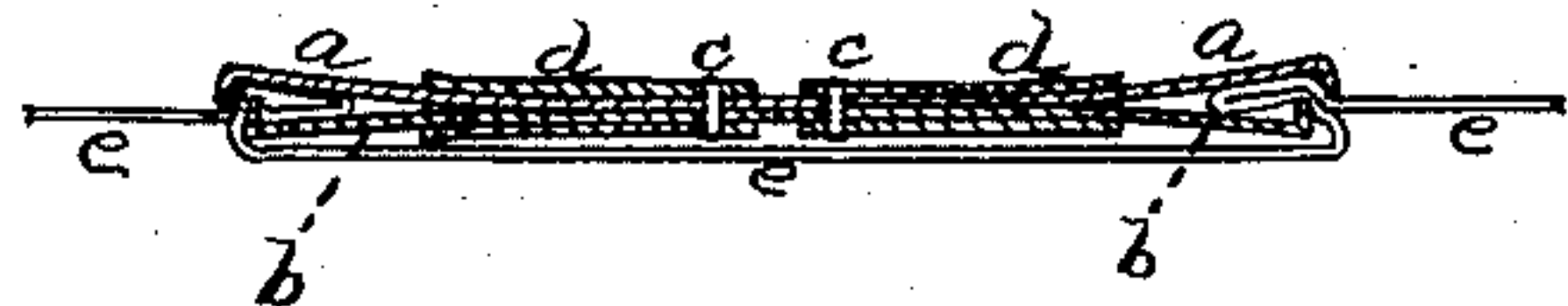


Fig. 3.

WITNESSES
John C. Freeman
B. M. Williams

INVENTOR
Lezekiah P. Andrews
By *His Atty.*
Ferry W. Williams

UNITED STATES PATENT OFFICE.

HEZEKIAH P. ANDREWS, OF SOMERVILLE, MASSACHUSETTS.

IMPROVEMENT IN GARMENT-SUPPORTERS.

Specification forming part of Letters Patent No. **221,951**, dated November 25, 1879; application filed March 7, 1879.

To all whom it may concern:

Be it known that I, HEZEKIAH P. ANDREWS, of Somerville, in the county of Middlesex and State of Massachusetts, have invented a new and useful Improvement in Garment-Supporters, of which the following is a specification.

This improvement is intended, primarily, for use as a sleeve-supporter; but it is also useful in supporting drawers, cuffs, and other articles of wearing-apparel; and it consists of the combination, with two narrow springs, united at their centers and springing apart at their ends, (forming two sets of jaws,) of the pair of clasps below described, hinged upon both sides of the springs to rivets, which also unite the springs, such rivets passing through each side of the clasps, as below set forth.

In the accompanying drawings, in which similar letters of reference indicate like parts, Figure 1 is a view in perspective of my improved garment-supporter open. Fig. 2 is a perspective of the same closed and turned over sidewise. Fig. 3 is a longitudinal section closed and grasping a portion of a sleeve.

a and *b* are the two thin narrow metallic springs, their natural position being illustrated in Fig. 1. They are fastened together by rivets *c c*, upon which turn the clasps *d d*. When the device is not in use the clasps are up and the jaws are open, as in Fig. 1. When a garment is held by the device the clasps *d* are down,

holding the jaws together, as in Figs. 2 and 3, in the latter of which *e* represents a piece of fabric held in the device. The rivets *c c* pass through the springs *a b* and the necks of the clasps *d d*, thus serving two purposes—viz., to unite the springs and to hinge the clasps *d d*.

It will be noticed that the clasps *d d* differ from the clasps of a somewhat similar shape sometimes used on pocket-books or hand-bags, as the latter are necessarily provided with an extension or neck upon one side only, while mine have two extensions, through both of which the rivet *c* passes. This, of course, would be impossible in a pocket-book clasp, as it could not be opened.

Having thus fully described my improvement, what I claim, and desire to secure by Letters Patent, is—

In combination with the double spring-jaws *a b*, the pair of clasps *d d*, of the shape shown, and each hinged to both springs or jaws *a b* and rivets *c c*, said rivets passing through the springs near their centers, and also through both sides of each clasp, thus uniting the springs and forming hinges for the clasps upon both springs, arranged and constructed substantially as and for the purposes set forth.

HEZEKIAH P. ANDREWS.

Witnesses:

HENRY W. WILLIAMS,
B. W. WILLIAMS.