

C. M. HALSEY.
Finger-Ring.

No. 221,728.

Patented Nov. 18, 1879.

FIG. 1.

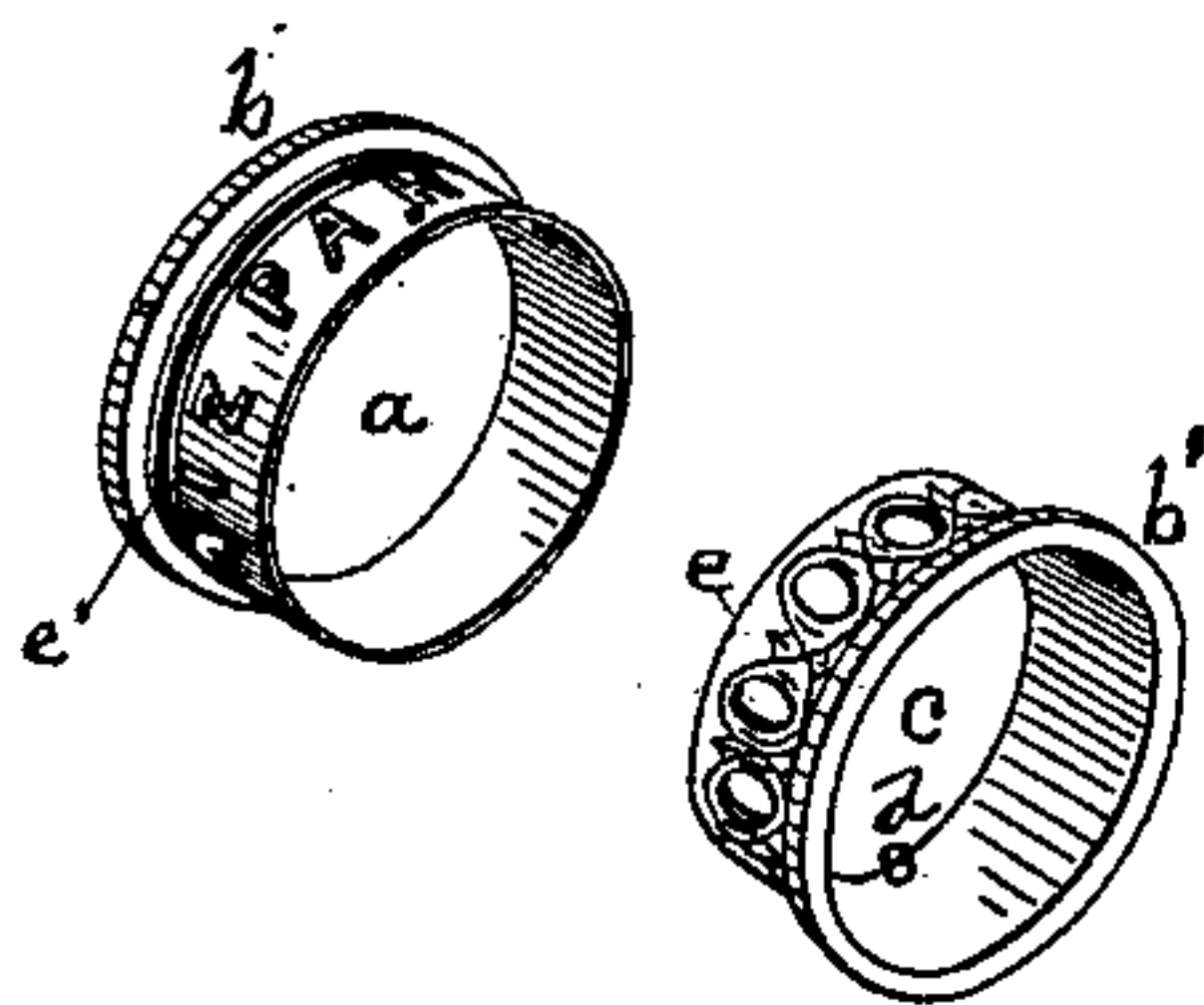


FIG. 2.

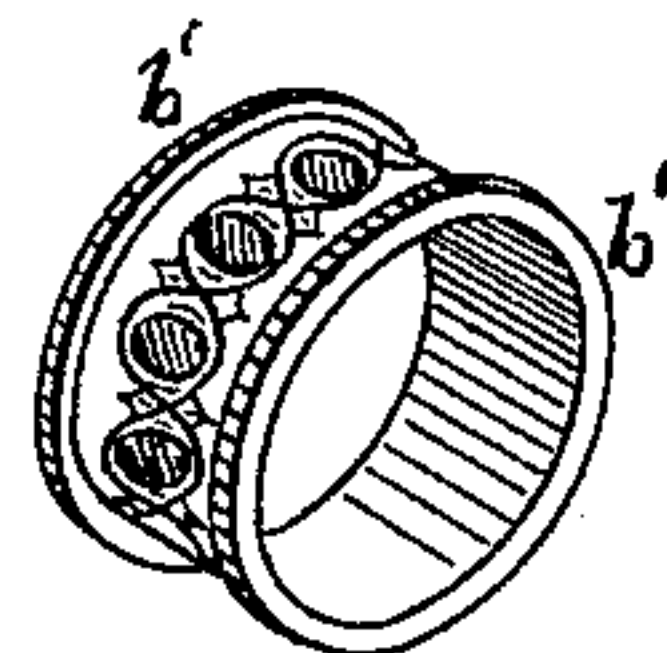



Fig. 3.



Witnesses

Geo. H. Strong.
Thos. A. Brooks

Inventor

Charles M. Halsey
By Dewey & Co.
Attys

UNITED STATES PATENT OFFICE.

CHARLES M. HALSEY, OF SAN FRANCISCO, CALIFORNIA.

IMPROVEMENT IN FINGER-RINGS.

Specification forming part of Letters Patent No. **221,728**, dated November 18, 1879; application filed May 7, 1879.

To all whom it may concern:

Be it known that I, CHARLES M. HALSEY, of the city and county of San Francisco, and State of California, have invented an Improvement in Rings; and I do hereby declare the following to be a full, clear, and exact description thereof, reference being made to the accompanying drawings.

My invention relates to an improvement in the construction of finger-rings and similar articles of jewelry; and it consists of an outer perforated ring provided with a milled edge or flange and an inner ring having characters upon it and a milled edge or flange, the edge of one of said rings having a teat or lug, which fits into a groove in the edge adjacent to the milled flange of the other, for securing them together.

Different designs or combinations of letters may be engraved on the inner ring, which will all show through the openings or slots in the outer one as it is turned one way or another, one design showing at one time and another at another, as the outer ring is turned.

Figure 1 is a view of my ring separated. Fig. 2 is a view of the ring. Fig. 3 shows a modification of Fig. 1.

Let *a* represent the inner ring, having the flange or milled edge *b* on one side only. On this inner ring are engraved the letters M I Z P A H at regular distances apart. Any words or characters may be engraved on the inner ring, as described.

The outer ring, *c*, has also a milled edge or flange, *b'*, on one side, and has the circular or other shaped holes cut through it, as shown, corresponding in position to the letters engraved on the inner ring. This outer ring is sprung over the inner one, and a teat, *d*, on the edge of one fits into a groove, *e*, in the edge of the other, so as to secure them together by the elasticity of the rings, and prevent their being separated. The rings are then joined, so as to form one ring, the milled edges being opposite each other, as shown in Fig. 2.

The outer ring may be turned one way or another on the inner one without separating

the two, and more than one design may be shown through the holes in the outer one; and, as shown in Fig. 3, the teat may be on the outside of the inner ring, and the groove on the inner surface of the outer ring. For instance, the word "Mizpah" is engraved on the inner ring, the letters being spaced to suit the holes in the outer ring. Between these letters, however, there may be letters which make up the word or name "Halsey," these latter being covered by the spaces between the holes in the outer ring when the word "Mizpah" is exposed. By sliding the outer ring slightly around, the word Mizpah will be concealed and the word "Halsey" will appear.

Any desired words or symbols may be put on the inner ring, and the name of the giver or owner may be engraved also, so as to show only at such times as the wearer desires.

The holes in the outer ring need not necessarily be round, as I have shown them, but may be elongated, or square, or in any desired shape.

I am aware that finger, scarf, and napkin rings composed of an interior hollow body for containing hair, miniatures, or other ornaments, and an exterior annular perforated sliding band, by which the article contained in said hollow body can be exposed or concealed from view, are old, and such I do not desire to claim as my invention; but,

Having thus described my invention, what I claim as new, and desire to secure by Letters Patent, is—

The outer perforated ring, *c*, provided with a milled flange, *b'*, and an inner ring, *a*, having characters upon it and a milled edge or flange, *b*, the edge of one of said rings having a teat or lug, which fits into a groove in the edge next to the milled flange of the other, for securing them together, substantially as and for the purpose herein shown and described.

In witness whereof I have hereunto set my hand.

CHARLES M. HALSEY.

Witnesses:

GEO. H. STRONG,
R. K. EVANS.