

J. B. ATWOOD.
Corset-Busk.

No. 221,658.

Patented Nov. 18. 1879.

Fig 2




Fig 1




Fig 3




Fig 4



Fig 5

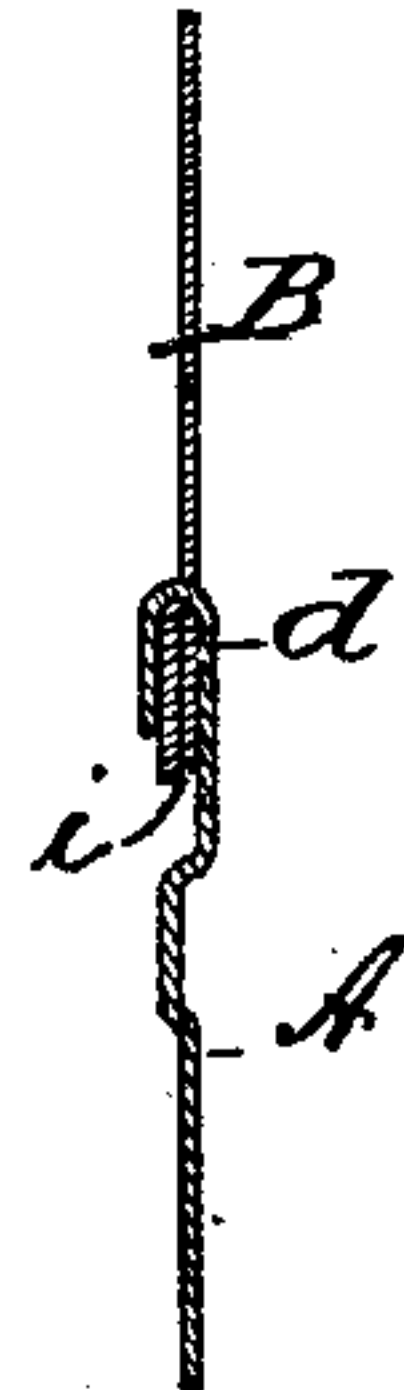


Fig 6



Witnesses
Wm H Chapin.
Charles Bill

Inventor
James B Atwood
By Henry A Chapin
Atty

UNITED STATES PATENT OFFICE.

JAMES B. ATWOOD, OF SPRINGFIELD, MASSACHUSETTS, ASSIGNOR OF ONE-HALF OF HIS RIGHT TO ADAMS O. SINCLAIR, OF SAME PLACE.

IMPROVEMENT IN CORSET-BUSKS.

Specification forming part of Letters Patent No. **221,658**, dated November 18, 1879; application filed September 15, 1879.

To all whom it may concern:

Be it known that I, JAMES B. ATWOOD, of Springfield, county of Hampden, and State of Massachusetts, have invented new and useful Improvements in Corset-Busks, which improvements are fully set forth in the annexed specification and in the accompanying drawings.

My invention has for its object the construction of a corset-busk which will permit of a free longitudinal motion side by side of the two main metallic strips composing the busk proper, when said strips are secured one to the other, or in the position in which they are usually worn in corsets; and, also, the construction of busk-strips of such a form in cross-section as contributes to strength without adding to the weight thereof, and of a greatly-reduced number of parts; and it consists in forming the two strips of metal constituting the busk of strips which are corrugated longitudinally; in constructing the fastening devices without the addition of other pieces than the above-named two metallic strips; and in so arranging said fastening devices that they allow said strips, when secured together thereby, to have a free longitudinal movement side by side.

Referring to the drawings, which consist of six figures, Figure 1 is a plan view of my improved busk complete. Figs. 2 and 3 are like views of the two separate metallic strips composing the busk. Fig. 4 is a cross-section of the two strips between the fastenings. Fig. 5 is a cross-section through the fastening devices; and Fig. 6 is a cross-section through one of the hooks of the strip, Fig. 2.

In the drawings, A B are the busk-strips. *d* are hooks. *e* are rectangular hook-slots. *i* are under-bent pieces cut partly out from slots *e*.

Like letters refer to like parts in the several figures.

Instead of constructing corset-busks provided with fastenings which are made separate from the busk-strips and riveted or otherwise secured thereto, as is usually practiced, my improved busks are so constructed, as herein shown, that the entire busk is composed of two pieces only, and all fastening devices are integral with the strip with which they are connected. Therefore, in carrying out my invention, I form the

busk-strip A, with the hooks *d* thereon, of one single piece of metal or other suitable material, and the strip B also of one piece, and form in it the slots or rectangular openings *e*, which permit of hooking said two strips together, as seen in Fig. 1.

In forming the slots *e* in the strip B, I do not entirely cut out a piece of the metal, but sever only one side and the ends of it, and bend it against the under side of the strip, toward its edge next to the hook-strip.

The edge of double thickness against which the hooks bear, formed as just described, is not an essential element in the construction of the busk; but such an edge is preferable to a single one, for obvious reasons.

It will be observed that the hook-slots *e* are so much longer than the width of the hooks *d* that when the two strips are hooked together, as seen in Fig. 1, said strips may be moved for a certain distance longitudinally side by side.

The aforesaid provision for a free movement side by side of the busk-strips provides for greater ease for the wearer of corsets which are constructed with my improved busks, for it is obvious that an absence of rigidity in the busk-fastenings will permit, to a certain degree, of a sidewise swaying movement of the body without causing the bottom edge of the corset, over the hips, to bear painfully or to an inconvenient degree thereon.

The busk-strip opposite the hoop-strip may be constructed to provide for such a degree of longitudinal movement as may seem desirable.

To obtain the greatest strength consistent with lightness and the flexibility required in a corset-busk, I corrugate the strips A and B longitudinally, as shown, and the corrugations so made provide, furthermore, for so arranging the hooks *d* as to provide for conveniently folding the edge of the corset over the busk-strip, and so arranging the cloth and the fastening devices that one will not interfere with the other.

What I claim as my invention is—

1. A corset-busk composed of metallic strips provided with fastening devices constructed substantially as shown, which permit said strips, when temporarily secured one to the

other upon the person of the wearer, to have a free longitudinal movement side by side, substantially as and for the purpose set forth.

2. A corset-busk composed of two metallic strips, each one of which is corrugated its whole length, and provided with fastening devices constructed substantially as shown, which permit said strips, when temporarily secured one to the other upon the person of the wearer, to have a free longitudinal movement side by side, substantially as and for the purpose set forth.

3. A corset-busk composed of two metallic strips, one of which has formed upon it fast-

ening-hooks which are an integral part of said strip, and one of which is provided with oblong openings for the reception of said hooks, substantially as and for the purpose set forth.

4. A corset-busk consisting of the corrugated strip A, provided with the hooks *d*, and the corrugated strip B, provided with the rectangular-shaped openings *e*, substantially as set forth and shown.

JAMES B. ATWOOD.

In presence of—

H. A. CHAPIN,

E. P. BARTHOLOMEW.