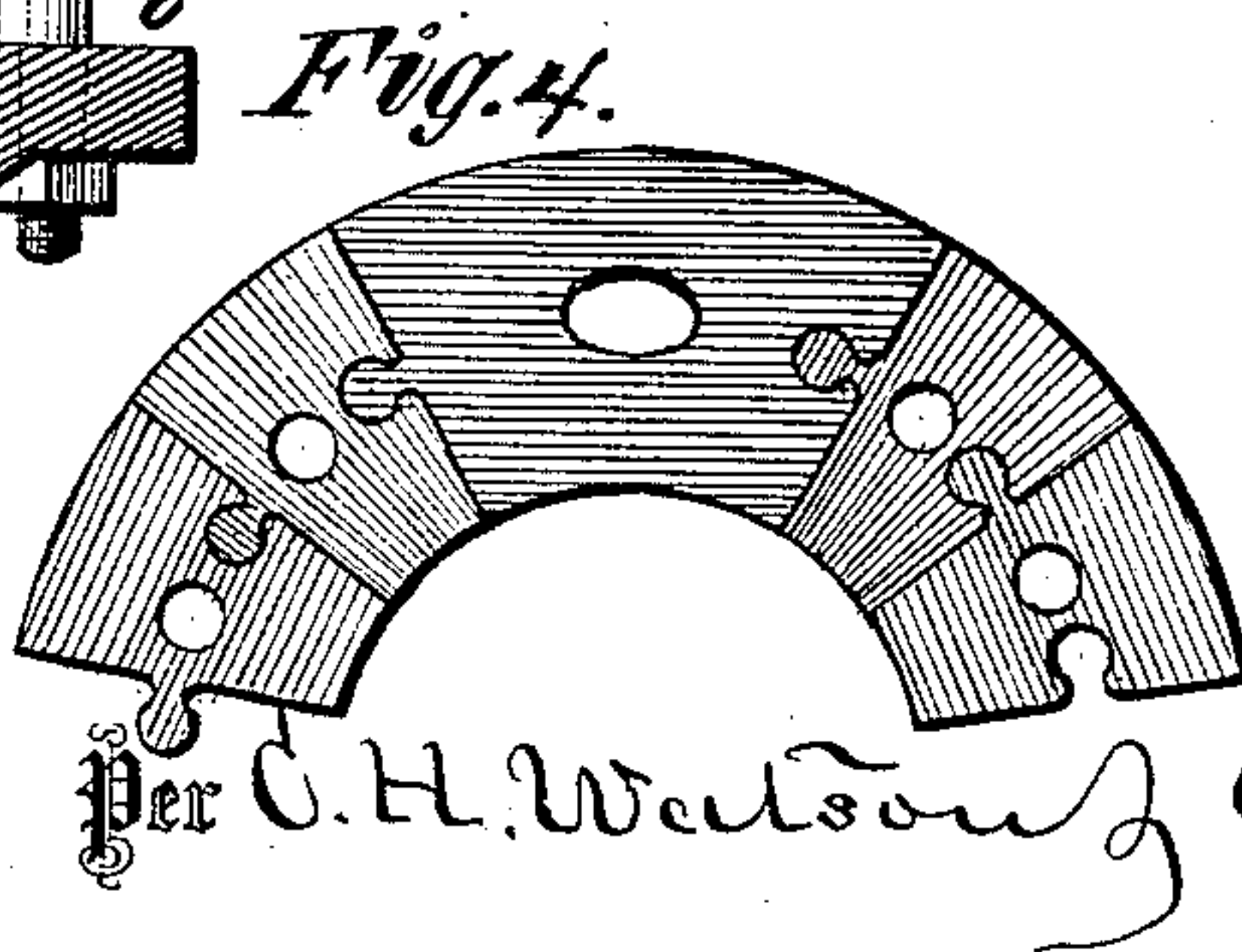
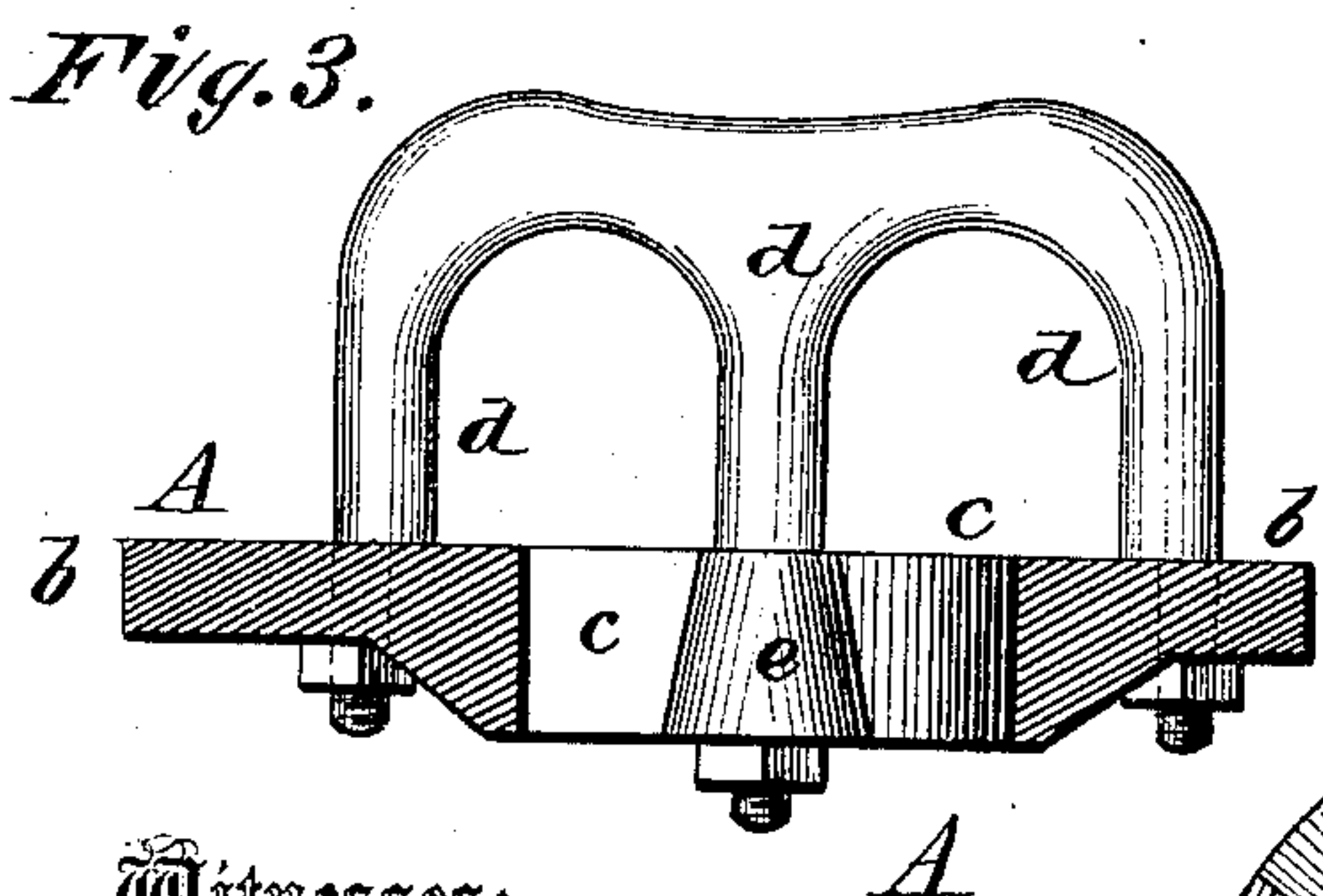
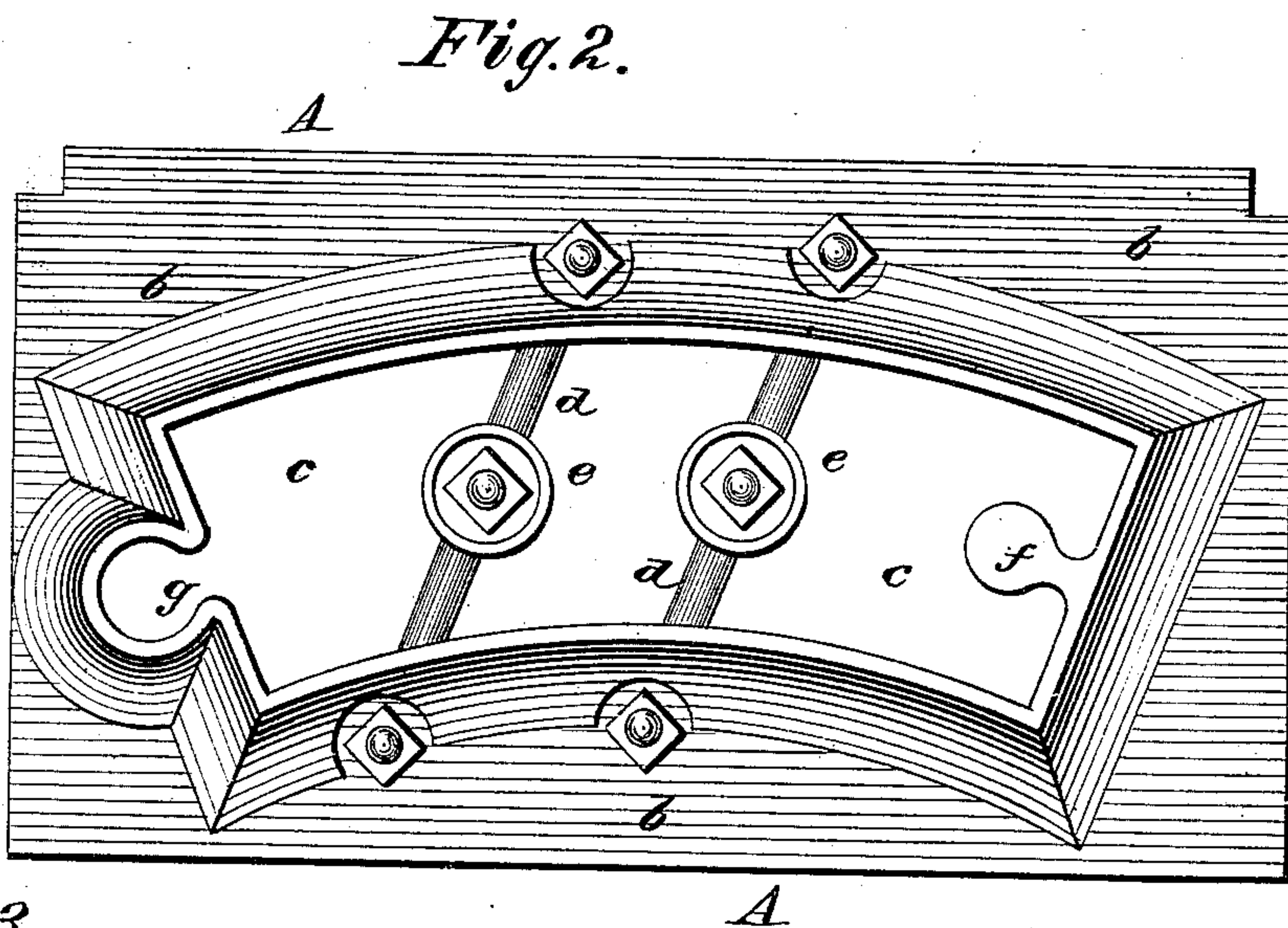
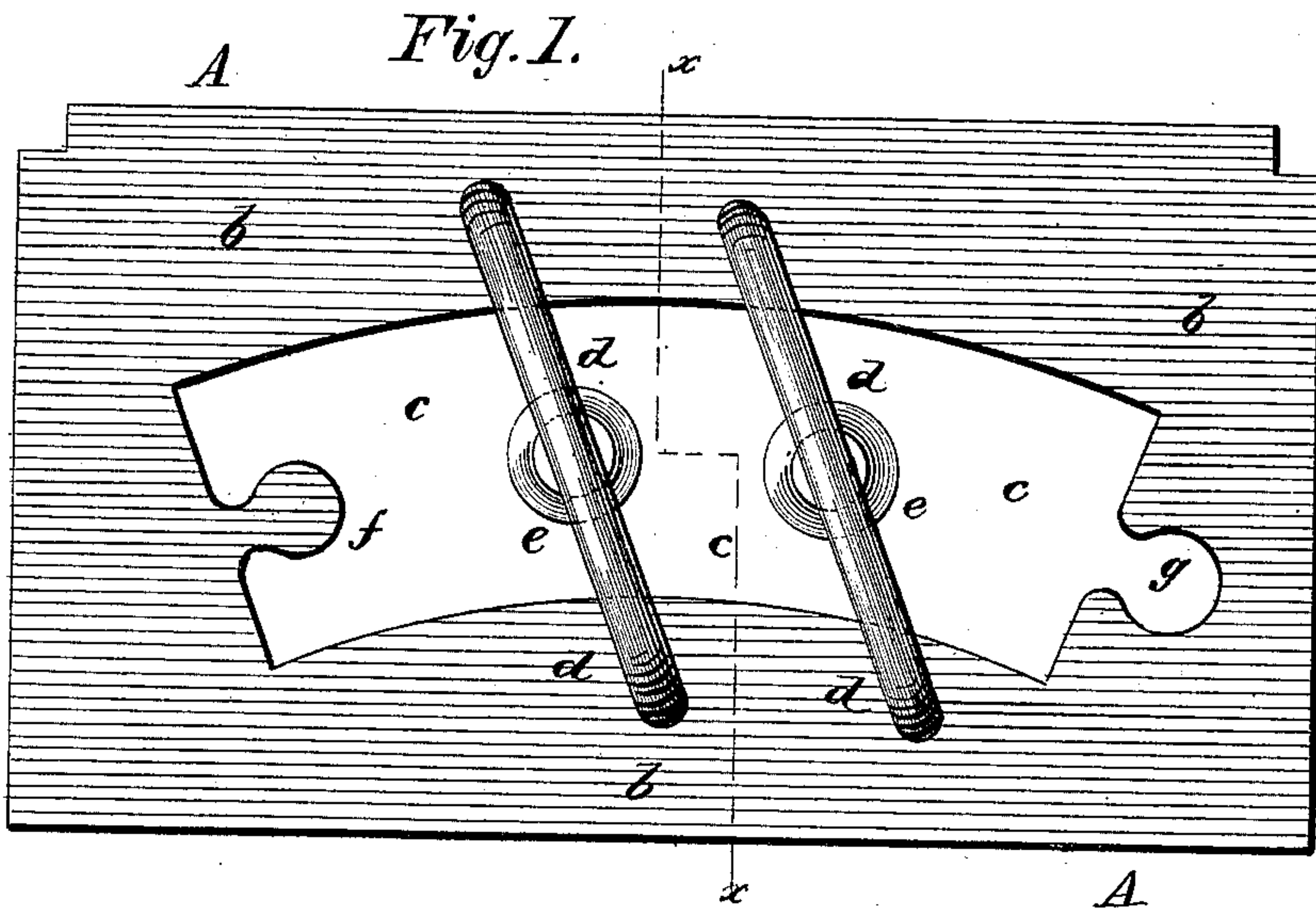


D. O. LOY.
Die for Molding Brick.

No. 221,243.

Patented Nov. 4, 1879.



Witnesses:

P. C. Dietrich.
Wm. J. Apperman.

Inventor

Daniel Oscar Loy.

Per *C. H. Watson & Co* Attorneys.

UNITED STATES PATENT OFFICE.

DANIEL O. LOY, OF MONTICELLO, ILLINOIS.

IMPROVEMENT IN DIES FOR MOLDING BRICKS.

Specification forming part of Letters Patent No. **221,243**, dated November 4, 1879; application filed June 13, 1879.

To all whom it may concern:

Be it known that I, DANIEL O. LOY, of Monticello, in the county of Piatt and State of Illinois, have invented certain new and useful Improvements in Dies for Molding Bricks; and I do hereby declare that the following is a full, clear, and exact description of the invention, which will enable others skilled in the art to which it appertains to make and use the same, reference being had to the accompanying drawings, and to the letters of reference marked thereon, which form a part of this specification.

The nature of my invention consists in an improvement in dies for molding bricks, whereby curved bricks having tongues and grooves are formed, as hereinafter more fully set forth; also, in a brick formed as hereinafter described.

In the drawings, Figure 1 is a top or plan view of the die for forming bricks. Fig. 2 is a plan view of the under side of the same. Fig. 3 is a sectional view taken on the line *xx* in Fig. 1. Fig. 4 is a section of a brick arch, the bricks being joined together in accordance with my invention.

Let *A* represent the die for forming the brick. This die is composed of a plate, *b*, curved opening *c*, yokes *d*, and cores *e*, which depend from the said yokes.

At one end of opening *c* is a rib or projection, *f*, and at the other end of the same is a recess, *g*. In forcing out a brick from the clay or other plastic material, the rib *f* forms a groove in one end thereof, and the recess *g* forms a tongue in the other. This projection *f* is formed narrow at its base, and, curving

outward, forms a knob at the top, as shown. The recess *g* is narrow at its mouth and widens inward, so that when the bricks are formed in the mold the tongue of one brick will slip into the groove of another, as shown, and be firmly held without the use of mortar, cement, or other like substance.

The cores *e* form holes through the brick, and these cores, with their yokes, may be increased in number, if desired.

In constructing sidewalks the bricks used may have but little curve, excepting those which line the street edge of the same.

It is evident that these bricks may be used for a variety of purposes.

The advantages of the holes through the bricks are, first, that when a curved wall is formed, such as that of a well, they can be bolted together; secondly, that they will be more thoroughly burned.

I am aware that it is not new to use a straight or curved tongue and groove; but

What I claim is—

A die for bricks, composed of the plate *b*, curved opening *c*, the tongue *f*, narrowed at its base and widened at its outer end, the groove *g*, contracted at its mouth and widened at its base, as shown, and the core *e*, substantially as and for the purpose set forth.

In testimony that I claim the foregoing as my own I have hereto affixed my signature in presence of two witnesses.

DANIEL OSCAR LOY.

Witnesses:

JAMES A. HILL,

WILLIAM H. REESE.