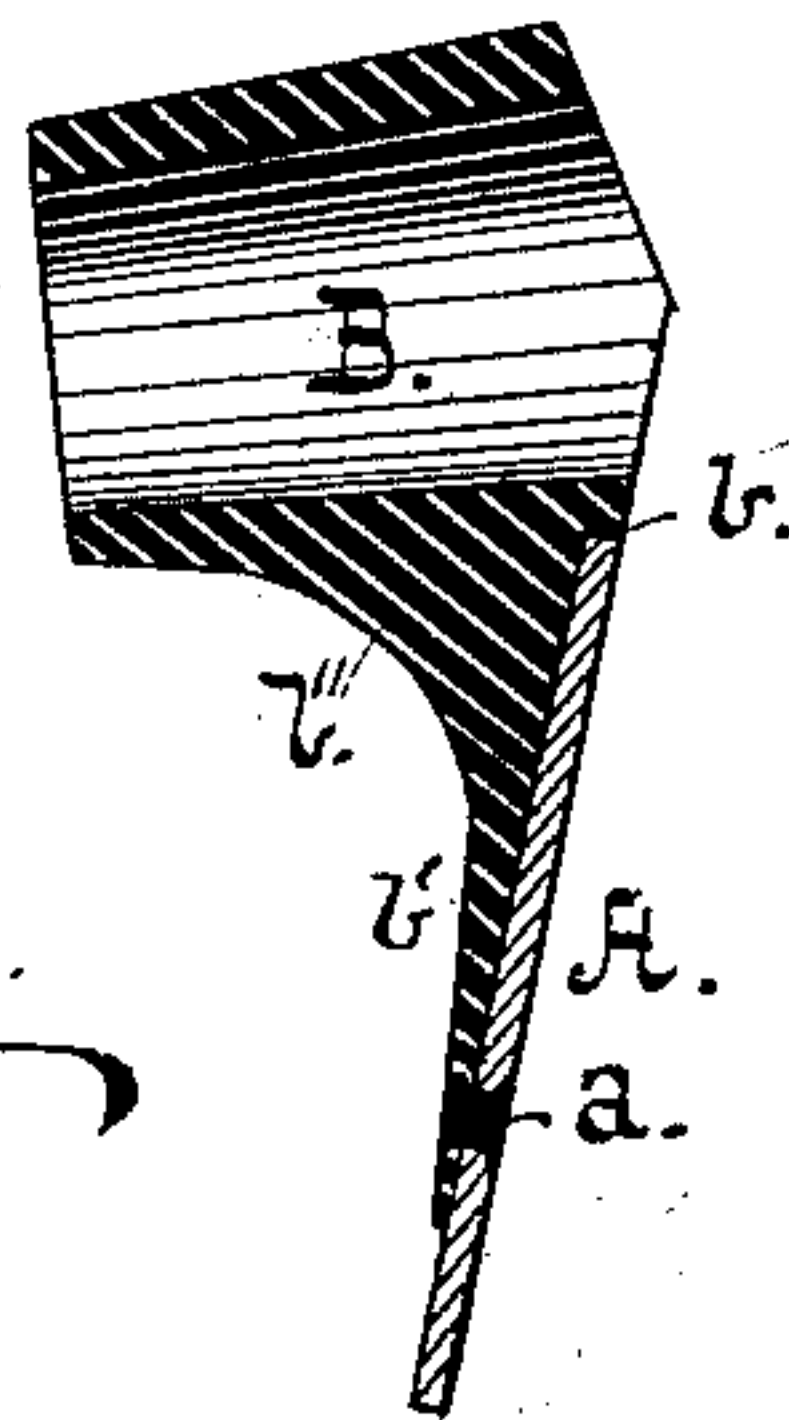
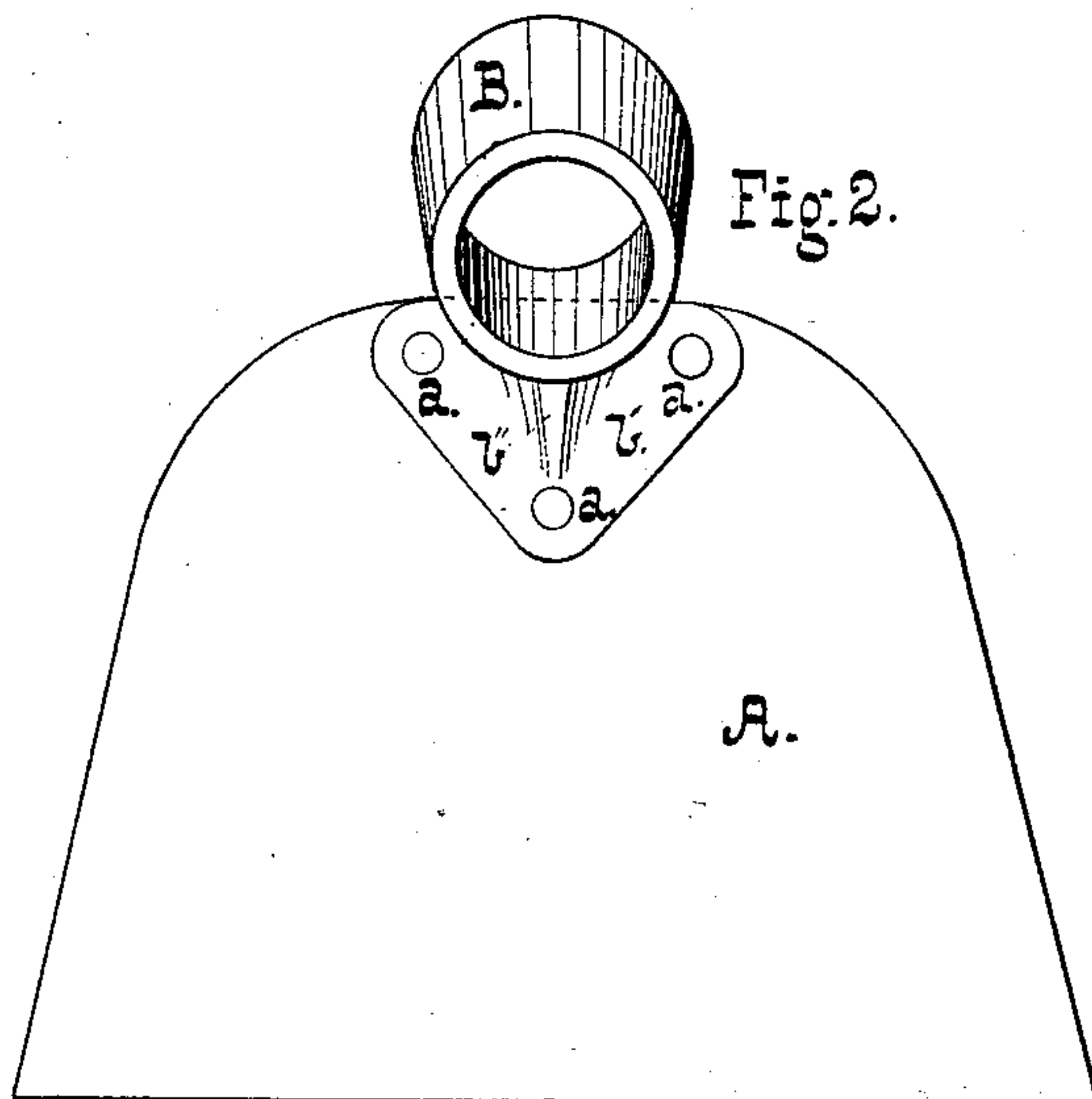
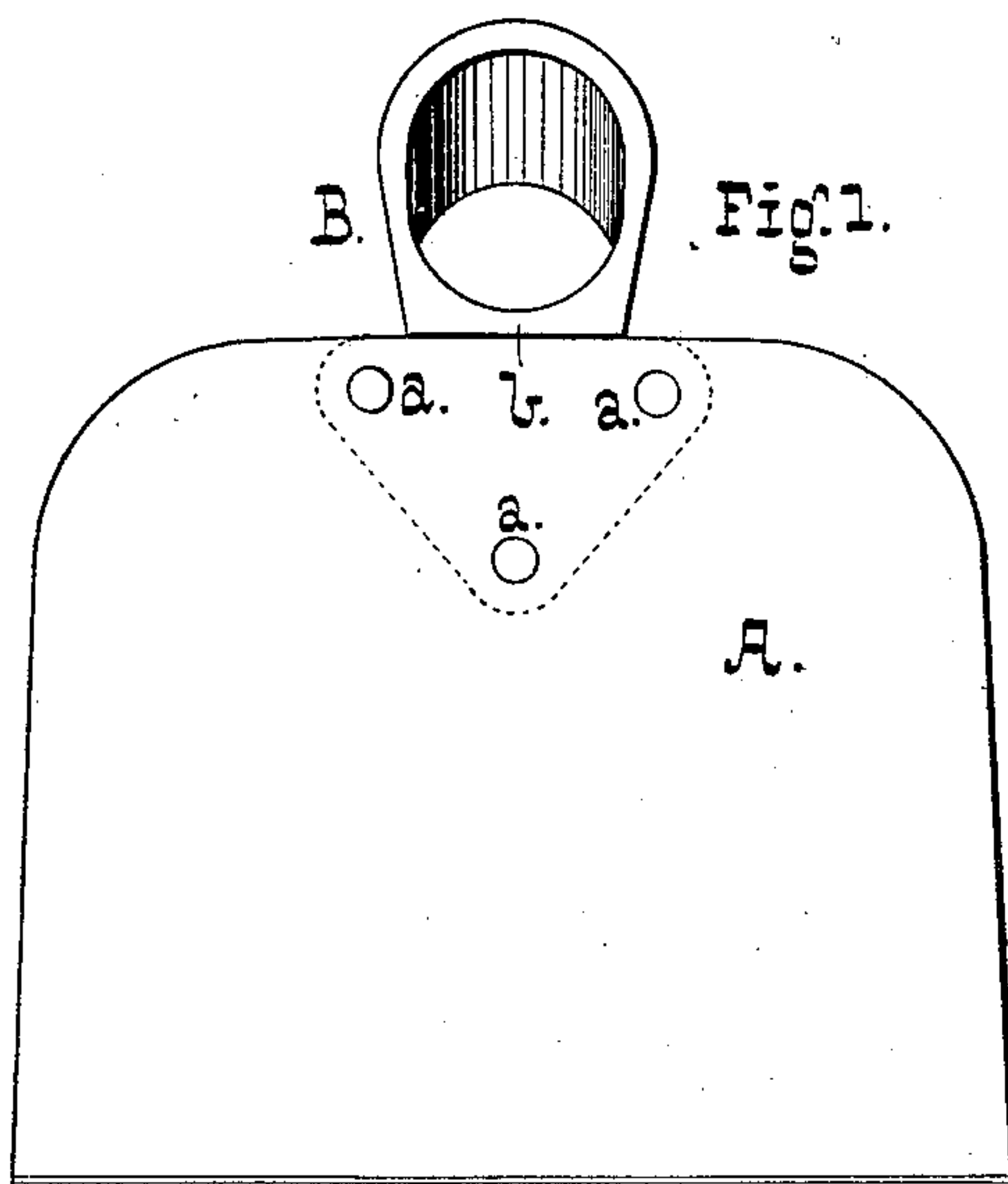


T. B. LOCKWOOD.  
Hoe.

No. 221,242.

Patented Nov. 4, 1879.



Witnesses,  
W. A. Bertram.  
J. L. Barclay.

Fig. 3.

Inventor  
THOS. B. LOCKWOOD.

by  
A. D. Williams.  
Attorney.

# UNITED STATES PATENT OFFICE.

THOMAS B. LOCKWOOD, OF BALTIMORE, MARYLAND.

## IMPROVEMENT IN HOES.

Specification forming part of Letters Patent No. **221,242**, dated November 4, 1879; application filed July 15, 1879.

*To all whom it may concern:*

Be it known that I, THOMAS B. LOCKWOOD, of Baltimore city, State of Maryland, have invented certain new and useful Improvements in Hoes; and I do hereby declare the same to be fully, clearly, and exactly described as follows, reference being had to the accompanying drawings, in which—

Figure 1 is a rear elevation, and Fig. 2 a front elevation, of the hoe, Fig. 3 being a central vertical section through the eye and eye-plate.

The object of my invention is to furnish a hoe of that class in which the blade is riveted to the eye-plate, embodying in maximum degree the attributes of strength and durability, while incidentally affording increased facility for joining the parts in the manufacture of the implement.

In Letters Patent of the United States, re-issued (No. 8,777) June 24, 1879—originally granted to me July 29, 1873—is described a hoe of the class named, in which the salient feature is a flat shoulder on the under side of the eye and in front of the eye-plate, designed to receive the force of the blow and relieve the rivets of strain as the hoe is struck into the ground.

In point of durability and strength the patented hoe leaves nothing to be desired; but the presence of the eye-plate behind the blade is objectionable in some respects.

The hoe forming the subject of my present invention embodies all the advantages of the patented one, besides securing others which the peculiar construction of the latter rendered therein unattainable.

In the present instance, I produce a hoe having a smooth back and a practically-flush face, while facilitating the construction of the eye and the fitting and attachment of the blade.

In the accompanying drawings, A is the blade, which is of any desired shape, constructed of steel, and is provided with a flat upper edge at the part which comes in contact with the eye. This latter, B, is, by preference, constructed of malleable iron, and is provided with an eye-plate, *b'*, perforated for the rivets *a*. A re-enforce, *b''*, close up under the eye, serves to strengthen the plate.

The eye-plate is rabbeted on the rear side, as shown in Fig. 3, the blade meeting a flat shoulder, *b*, on the eye, and being flush with the rear face of the same.

It will be seen that the rabbet on the rear side of the eye-plate greatly facilitates the formation of a tight and accurate joint between the blade and eye, and the meeting edges being flat there is practically no danger to be apprehended from the cutting of the eye by the blade and incident loosening of the rivets.

What I claim is—

The hoe herein described, having the rear side of its eye-plate rabbeted to form a straight shoulder, as described, and its blade riveted thereto and meeting said shoulder, as and for the purpose set forth.

THOS. B. LOCKWOOD.

Witnesses:

S. D. WILLIAMS,  
WM. M. NICKERSON.