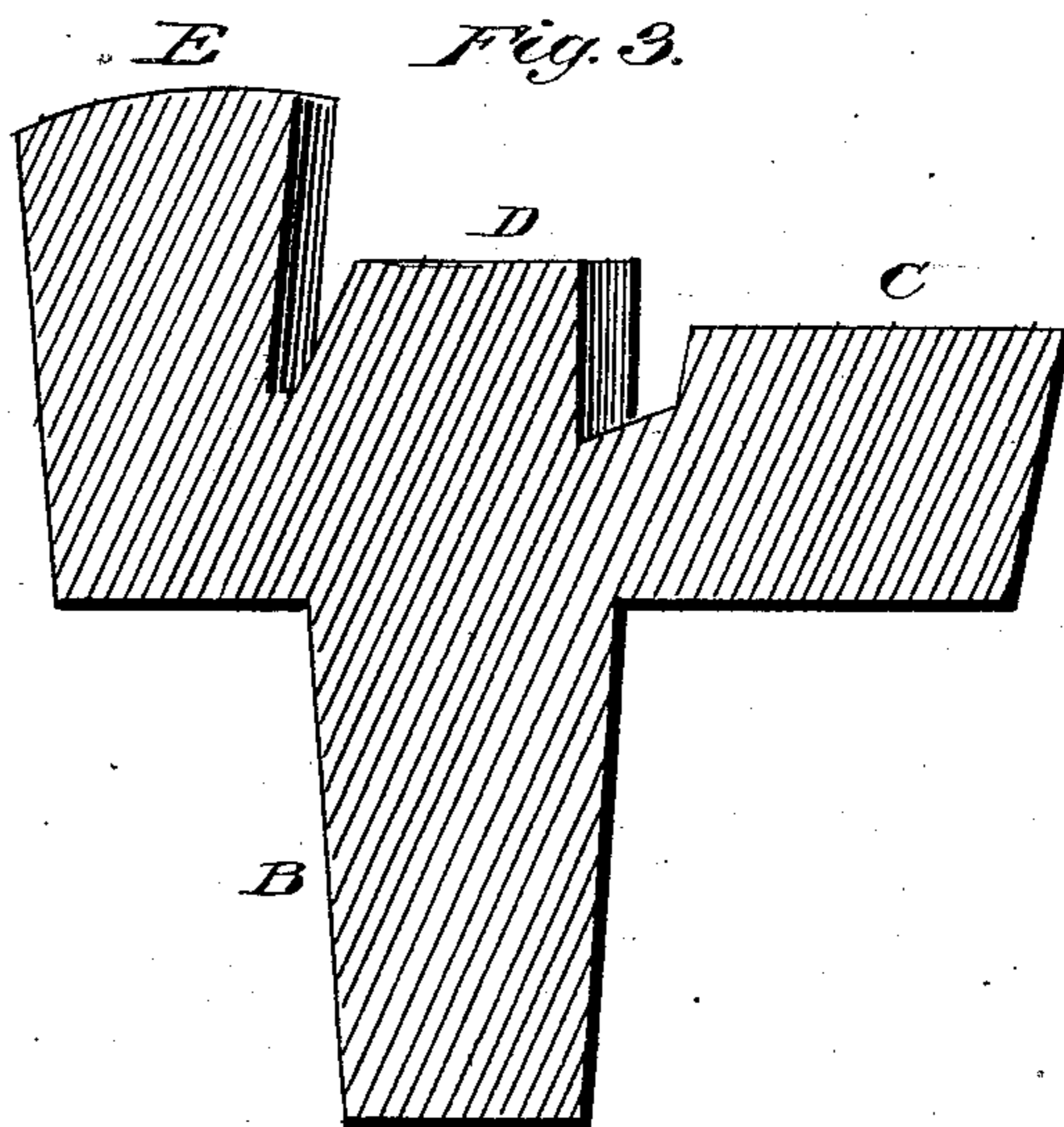
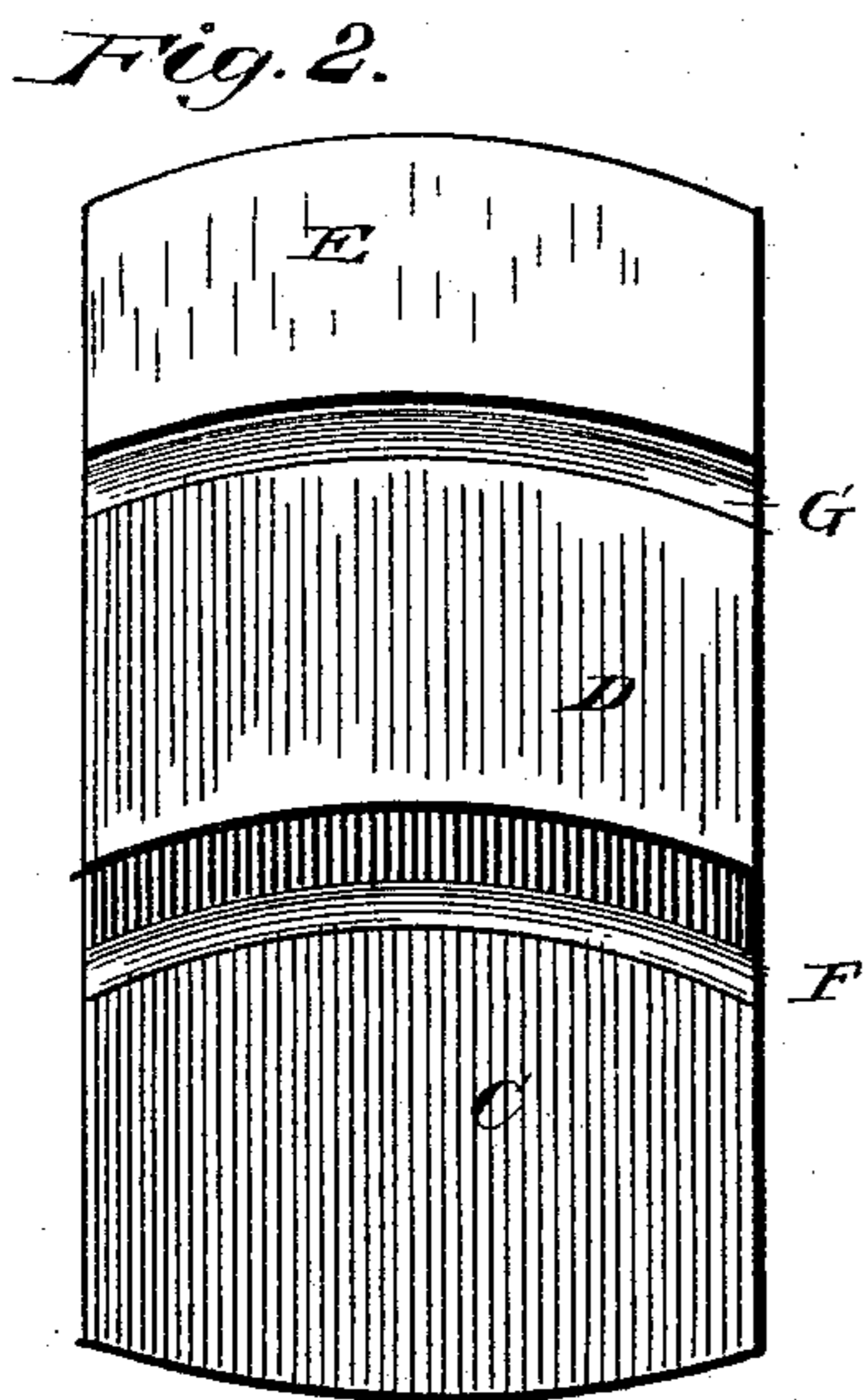
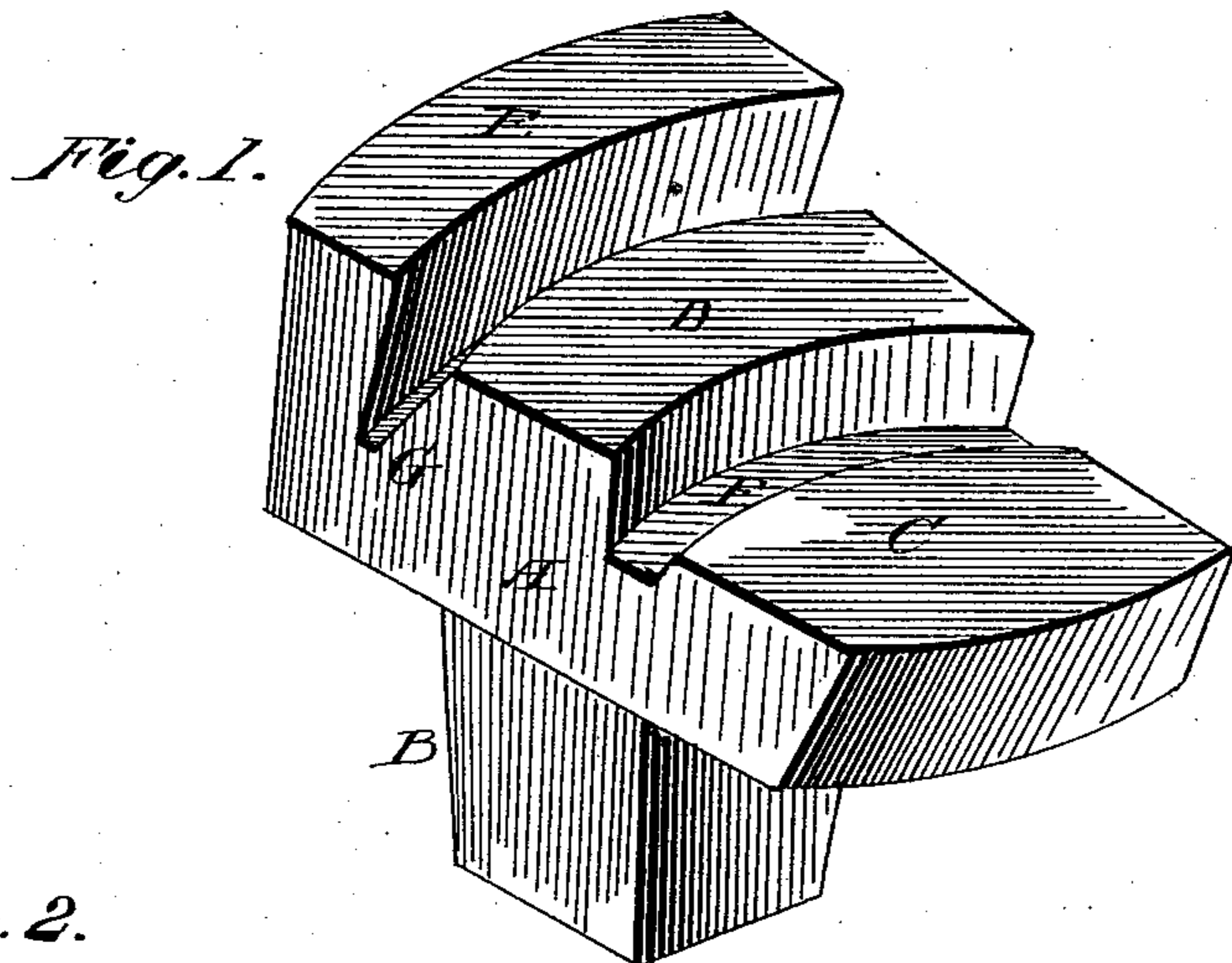


E. J. PARKER.
Horseshoe Calk-Welding Anvil.

No. 221,183.

Patented Nov. 4, 1879.



Witnesses:

Ad. G. Dietrich

J. R. Littell,

Inventor:

Ephraim J. Parker

By

C. A. Snow & Co.

Attys.

UNITED STATES PATENT OFFICE.

EPHRAIM J. PARKER, OF CARPENTERSVILLE, INDIANA.

IMPROVEMENT IN HORSESHOE-CALK-WELDING ANVILS.

Specification forming part of Letters Patent No. **221,183**, dated November 4, 1879; application filed April 7, 1879.

To all whom it may concern:

Be it known that I, E. J. PARKER, of Carpentersville, in the county of Putnam and State of Indiana, have invented certain new and useful Improvements in Horseshoe-Toeing Devices; and I do hereby declare that the following is a full, clear, and exact description of the invention, which will enable others skilled in the art to which it appertains to make and use the same, reference being had to the accompanying drawings, which form a part of this specification.

Figure 1 is a perspective view. Fig. 2 is a top view, and Fig. 3 is a vertical section.

Corresponding parts in the several figures are denoted by like letters of reference.

This invention relates to an improved tool or die for toeing horseshoes; and it consists in the improved construction of the same, which will be hereinafter fully described, and particularly pointed out in the claim.

In the drawings, A represents an anvil or plate having a downwardly-projecting arm, B, by which the device is adapted to be adjusted and held securely in a recess in some suitable foundation-block. The face of the anvil or plate A is divided into three sections or steps, C D E, the respective faces of which are level, or nearly so, while the height of the steps gradually increases.

Between the steps C D is formed a groove,

F, of the shape shown in the drawings, which is the exact shape of a toe required for summer use or for light work. Another groove, G, formed between steps D E, is the shape of a toe such as used in winter or for heavy work, it being V-shaped in cross-section, with a sharp lower edge.

When, in operation, a toe is to be welded upon a shoe, the toe is accommodated in the proper groove or recess F or G, while the shoe is supported upon the steps C or D. The height of the adjoining steps D or E is such as to correspond with the thickness of the shoe. During the process of welding the proper shape is thus given to the toe-calk, finishing of which is thus rendered unnecessary.

Having thus described my invention, I claim and desire to secure by Letters Patent of the United States—

As an improvement in horseshoe-toeing devices, the anvil A having arm B and steps C D E, between which are located differently-shaped grooves F G for forming differently-shaped horseshoe-toes, as set forth.

In testimony that I claim the foregoing as my own I have hereto affixed my signature in presence of two witnesses.

EPHRAIM J. PARKER.

Witnesses:

WILLIAM D. BURNS,
WILLIAM C. HARRIS.