

T. ALLEN.
Shipping Case and Can.

No. 221,143:

Patented Nov. 4, 1879.

Fig. 2.

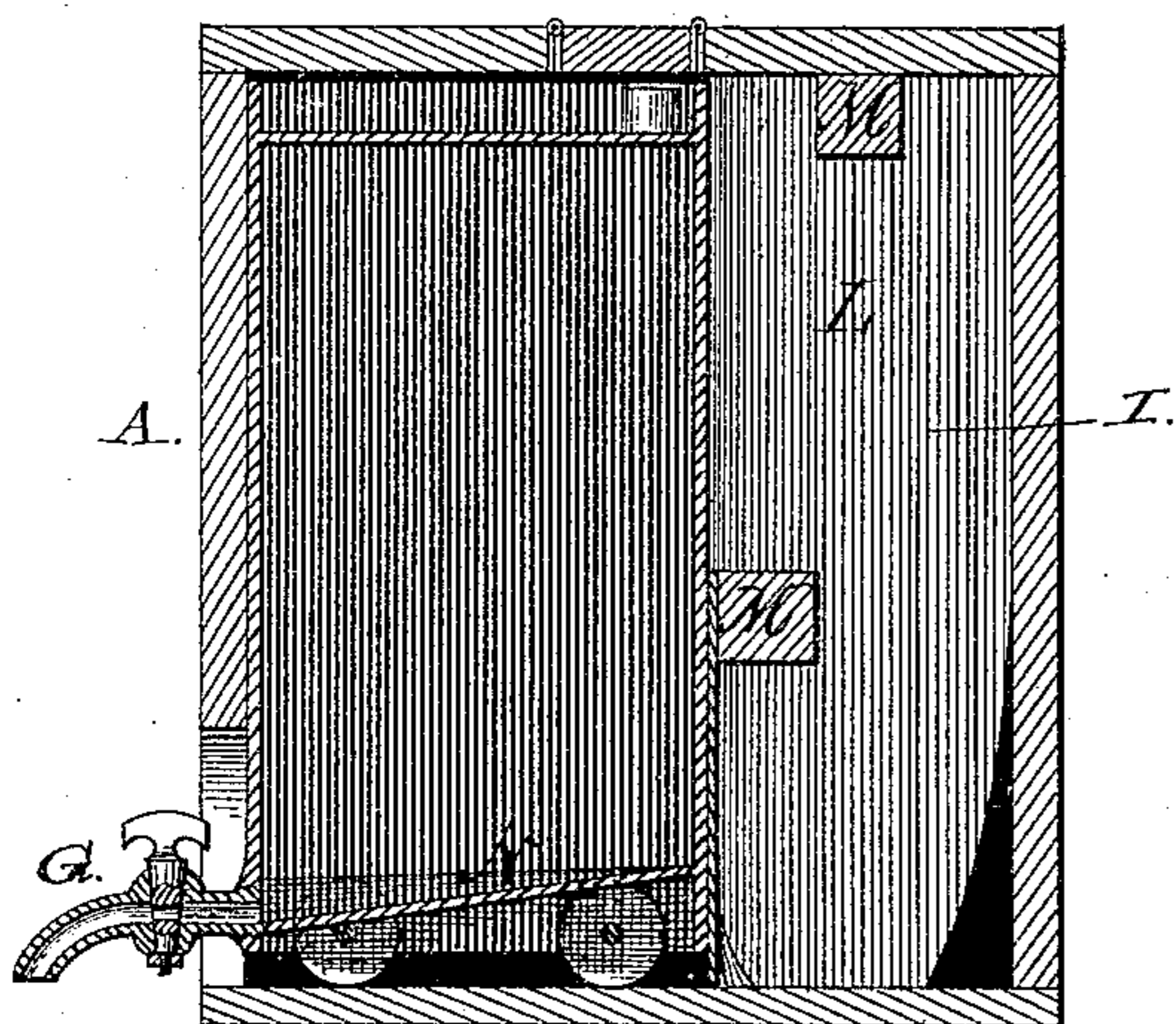


Fig. 1.

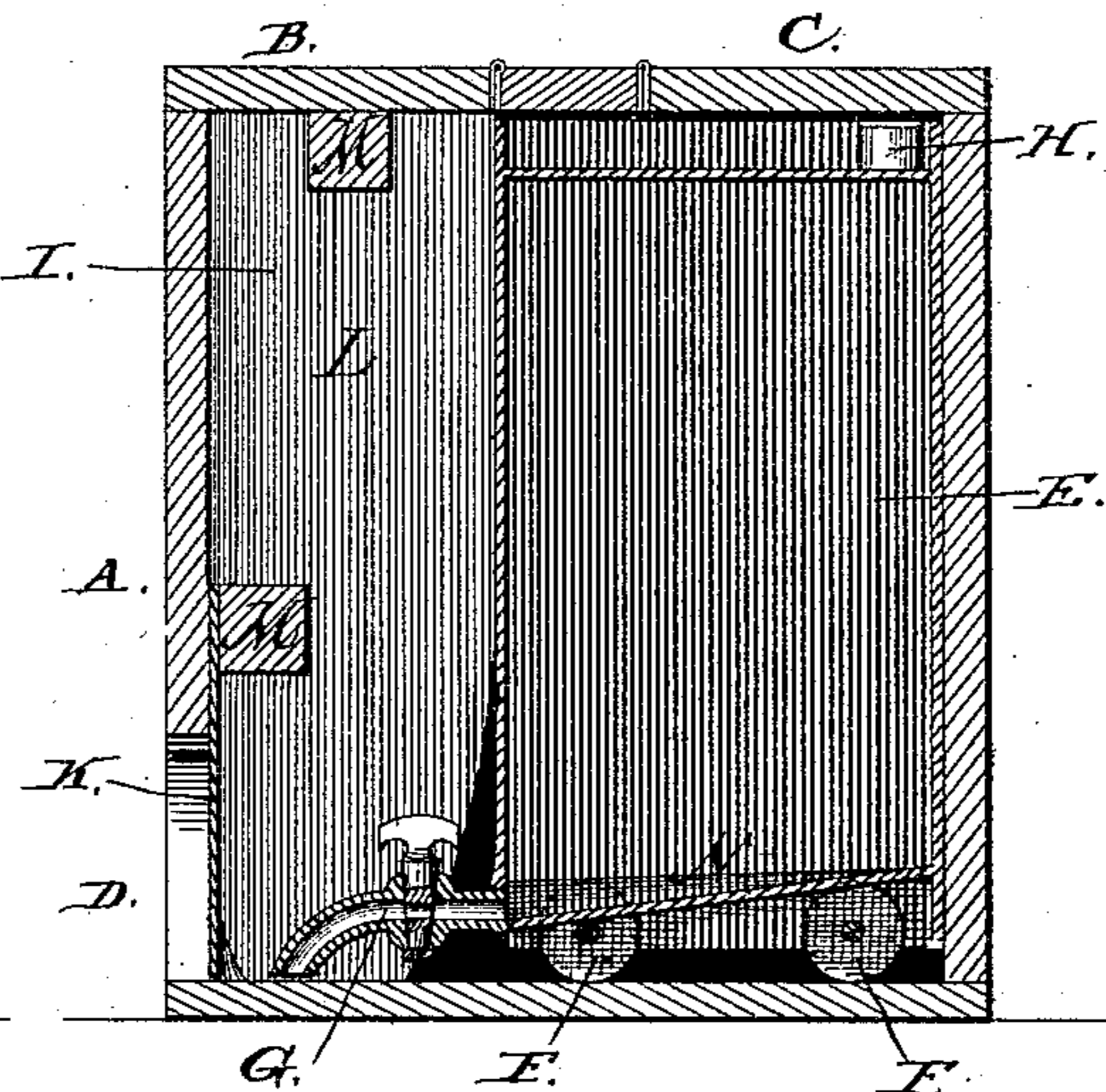


Fig. 3.

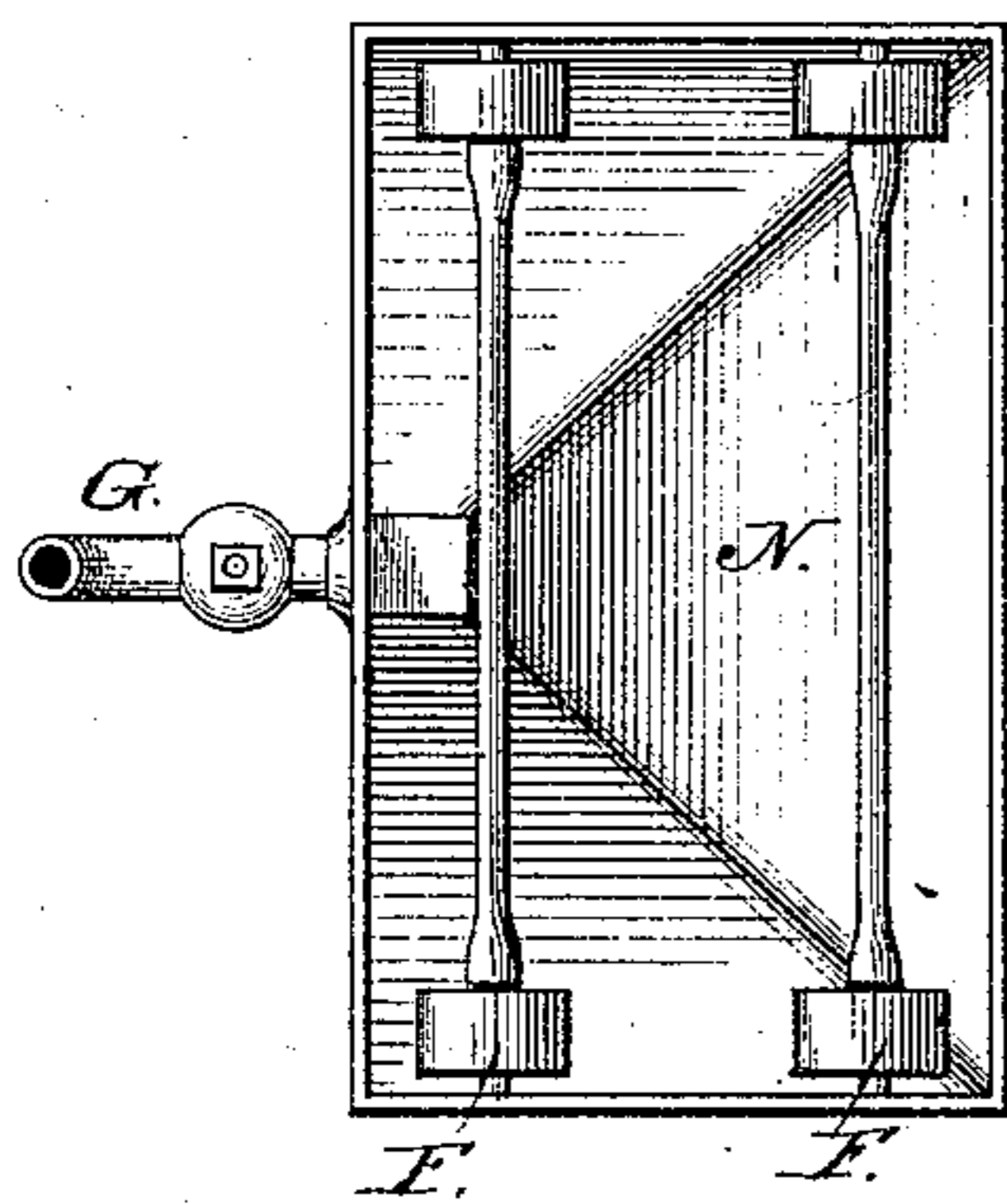
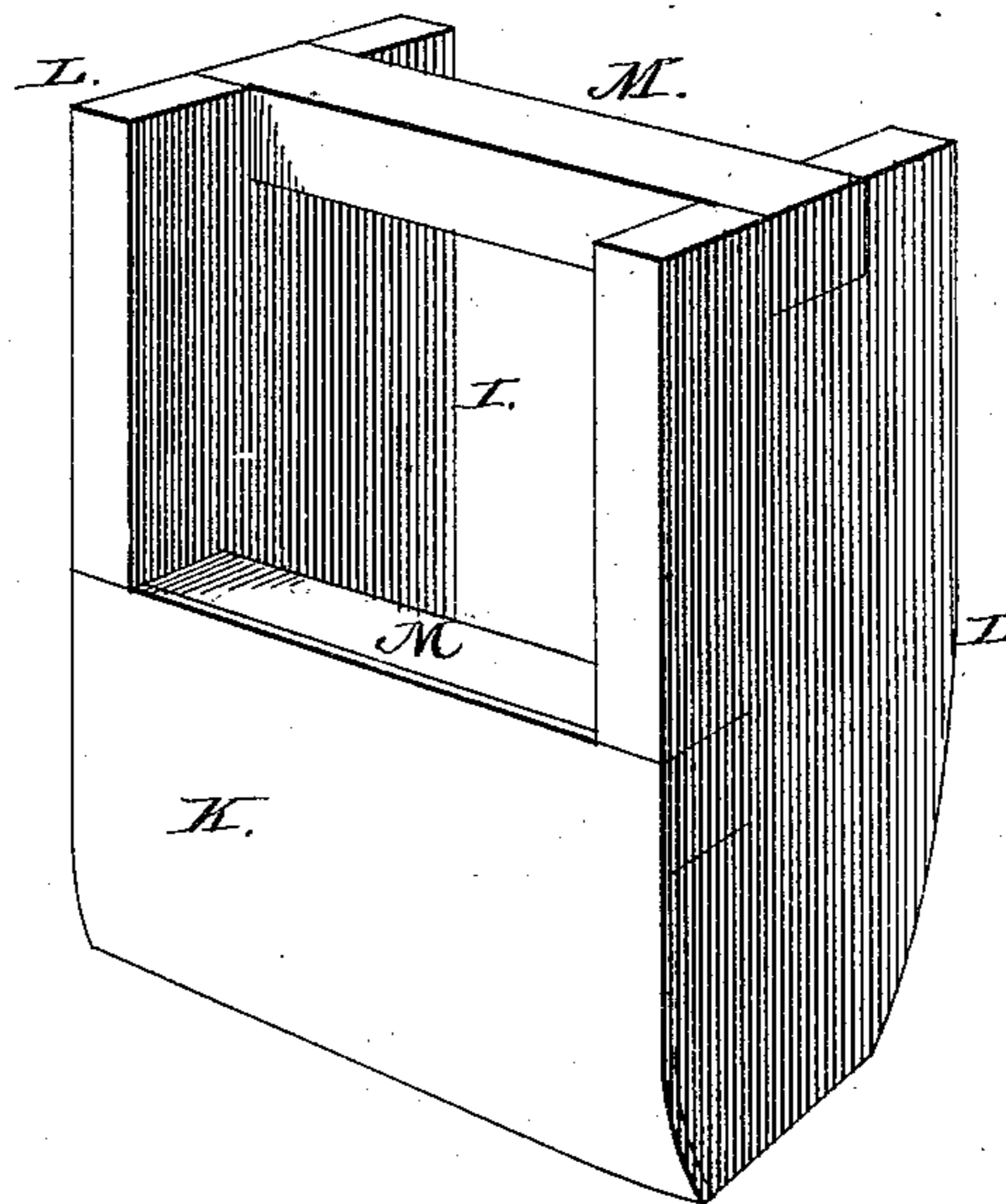


Fig. 4.



WITNESSES

John A. Carr.
W. E. Gibson.

INVENTOR

Theodore Allen
by Stone & Stanley
ATTORNEYS

UNITED STATES PATENT OFFICE.

THEODORE ALLEN, OF POUGHKEEPSIE, NEW YORK.

IMPROVEMENT IN SHIPPING CASE AND CAN.

Specification forming part of Letters Patent No. **221,143**, dated November 4, 1879; application filed September 10, 1879.

To all whom it may concern:

Be it known that I, THEODORE ALLEN, of the city of Poughkeepsie, in the county of Dutchess and State of New York, have invented certain new and useful Improvements in Combined Shipping Case and Can for Liquids; and I do hereby declare that the following is a full, clear, and exact description of the invention, which will enable others skilled in the art to which it appertains to make and use the same, reference being had to the accompanying drawings, and to the letters of reference marked thereon, which form a part of this specification, in which—

Figure 1 represents a vertical longitudinal section of my invention, showing my device arranged ready for shipment. Fig. 2 is a similar view, but showing the package arranged for drawing the contents from the can. Fig. 3 is a bottom view of the can, and Fig. 4 is a view of my faucet-protecting wedge or slide.

The object of my invention is to provide a means for transporting liquids of any kind from place to place, and in large or small quantities, in packages so arranged that the means for drawing the contents are fully protected while in transportation, and can be made available when necessary.

A is the case, having movable covers B C, which may be hinged or simply fitted in place. In this example of my invention they are hinged. This case may be of wood or other suitable material.

D is the opening for the faucet when the can is in position for drawing liquid therefrom. E is the can, mounted on trucks F F, and having the faucet G and filling-orifice H. I is the slide or wedge, constructed of wood or other suitable material, and having at its lower end the plate K, for purposes hereinafter to be explained.

The sides L of the slide I are of such width as to prevent any movement during transportation, at which time the slide is in that part of

the case in front of the can. The sides L are held together by braces M. To the latter, and to the lower part of the sides, extending across, is the plate or guard K, of metal or other suitable material.

The plate is of sufficient height to cover the faucet-opening D when the parts are arranged, as shown in Fig. 1, for transportation.

The lower ends of the sides may be tapered or rounded at their lower corners to facilitate the insertion of the slide in place.

The bottom of the can is recessed for the reception of the trucks F F, and inclines, as clearly shown in Fig. 3, toward the faucet G, to insure the drawing off of the entire contents of the can without the necessity of tipping the can or its inclosing-case. When it is desired to use or draw the contents of the can the slide I is removed from the front thereof, and the can is rolled forward upon its trucks, permitting the faucet to protrude a sufficient distance, and the slide may then be dropped behind the can to retain the latter in position.

Having thus fully described my invention, what I claim as new, and desire to secure by Letters Patent of the United States, is—

1. The combination of the case A, can E, and slide I, substantially as and for the purposes described.

2. The case A, having opening D, can E, having faucet G, and slide I, having guard or plate K, substantially as shown and described.

3. The combination of the case A, can E, having faucet G, and trucks F F, with slide I, having guard K, as and for the purposes described.

In testimony that I claim the foregoing as my own I affix my signature in presence of two witnesses.

THEODORE ALLEN.

Witnesses:

H. C. SMITH,
SAMUEL S. DANIELS.