

C. T. WRIGHT.
Combined Liquid Measure and Funnel.

No. 221,137.

Patented Oct. 28, 1879.

Fig. 1.

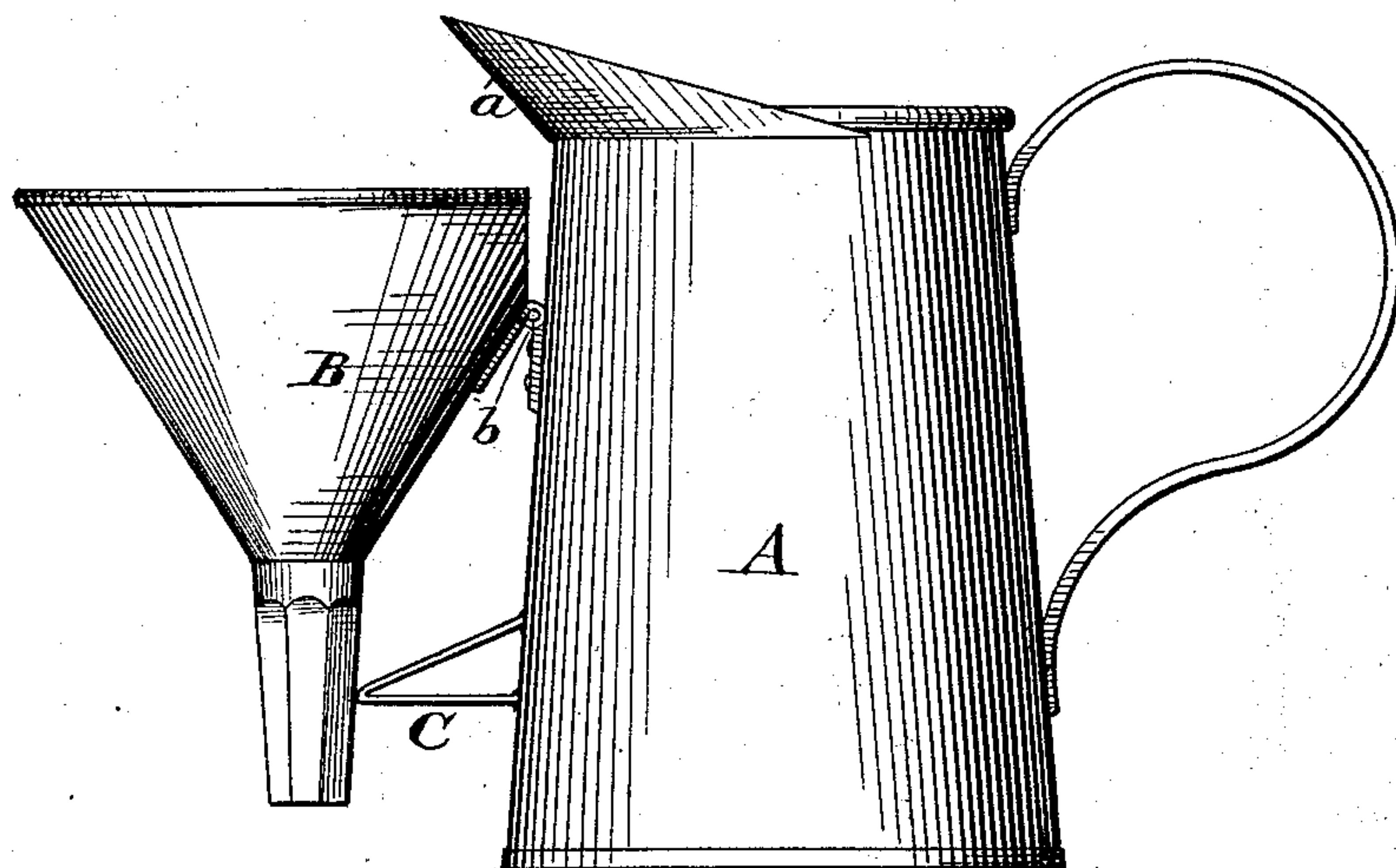


Fig. 2.

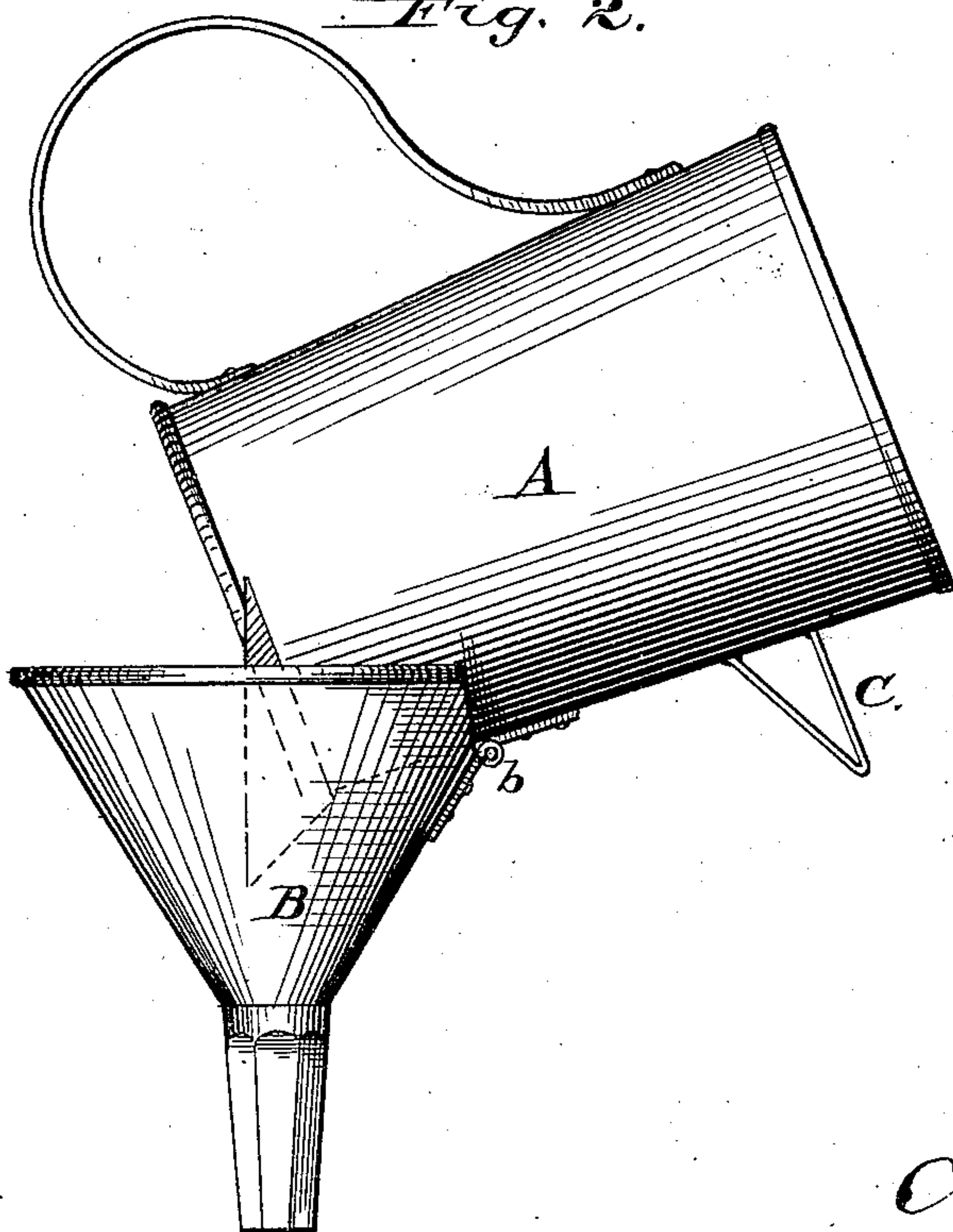
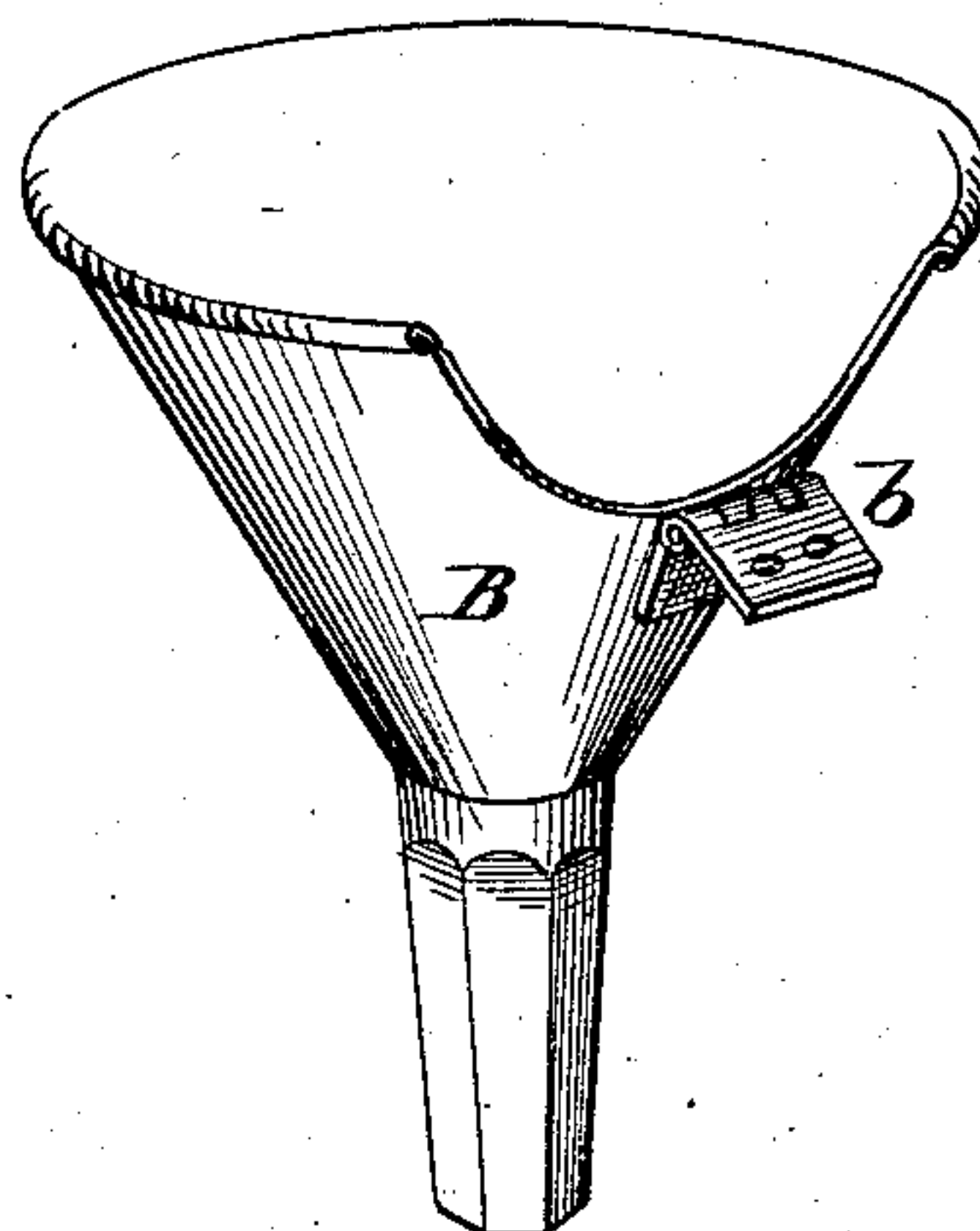


Fig. 3.



Attest
H. L. Perrine,
D. P. Cowl

Inventor.
Charles T. Wright,
By. W. B. Hale
Atty

UNITED STATES PATENT OFFICE.

CHARLES T. WRIGHT, OF WASHINGTON, DISTRICT OF COLUMBIA.

IMPROVEMENT IN COMBINED LIQUID-MEASURE AND FUNNEL.

Specification forming part of Letters Patent No. **221,137**, dated October 28, 1879; application filed April 15, 1879.

To all whom it may concern:

Be it known that I, CHARLES T. WRIGHT, of Washington, in the District of Columbia, have invented certain new and useful Improvements in Liquid-Measures; and I do hereby declare that the following is a full, clear, and exact description of the invention, which will enable others skilled in the art to which it pertains to make and use the same, reference being had to the accompanying drawings, and to the letters of reference marked thereon, which form a part of this specification.

The object of this invention is to obviate the necessity of separately handling a funnel and measuring-cup when it is desired to measure liquids into jugs, bottles, and the like, and also to prevent spilling in pouring liquids from a cup into a funnel.

In the accompanying drawings, Figure 1 is a side elevation of my invention. Fig. 2 represents the cup tilted as when its contents are being poured into the funnel. Fig. 3 is a view of the funnel detached.

The letter A indicates a measuring-cup, and B is a funnel hinged thereto a short distance below the lip *a*. From the cup, just below the hinge *b*, a bracket or arm, C, projects a proper distance to support the funnel in a vertical position when not in use and the cup is in a similar position, so that the nozzle of the funnel may be readily inserted into the mouth of a jug or bottle by a person holding the handle of the cup without separately handling the funnel. This is particularly advantageous in measuring coal-oil, molasses, and other liquids which soil the hands, as the funnel is always more or less smeared with the liquid being measured. A portion is cut out from the top of the funnel, as shown at *d*, and it is the lower edge of the recess thus formed that is hinged closely to the cup, the hinge being at such distance from the top thereof that when the cup is tilted into the funnel its lip will come

nearly over the orifice and well down into the flaring portion, so that, however awkward might be the person measuring, to spill the liquid would be scarcely possible.

I am aware that a measuring-cup has been constructed with a funnel projecting from its top in lieu of the ordinary lip; but in using such a cup the liquid is liable to flow through the funnel before the nozzle can be inserted in the bottle or jug.

I know, also, that a funnel has been loosely linked to a measuring-cup, so that it can be turned upon the cup as a cap or lid; but a funnel so linked requires to be handled directly in order to place it in the mouth of a jug or bottle. I do not claim either of these inventions.

What I claim is—

1. A measuring-cup having a funnel hinged thereto below its lip, and provided with a projection which supports the funnel in an approximately vertical position alongside the cup when the latter is in a similar position, substantially as described.

2. The combination, with the cup and funnel hinged together substantially as described, of a bracket or arm interposed between said funnel and cup, below the point at which they are hinged together, for maintaining the funnel in an approximately vertical position when the cup is in a similar position, substantially as described.

3. The combination, with the measuring-cup, of the funnel having a recess in its wall, and hinged to the cup at the edge of said recess, substantially as and for the purpose set forth.

In testimony that I claim the foregoing as my own invention I affix hereto my signature in presence of two witnesses.

CHARLES T. WRIGHT.

Witnesses:

WM. B. HALE,
MAURICE SOLOMON.