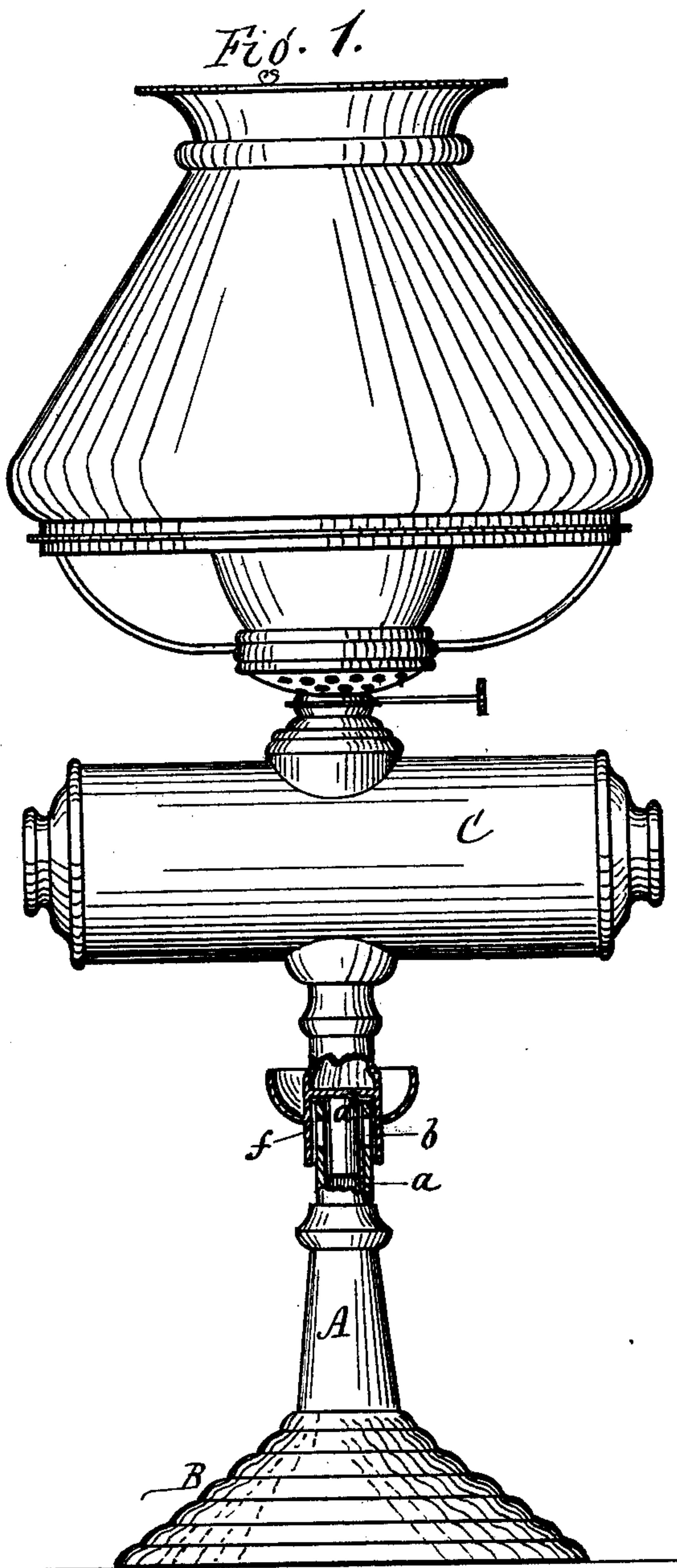


C. F. SPENCER.
Lamp.

No. 220,884.

Patented Oct. 21, 1879.



Attest.
J. B. West
John C. Burnet.

Inventor.
Chas F. Spencer,
Per R. F. Osgood,
Atty.

C. F. SPENCER.
Lamp.

No. 220,884.

Patented Oct. 21, 1879.

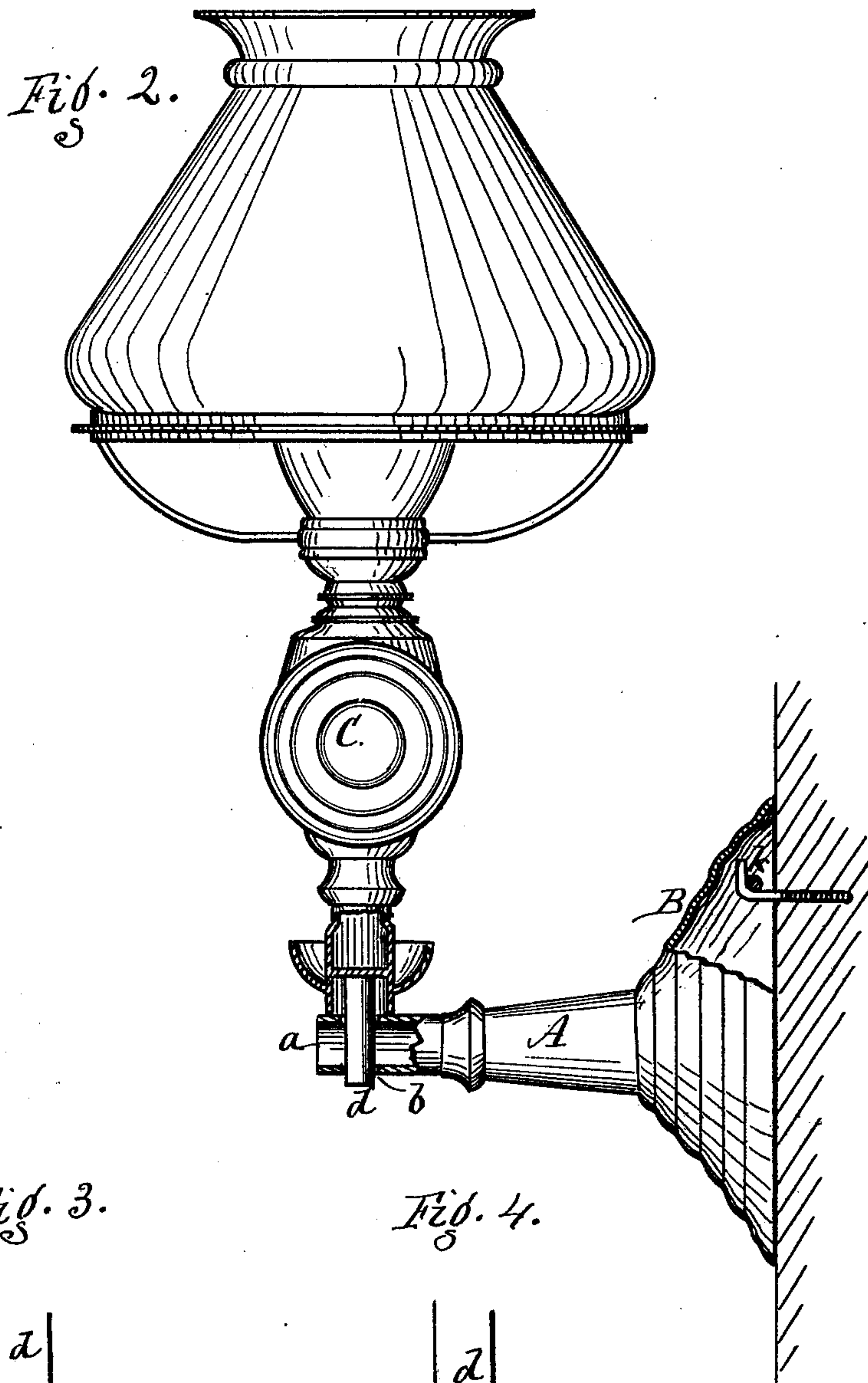


Fig. 3.

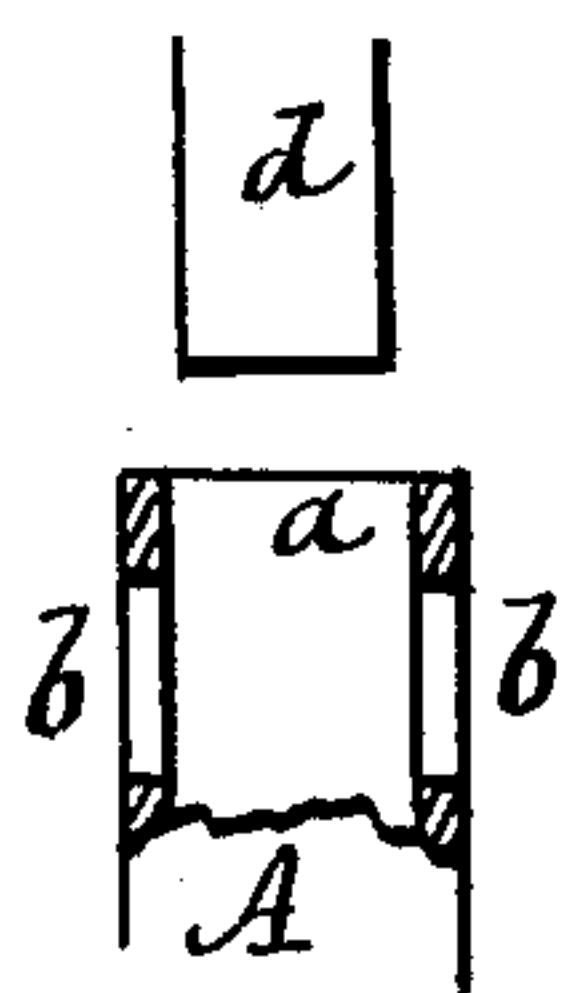
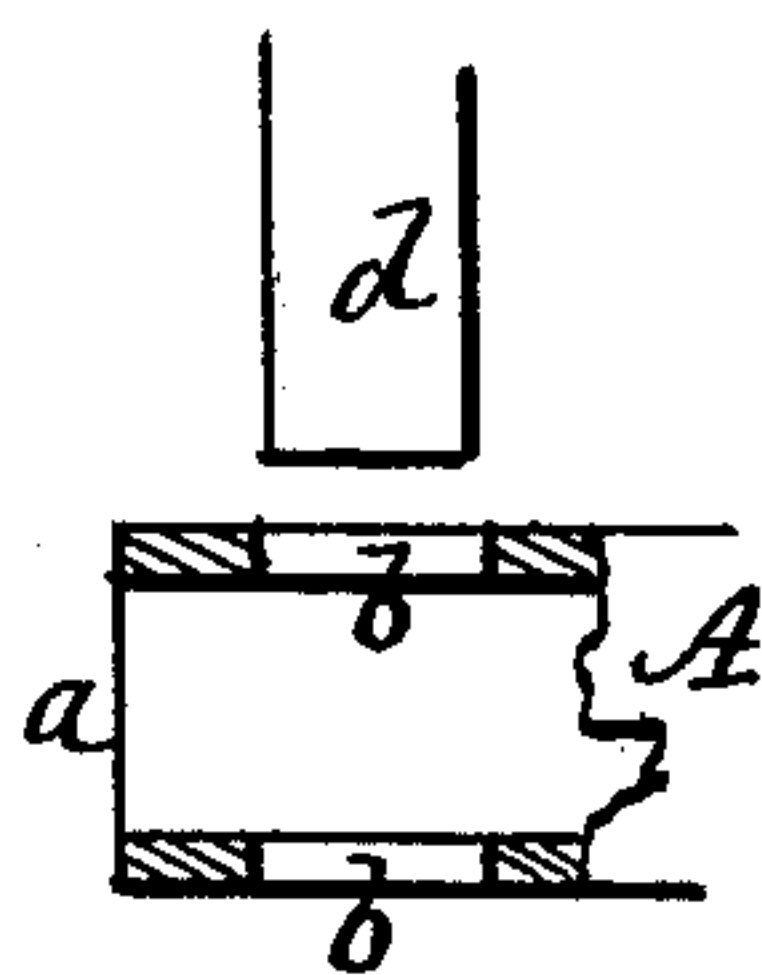


Fig. 4.



Attest.
J. B. West
John C. Burn.

Inventor.
Chas F. Spencer,
per R. L. Osgood,
Atty.

UNITED STATES PATENT OFFICE.

CHARLES F. SPENCER, OF ROCHESTER, NEW YORK, ASSIGNOR TO HENRY E. SHAFFER, OF SAME PLACE.

IMPROVEMENT IN LAMPS.

Specification forming part of Letters Patent No. 220,884, dated October 21, 1879; application filed August 11, 1879.

To all whom it may concern:

Be it known that I, CHARLES F. SPENCER, of the city of Rochester, county of Monroe, and State of New York, have invented a certain new and useful Improvement in Lamps; and I do hereby declare that the following is a full, clear, and exact description of the same, reference being had to the accompanying drawings, in which—

Figure 1 is an elevation of the lamp arranged as a stand-lamp. Fig. 2 is a similar view of the same arranged as a bracket-lamp. Figs. 3 and 4 are detail views.

My improvement relates to combined stand and bracket lamps, and is similar in general principle to that patented by me August 12, 1879.

The object of my present invention is to obviate the use of a hinge or joint in the standard, and also to adapt the improvement to glass lamps, where such hinge or joint cannot be conveniently and cheaply applied.

To this end the invention consists in the construction and arrangement hereinafter described, whereby the standard and fount are made separate and distinct from each other, and are provided with means by which the fount can be set into the standard in either position, as hereinafter described.

In the drawings, A represents the standard attached to a base, B, and C is the fount or lamp-body.

In the top of the standard is an open tubular socket, *a*, and at right angles thereto is another socket, *b*, made through the standard at a little distance from the end.

On the bottom of the fount or an arm extending from the fount is a stem, *d*, adapted to be fitted either into the socket *a* or the socket *b*. Outside of the stem is a tubular portion forming a jacket, *f*, which, when the stem is inserted in socket *a*, rests outside the top of the standard and covers the socket *b* from sight; but this jacket may be dispensed with.

The socket *a* and socket *b* may be round, square, or of other form, and other equivalent devices for the connection of the lamp may be used in their place.

On the back of the base B is a cross-wire, *k*, which engages with a hook on the wall when the lamp is used as a bracket-lamp.

The operation is as follows: When the lamp is used as a stand-lamp, as shown in Fig. 1, the stem *d* fits in the socket *a*, and the lamp then stands upright like any hand-lamp. When it is used as a bracket-lamp, as shown in Fig. 2, the stem *d* fits in the hole or socket *b*, and the lamp-body then stands upright, while the standard rests horizontally.

By the means above described the lamp is adapted both as a stand and bracket lamp, and the expensive hinge or joint connecting the two parts is avoided.

It enables both the standard and fount to be made of glass, to which such hinge or joint cannot be readily attached; but, if desired, the fount and standard may both be made of metal, or one of metal and the other of glass.

It greatly facilitates the adjustment of the lamp from one position to the other, and no trouble is experienced as in turning a hinge.

Ordinarily the parts will hold together by the frictional contact; but, if desired, fastenings—such as a pin passing through the stem, a screw-thread, or a spring or other device—may be used to fasten one part to the other.

I do not claim, broadly, a disconnected fount and standard in a common lamp; nor do I claim in this application a hinge or locking attachment in a lamp, such as shown in my patent of August 12, 1879; but

I claim—

A combined stand and bracket lamp, consisting of the separate and independent standard A and fount C, the standard being provided with the sockets *a b*, at right angles to each other, and the fount being provided with a stem, *d*, adapted to fit both of said sockets, the whole arranged, as described, so that the fount is changeable from one position to the other, and vice versa, upon the standard to form a stand or a bracket lamp, as specified.

In witness whereof I have hereunto signed my name in the presence of two subscribing witnesses.

CHAS. F. SPENCER.

Witnesses:

R. F. OSGOOD,
R. E. WHITE.