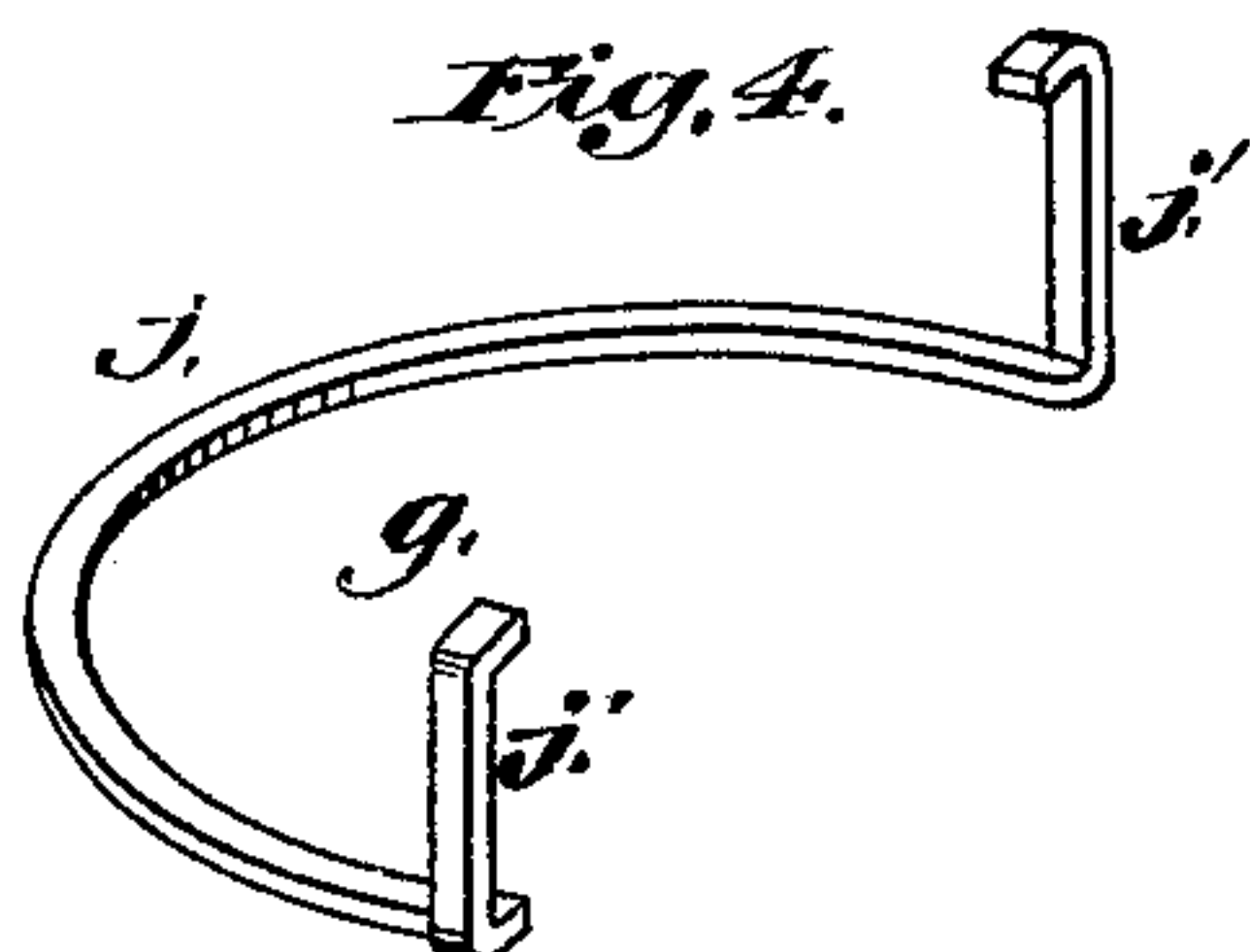
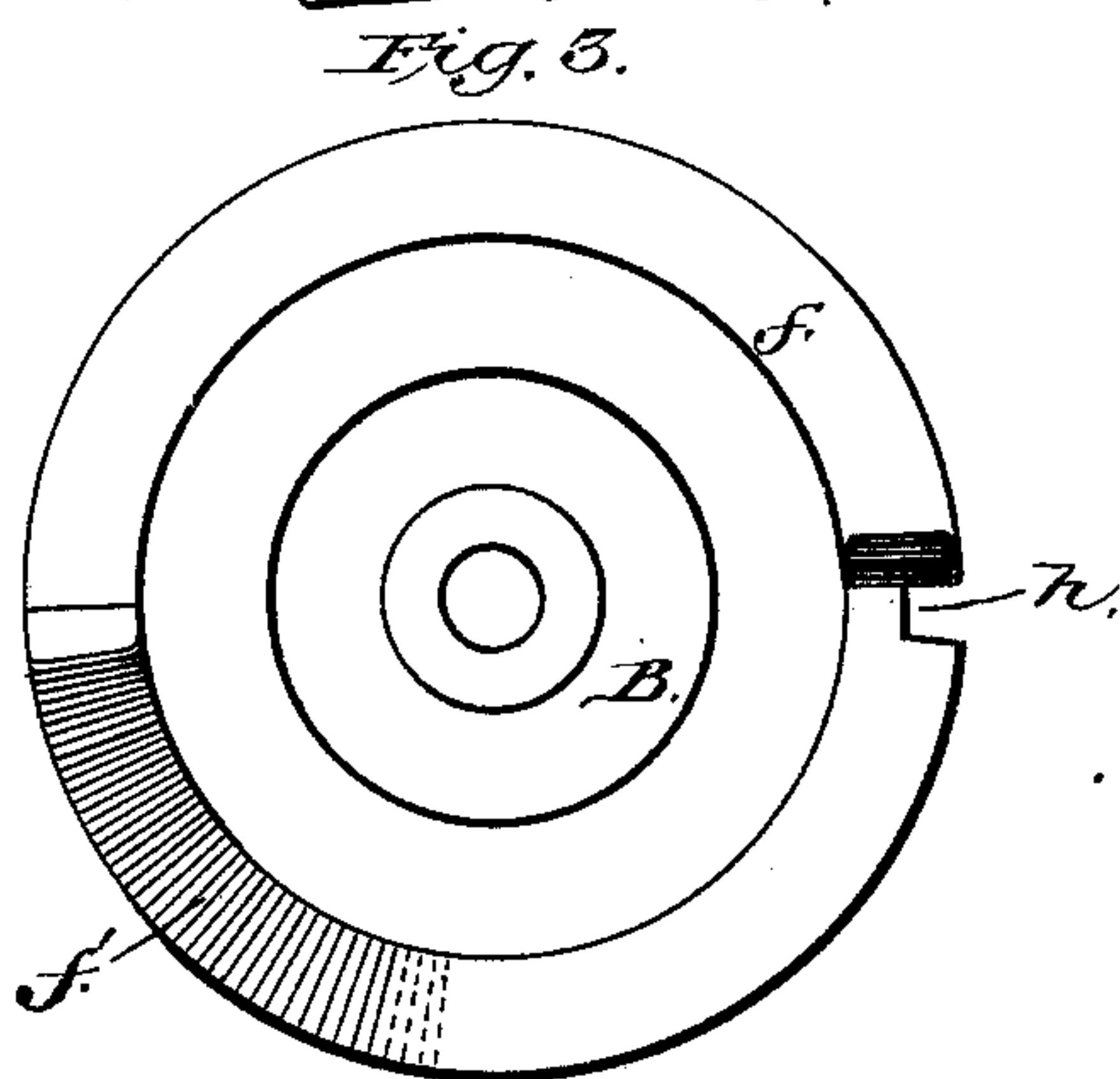
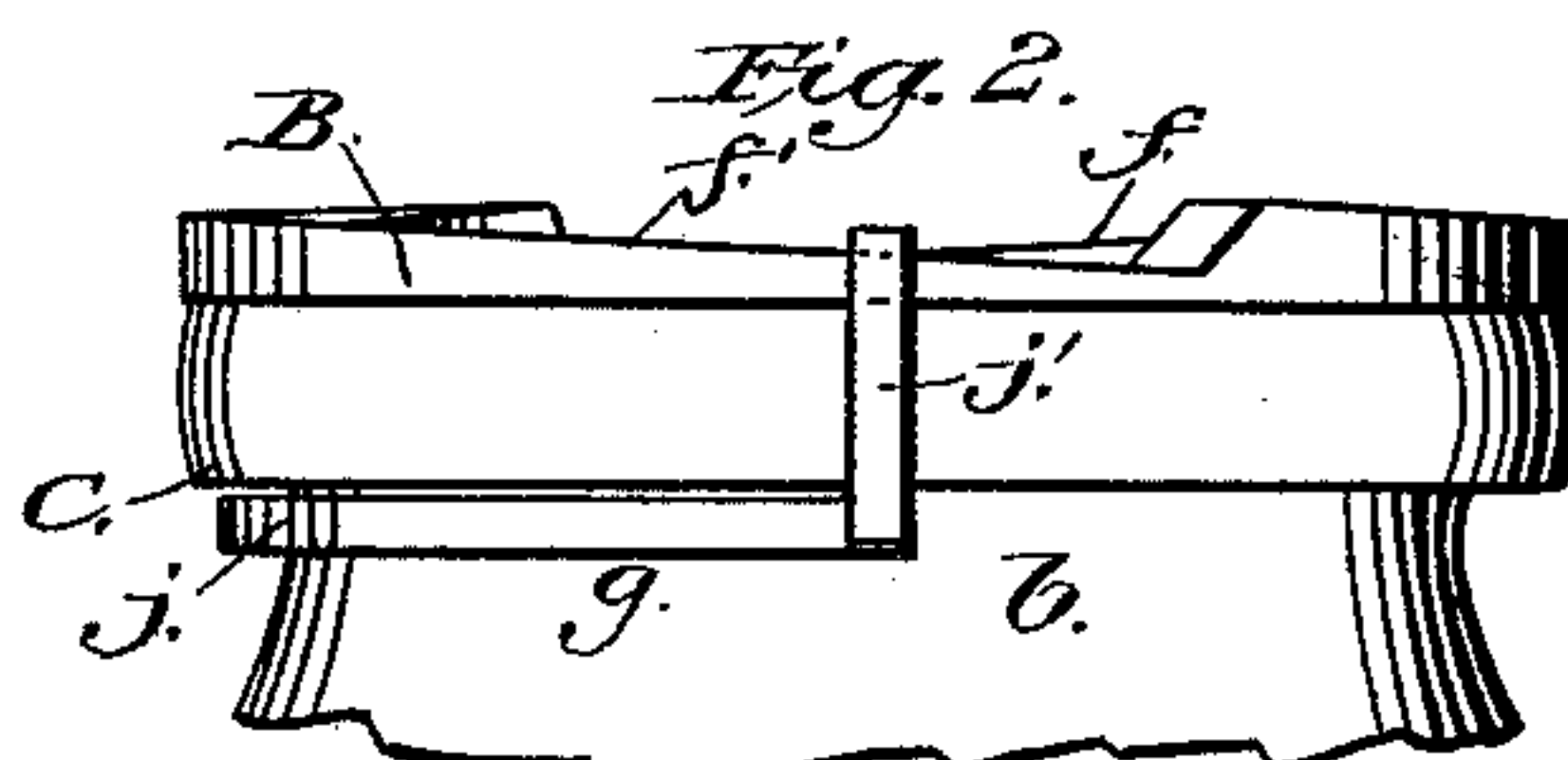
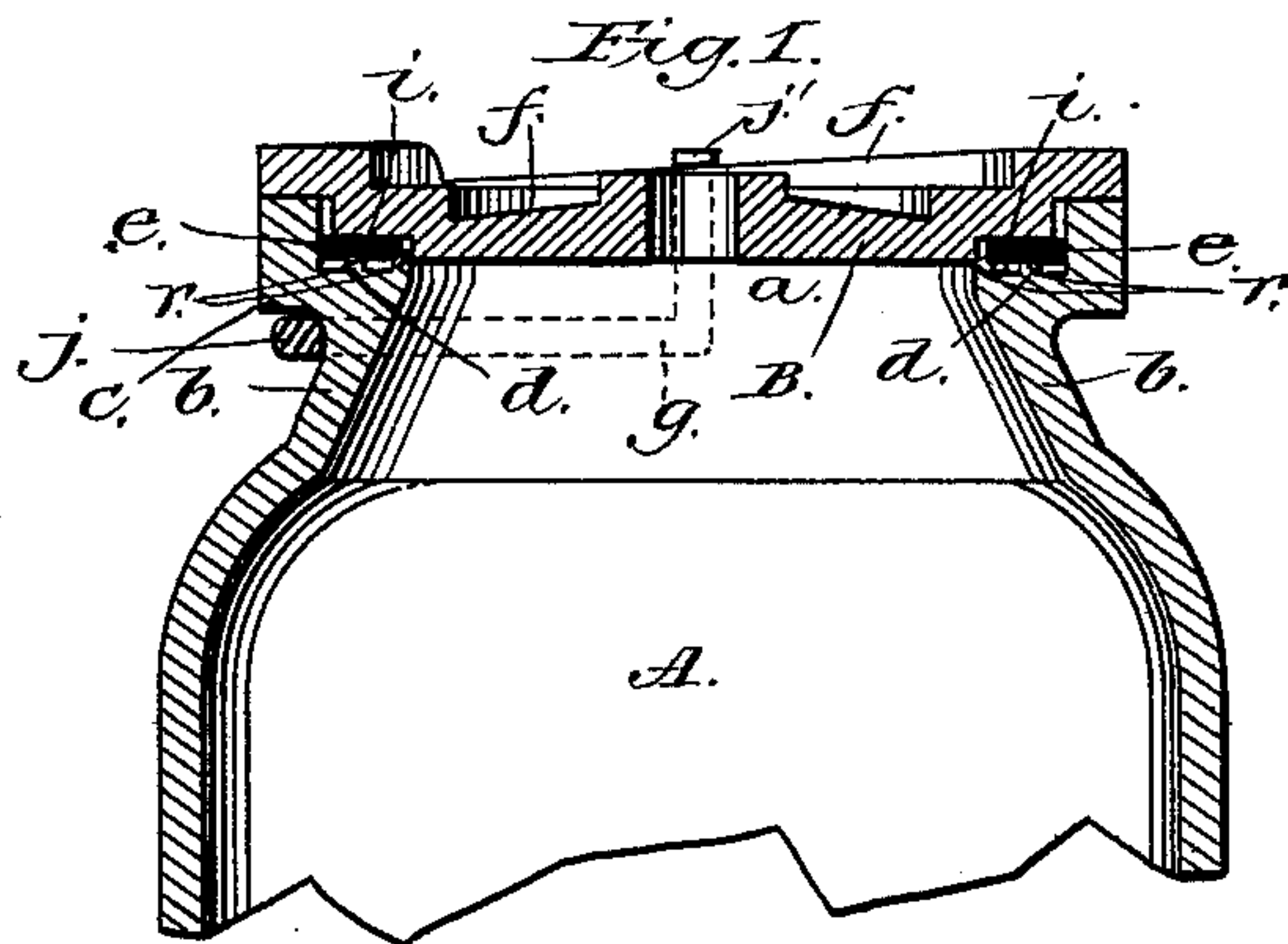


J. MURPHIN.
Jar for Preserving Fruit and Vegetables.
No. 220,642. Patented Oct. 14, 1879.



WITNESSES
Villette Anderson
Geo. Heller

INVENTOR
Joe. Murphy
by E. W. Anderson,
his ATTORNEY

UNITED STATES PATENT OFFICE.

JOSEPH MURPHIN, OF MALAGA, NEW JERSEY, ASSIGNOR TO HIMSELF AND
THOMAS LEACH, OF SAME PLACE.

IMPROVEMENT IN JARS FOR PRESERVING FRUIT AND VEGETABLES.

Specification forming part of Letters Patent No. **220,642**, dated October 14, 1879; application filed
May 17, 1879.

To all whom it may concern:

Be it known that I, JOSEPH MURPHIN, of Malaga, in the county of Gloucester and State of New Jersey, have invented a new and valuable Improvement in Jars for Preserving Fruit and Vegetables; and I do hereby declare that the following is a full, clear, and exact description of the construction and operation of the same, reference being had to the annexed drawings, making a part of this specification, and to the letters and figures of reference marked thereon.

Figure 1 of the drawings is a representation of a central vertical section. Fig. 2 is a side view of the same. Fig. 3 is a plan view of the lid. Fig. 4 is a perspective view of the semi-annular detachable clamp.

This invention has relation to improvements in jars for the preservation of fruits, vegetables, and other perishable articles; and the nature of the invention consists in combining with a can having an inside annular ledge provided with concentric ring-like corrugations, and an exterior flange connected with the body of the can by a reduced neck, a packing-ring introduced on said ledge, a lid fitting inside of the mouth of the can on the ring aforesaid, and provided with oppositely-inclined outer edges upon its top and a semi-annular fastening-wire embracing the neck of the can, and provided with hook-arms that engage the lid, whereby, by turning the latter in the proper direction, the hook-arms mount the inclines, and, acting as clamps, compress the packing between the corrugated shoulder and lid, forming a tight joint, as will be hereinafter more fully set forth.

In the annexed drawings, the letter A designates the body of the can, having a mouth, *a*, and the neck *b* uniting the mouth and body, as shown. The neck forms, with the mouth, a square shoulder, *c*. Inside of the mouth is a horizontal shoulder or ledge, *d*, having on its upper face one or more concentric ribs, upon which is laid a packing-ring, *e*, usually of rubber.

The lid B is usually of metal of a preferably non-corrodible nature, and has an inside rab-

bet, *i*, that rests upon the packing-ring *e*, and, when forced into the can by the device hereinafter explained, or its equivalent, causes the said ring to be crowded down upon the ribs *r*, and creates a tight joint. It will be observed that the margin of the lid is flush with the throat of the can, and has near such margin two oppositely-inclined surfaces, *f' f*, each being of the length of an arc of one hundred and eighty degrees nearly, though a shorter arc may be employed.

g indicates the lid-fastener, consisting, essentially, of a strong half-ring, *j*, that snugly embraces the neck of the can under the shoulder *c*, and of hook *j'*, extending upward and across the edge of lid B, as shown in Fig. 1.

The lid is placed on the can by introducing one edge under one of the hook-arms and allowing the other to pass through a cleft, *h*, in the edge thereof diametrically opposite. By seizing the can in one hand and its lid in the other, and turning them in opposite directions, the hook-arms will mount the inclines with the result, aforesaid, of clamping the packing-ring upon the ledge *d* and forming a tight joint between the can-lid and can.

What I claim as new, and desire to secure by Letters Patent, is—

The combination, with a can having an inside annular ledge, *d*, provided with concentric ring-like corrugations on its horizontal face, and an exterior flange connected with the body of the can by a reduced neck, of a packing-ring, *e*, introduced on said ledge, a lid, B, fitting inside of the mouth of the can on the ring, and provided with oppositely-inclined outer edges *f' f* upon its top and cleft *h* in its side, and the semi-annular fastening *g*, having the end hook-arms *j'*, all constructed and arranged to operate substantially as shown and described.

In testimony that I claim the above I have hereunto subscribed my name in the presence of two witnesses.

JOSEPH MURPHIN.

Witnesses:

E. L. PERDRIAUX,
ALLEN H. GANGEWER.