

W. C. KING.
Drinking-Cup Attachment.

No. 220,155.

Patented Sept. 30, 1879.

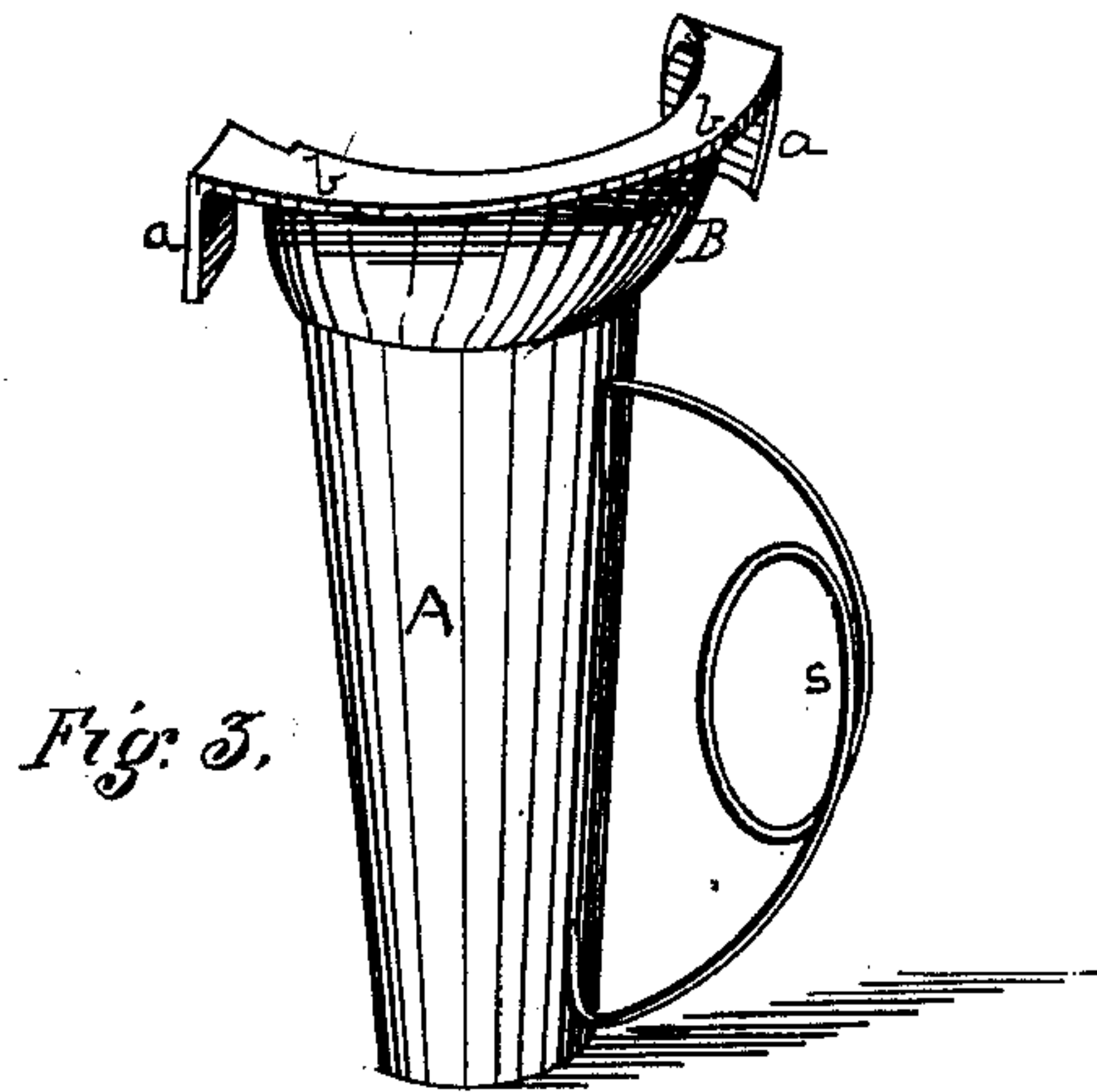


Fig. 3.

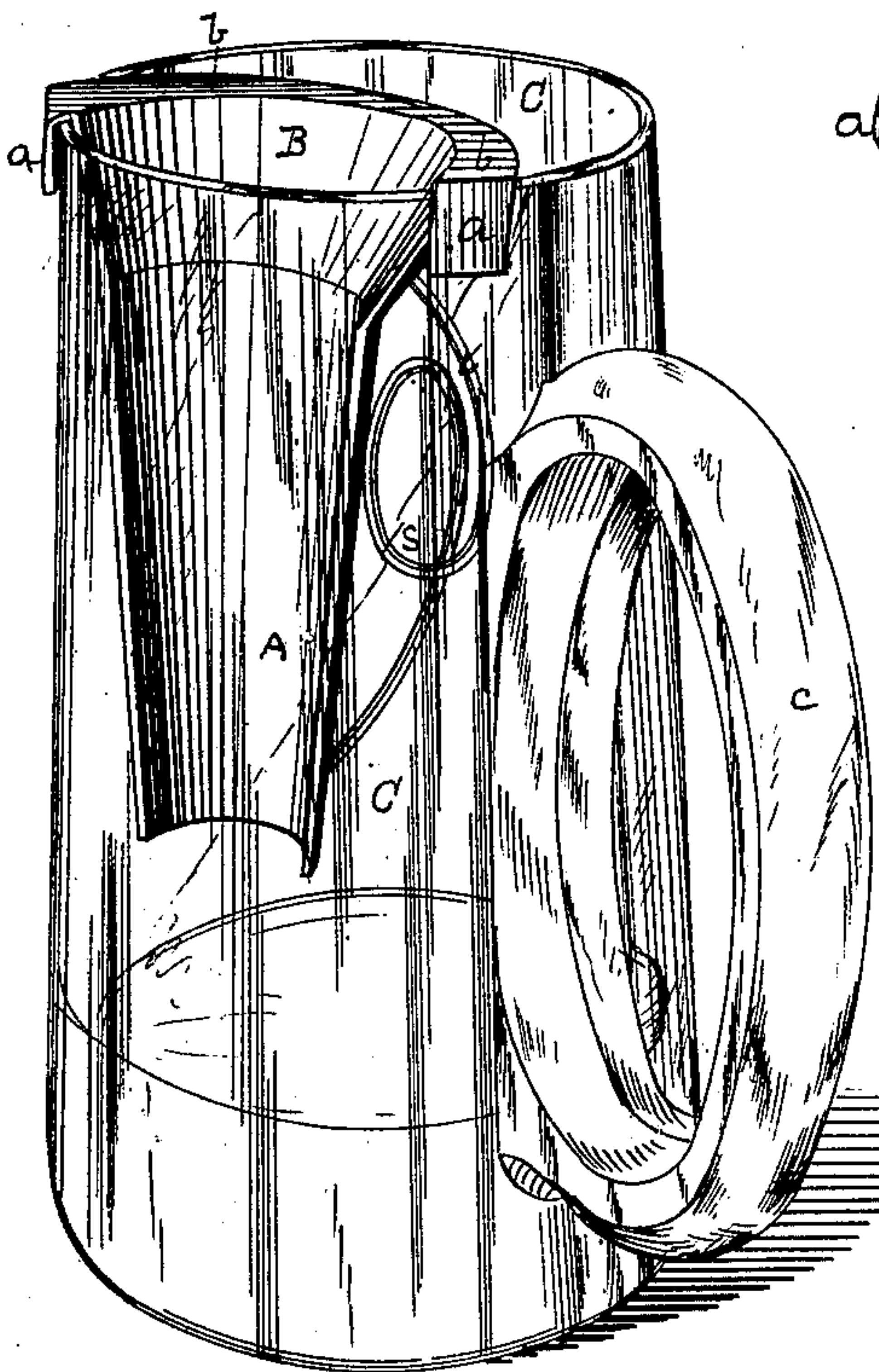


Fig. 2.

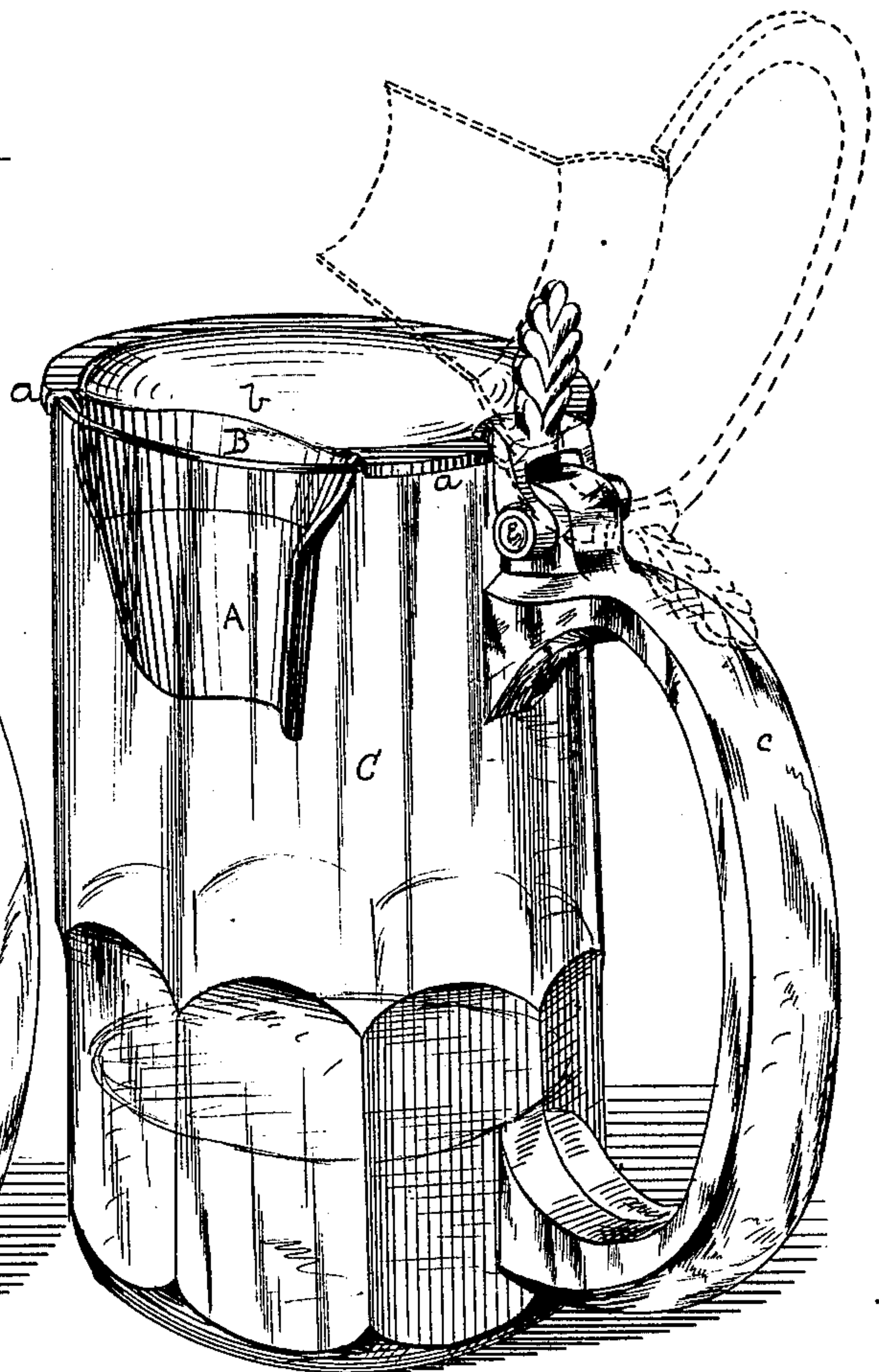


Fig. 1.

Witnesses
C. Parker
A. H. Whittlesy

Inventor William C. King
By Attorney George H. Christy.

UNITED STATES PATENT OFFICE.

WILLIAM C. KING, OF UNION TOWNSHIP, (PITTSBURG P. O.,) PA.

IMPROVEMENT IN DRINKING-CUP ATTACHMENTS.

Specification forming part of Letters Patent No. **220,155**, dated September 30, 1879; application filed June 20, 1879.

To all whom it may concern:

Be it known that I, WILLIAM C. KING, of Union township, Pittsburg Post Office, county of Allegheny, and State of Pennsylvania, have invented or discovered a new and useful Improvement in Drinking-Cup Attachments; and I do hereby declare the following to be a full, clear, concise, and exact description thereof, reference being had to the accompanying drawings, making a part of this specification, in which like letters indicate like parts.

Figure 1 is a perspective view of a glass beer-mug, showing my improved attachment arranged thereon, and illustrative of one manner of using the same. Fig. 2 is a similar view, illustrative of another form of applying my improved attachment; and Fig. 3 is a detached perspective view of my improvement in the form shown in Fig. 2.

My improvement relates to an attachment for beer-mugs, soda and other drinking cups for foaming liquids; and the purpose or object of my improvement is to provide a device for drawing the clear liquid from the bottom of the cup while the residual foam is retained, and also to combine with such device a mustache or upper-lip protector, which is detachable from the rim of the cup.

My improvement may be embodied in various forms so as to secure the objects named, and I have illustrated in the drawings two forms of applying the same, both operating in substantially the same way.

In Fig. 3 of the drawings, A represents a segment of a tube, by preference tapering downward somewhat, as shown. This part A is surmounted by an upwardly-flaring lip-piece, B, by preference, of suitable size and form for covering or protecting the upper lip of the user. A rim, *b*, is made around the upper edge of B of any desired width, and the ends or outer edges of this rim are bent down so as to form flanges or hooks *a*, adapted to engage or fit over the edge of a mug or glass, C, and thereby support the attachment A B.

The section-edges of the parts A and B are, by preference, so shaped as to fit closely to the inner wall of the glass or mug. Ordinarily, the weight of this device will be sufficient to cause it to keep its place against the side of the glass, especially when tipped for drink-

ing; but, if preferred, a spring, *s*, of any suitable construction may be arranged on the back of the part A in such way that it shall press upon the opposite wall, and thereby hold the attachment securely in place; or the flange *a* may be so fitted and shaped with relation to the rim of the glass or mug, especially when such rim has a flaring or outwardly-tapering form, that it shall operate as a spring to hold the attachment in place; or, again, the rim *b* of the attachment may be extended over the entire top of the mug or glass outside of the lip-piece B, as in Fig. 1, and the flange *a* continued around such part *b*, thus forming a cap or cover, which will serve both as a protector and as a means of supporting and holding in place the parts A and B. The cover thus formed may be hinged, if desired, to the handle *c* in any convenient way, as at *e*, Fig. 1, thus forming a partial lid, covering the greater part of the mouth of the mug, and leaving only sufficient opening for drinking purposes; or, again, dovetail or other suitable grooves or ways may be made up and down on the inner wall of the glass or mug, and the section-edges of the parts A and B being properly fitted may be slid into such grooves, and thus be held in place; but for convenience in washing the glass I prefer the other ways mentioned.

The length of the part A may be varied somewhat, so as to adapt it for use with different kinds or qualities of foaming liquids, it being sufficient for the purposes of my invention that it be carried down to or about the lowest level of the foaming part of the liquid, and thereby form a channel or passage-way for drawing off the clear liquid from the bottom while the foam will be retained or kept back.

Fig. 1 illustrates a form and proportion of this part A well adapted for use with light foaming liquids, as soda-water, while the form and proportions shown in Figs. 2 and 3 are better suited for liquids having more foam, as ale, beer, and the like.

I do not wish to limit myself to the particular form of the part A shown, as it may be made tubular—that is, of pipe form or angular—and it may be open on one side, as shown, or inclosed entirely around, leaving the ends open only. By making this attachment re-

movable or hinged it offers no hinderance to washing the glass or cup, and this is a very important consideration, especially when used in places of public resort.

I am aware that mustache-guards have been used on coffee-cups which formed an integral part of the cup, and also that an oval-shaped flat disk has been inserted diagonally inside of and across the cup for like purposes, as above described; and such devices are hereby disclaimed.

My improved attachment may be made of glass, porcelain, celluloid, metal, or an alloy or other suitable material.

I claim herein as my invention—

1. As a device to be used with a drinking-cup for the purposes set forth, a tube or segment of a tube adapted to be inserted and held in place against or adjacent to the inner wall of the cup on one side, and a top flange

covering a part or the whole of the rest of the mouth of the cup, substantially as described.

2. An attachment for use in drinking foaming liquids from a cup, consisting of a segmental channel adapted to fit against the inner wall of the cup, and extending from the rim of the cup down to or below the ordinary level of the foam, and thereby form a passage-way for drawing the clear liquid from the bottom of the cup while the foam is retained, and having suitable means for holding the device against the side of the cup, substantially as set forth.

In testimony whereof I have hereunto set my hand.

WILLIAM C. KING.

Witnesses:

R. H. WHITTLESEY,
C. L. PARKER.